



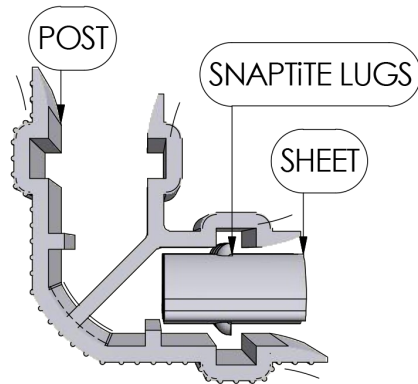
# OGC150150L - 1.5m x 1.5m x 0.4m L-Shape Raised Garden Bed



Farm fresh food at home

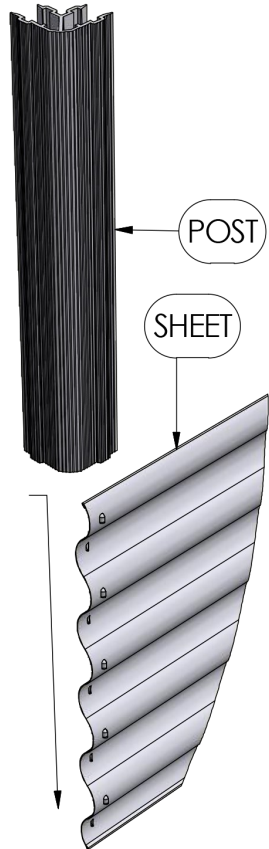
## Assembly Instruction Manual

To slide a corner post onto a sheet, align the lugs with the grooves inside the post as illustrated to the right.

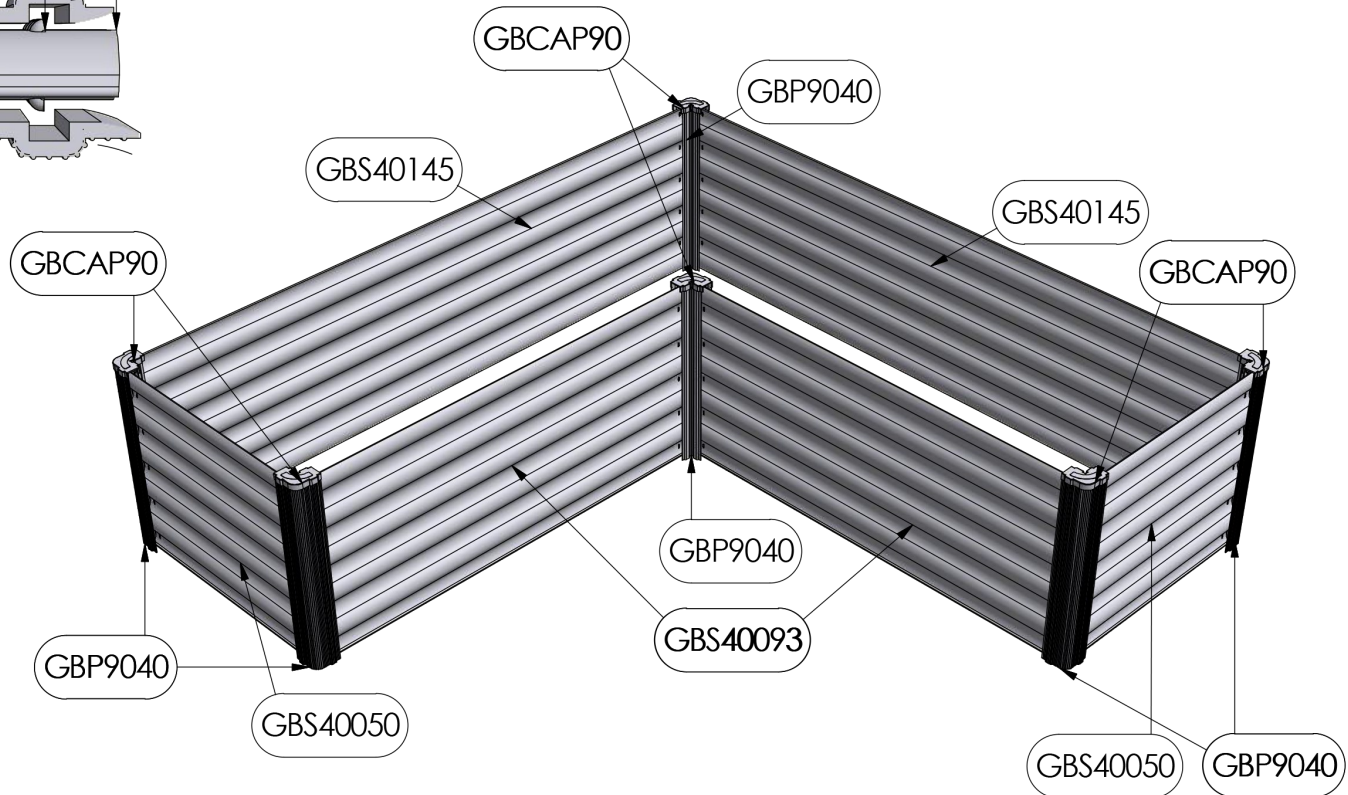


It is recommended to begin with the 2x medium sheets so that the assembly finishes with a short sheet

Apply all of the caps onto the posts & press down on them firmly to secure.



Repeat this for all remaining posts & sheets by working your way around the assembly clockwise or anticlockwise



# No tools. No screws.





# OGC150150L - 1.5m x 1.5m x 0.4m L-Shape Raised Garden Bed



Farm fresh food at home

## Assembly Instruction Manual

ITEM	IMAGE	DESCRIPTION	QUANTITY
GBS40145		SNAPTITE SHEET 400mm WIDE 1450mm LONG	2
GBS40093		SNAPTITE SHEET 400mm WIDE 925mm LONG	2
GBS40050		SNAPTITE SHEET 400mm WIDE 500mm LONG	2
GBP9040		SNAPTITE 90° POST 410mm LONG	6
GBCAP90		SNAPTITE 90° CAP	6

**Unpack** your cartons and confirm that you have all of the necessary components using the packing list.



**Some components have sharp edges and corners.**

The use of a pair of gloves is recommended, along with care and attention to how you handle each components.

**Do not apply excessive force** to components to assemble them into the illustrated positions. Most parts will slide into position with minimal effort. Use a rubber mallet to gently tap components into position where necessary.



### WARRANTY

Congratulations on your purchase of an ORGANIC GARDEN CO. RAISED GARDEN BED. ORGANIC GARDEN CO. Raised Garden Beds are made using high quality Australian made steel, and rigid PVC components.

We are pleased to advise we warrant that the steel panels and PVC posts will not split, bend, burst or fail, and the post to steel panel connections will retain their original structural integrity, for three years from date of purchase.

This warranty covers ORGANIC GARDEN CO. RAISED GARDEN BEDS used for normal domestic use and installed in accordance with the installation instructions.

This warranty does not cover ORGANIC GARDEN CO. products installed in severe coastal, industrial or other highly corrosive environment.

The warranty applies to the exclusion of all other representations, guarantees or warranties express or implied, our goods come with guarantees that cannot be excluded under the Australian consumer law and is not transferable. You are entitled to a replacement or refund for a major failure and for compensation for any other foreseeable loss of damage. You are also entitled to have the goods repaired or replaced if the goods fail to be of an acceptable quality and the failure does not amount to a major failure. For further information go to <http://consumerlaw.gov.au>

Please retain a proof of purchase (sales docket or invoice) or register your warranty within 30 days of purchase here:

[www.absco.com.au/register\\_warranty.php](http://www.absco.com.au/register_warranty.php)

In the unlikely event a warranty claim is made, it must be supported by photographic evidence and details of the defect, including component part numbers, together with proof of purchase documentation (or on-line registration of purchase) and forwarded to the address below. Upon receipt of the warranty claim, the Customer Service Manager will contact you within three business days to advise you of the assessment outcome of the claim, which may include expenses incurred in making the claim.

THE CUSTOMER SERVICE MANAGER, ABSCO INDUSTRIES, PO BOX 119 ACACIA RIDGE QLD AUSTRALIA 4110

PHONE: 1800 0297 01

FAX: 07 3344 1191

EMAIL: [warranty@absco.com.au](mailto:warranty@absco.com.au)

Issued 16/01/2014

CHECK OFF ALL COMPONENTS PRIOR TO ASSEMBLY