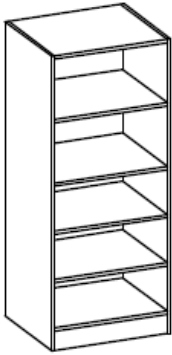
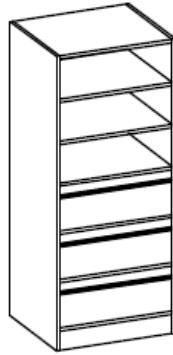


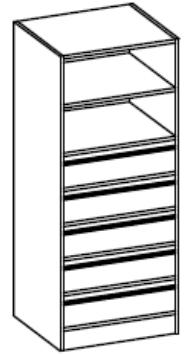
ASSEMBLY INSTRUCTIONS FOR MODELS- MSM & MAXI RANGE



MSM 716 - 1650 x 500 x 450
 MAXI 716 - 1650 x 608 x 450



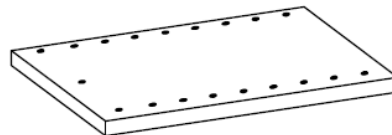
MSM 16J3 - 1650 x 500 x 450
 MAXI 16J3 - 1650 x 608 x 450



MSM C16 - 1650 x 500 x 450
 MAXI C16 - 1650 x 608 x 450

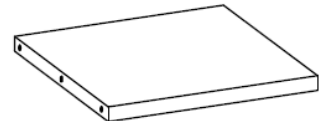
PARTS IDENTIFICATION LIST

SIDE GABLES 2 OFF 1XLEFT HAND 1XRIGHT HAND (MARKED **A** **B**) 1650 x 445



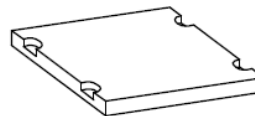
TOP AND BOTTOM FIXED SHELF 1xTOP **F** 1xBOTTOM **D**

MSM RANGE - 467 x 443
 MAXI RANGE - 575 x 443



MIDDLE FIXED SHELF 1 OFF **E**

MSM RANGE - 467 x 443
 MAXI RANGE - 575 x 443



KICK 1 OFF **C**

MSM RANGE - 467 x 60
 MAXI RANGE - 575 x 60

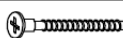









BACK PANEL 1 OFF **G**


MSM RANGE - 1585 x 497
 MAXI RANGE - 1585 x 604



HARDWARE LIST

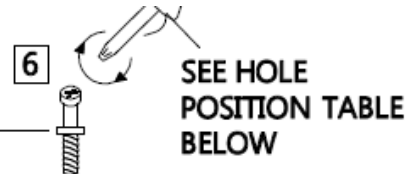
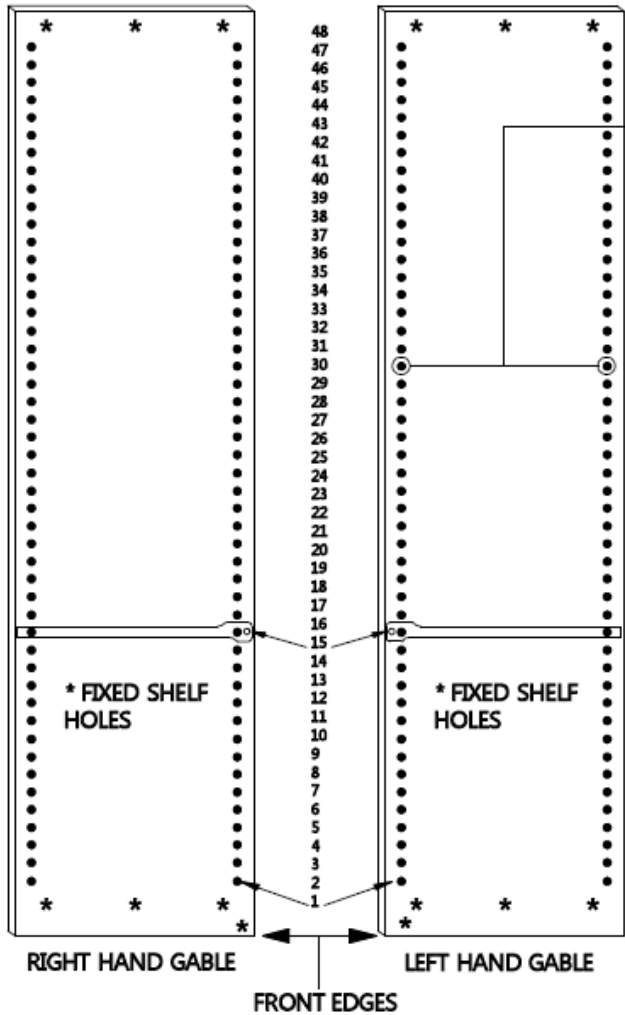
NO	MODEL	DESCRIPTIONS	QTY
1		M 50 X 5 MM CONFIRMAT SCREWS	15
2		WHITE CAPS	15
3		SHELF SUPPORT PINS	12
4		NAILS	60

NO	MODEL	DESCRIPTIONS	QTY
5		CAM LOCK BLOCK FOR MIDDLE FIXED SHELF	4
6		CAM LOCK PIN FOR MIDDLE FIXED SHELF	4
7		EURO SCREW ATTACHMENT OF RUNNERS	TO SUIT UNIT
8		METAL DRAWER RUNNER	TO SUIT UNIT

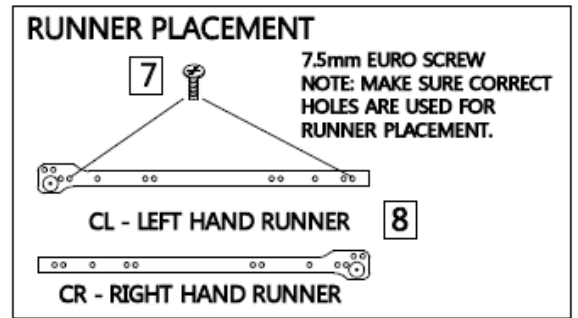
9		DRAWER HANDLES	TO SUIT UNIT
---	---	----------------	--------------

ASSEMBLY INSTRUCTIONS FOR MODELS- MSM & MAXI RANGE

STEP 1

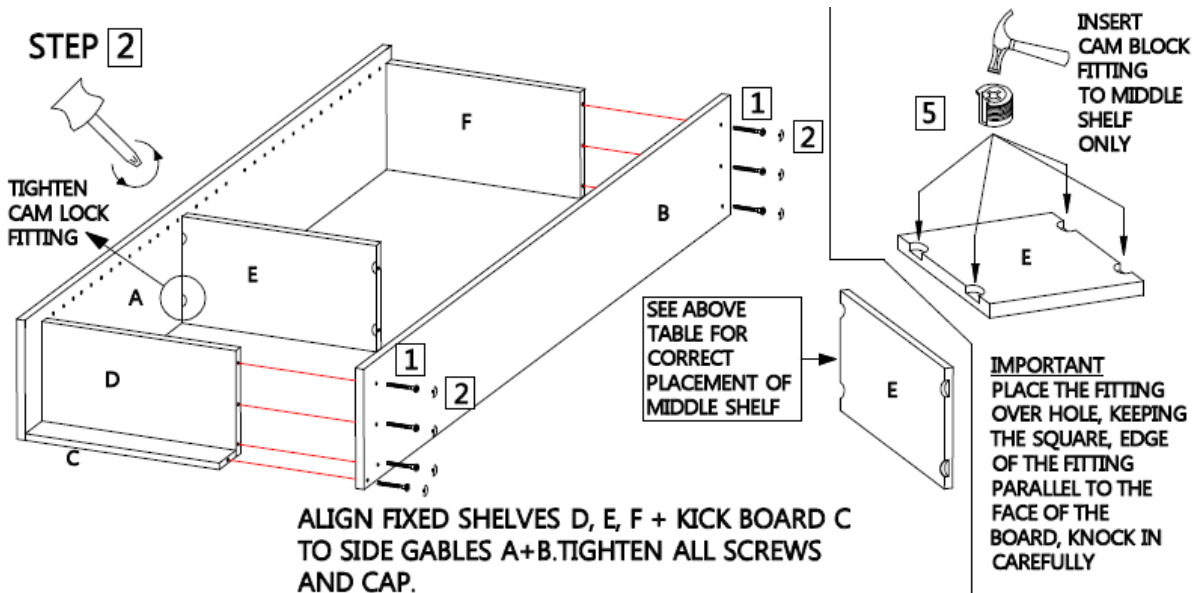


PREMIA MSM - MAXI RANGE		
MODEL	RUNNER HOLE POSITIONS	CAM PIN HOLE POSITION
MSM / MAXI 16J3	1 - 8 - 15	22
MSM / MAXI C16	1 - 8 - 15 - 20 - 25	30
MSM / MAXI 716	NIL	30



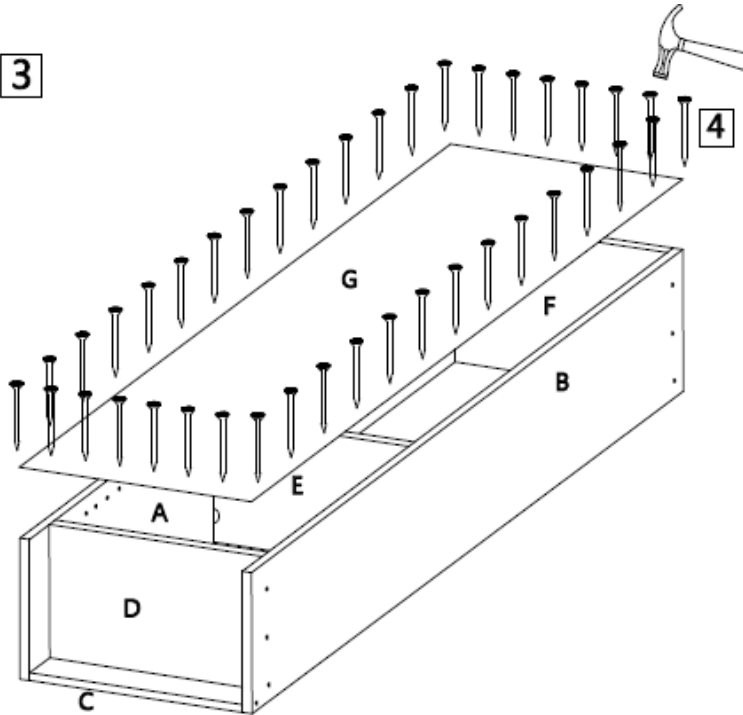
PLACE METAL RUNNERS IN THEIR CORRECT HOLE POSITIONS (SEE ABOVE) MAKING SURE CL = LEFT HAND GABLE + CR = RIGHT HAND GABLE ATTACH USING THE 7.5MM EURO SCREW PROVIDED

STEP 2



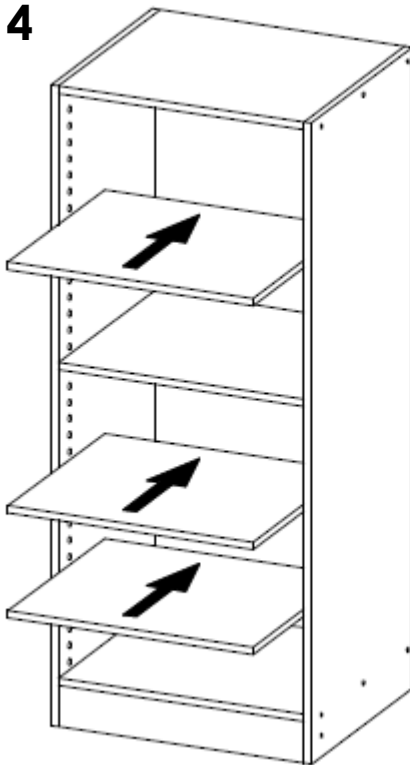
ASSEMBLY INSTRUCTIONS FOR MODELS- MSM & MAXI RANGE

STEP 3



PLACE THE BACK ON TO UNIT MAKING SURE TO KEEP IT PARALLEL TO THE TOP AND SIDES OF THE UNIT. ATTACH USING THE NAILS **4**

STEP 4



COMPLETED UNIT

1. INSERT ADJUSTABLE SHELVES
OR
2. INSERT DRAWERS (SEE ATTACHED FOR DRAWER ASSEMBLY)

WARRANTY

Our goods come with guarantees that cannot be excluded under the Australian Consumer Law. You are entitled to a replacement or refund for major failure.

5 Year Warranty

- If the purchaser has a fault or defect with this product, the purchaser needs to contact Multistore Industries (AUST) directly on (07) 3208 6799 and state date of purchase, place of purchase and proof of purchase.
- Multistore Industries (AUST) will replace any faulty or defect parts at no cost to the customer. A replacement will be sent to you as soon as possible, or product can be exchanged at the store of purchase.
- This warranty is in addition to other rights and remedies of the customer under law.

Sincerely,

Multistore Industries (AUST) Management