

HOZELOCK



Easy Drip

Automatic Watering made easy



www.hozelock.com.au

Why Automatic Watering?

What are the benefits of Automatic Watering?



Have some time off

During the summer months your plants need an increased amount of water, requiring daily watering which can sometimes become a bit of a chore. Automatic Watering systems take this burden away meaning you have more time to do other things.

Water more efficiently

Automatic Watering systems deliver more controlled watering directly to the roots, reducing water wastage through evaporation or inaccurate watering. Not only does this save water, it could also save you money on your water bills.



See your garden bloom

So many plants are affected by both under and over watering, which can potentially kill them or make them more prone to disease. Regular controlled watering produces stronger, happier and more vibrant plants making your garden look great with less work.



Get out more

Automatic Watering systems allow you to be away from home with the assurance that your garden continues to be watered. No more bothering the neighbours and family or coming back to dead plants.



Why Easy Drip?

What are the benefits of Easy Drip?

Simply install in only 15 minutes

Setting up an Automatic Watering system has never been easier thanks to Easy Drip. Clever drippers make installation and adjustment a breeze, whilst a refined range of components ensures that selecting what you need for your outdoor space is kept simple.

Easily adapts to any outdoor space


The Easy Drip range delivers simple solutions to ultimately control, distribute and deliver water around your outdoor space. Whether to plants in containers or borders, Easy Drip can be easily adapted to your watering requirements.

Quickly adjusts to water any size plants

The Easy Drip drippers are fully adjustable allowing you to turn them off or open them to water up to 40L/H. This allows you to ensure each plant gets the right amount of water to help them thrive.

Compatible with all systems

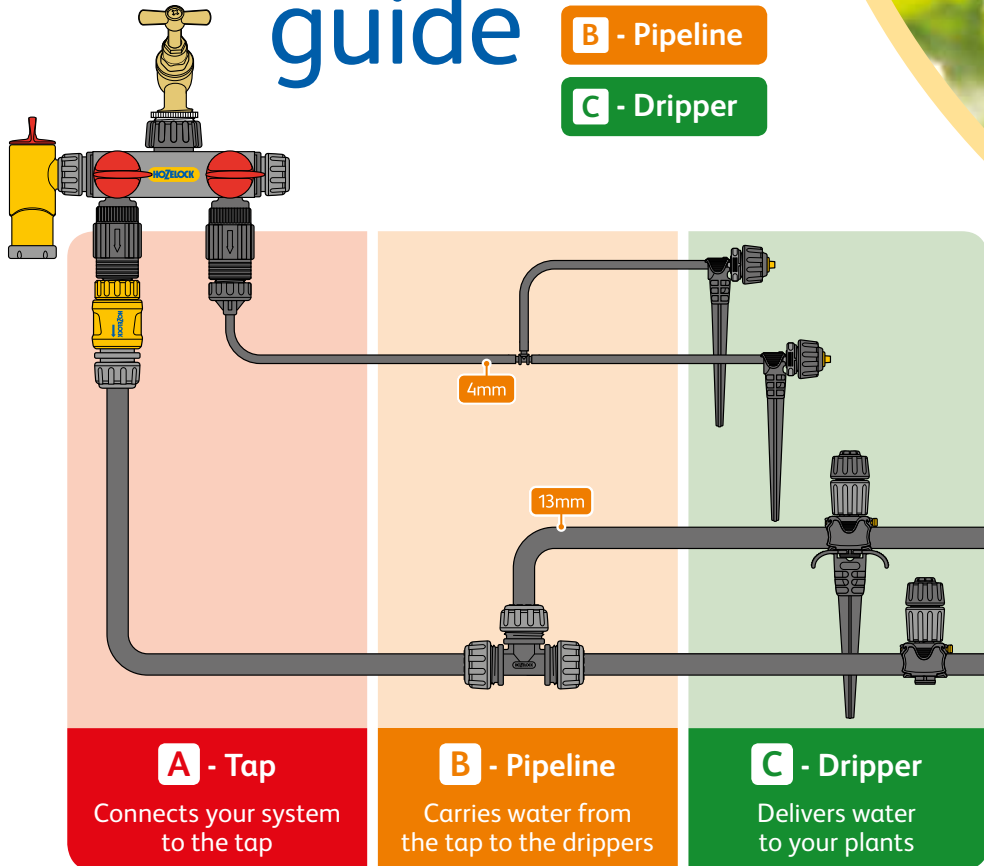
Whether you have an existing Automatic Watering system or are looking to install one for the first time, you can be assured that there will be no issues with compatibility. Easy Drip works seamlessly with all existing systems allowing you to join or extend them together with no fuss.



The Easy Drip Watering guide

The Hozelock Easy Drip system has been split into three easy to understand sections:

- A - Tap**
- B - Pipeline**
- C - Dripper**



A - Tap

The tap connection is vital. It connects the watering system to the mains water supply. Always use a Pressure Regulator to control the water pressure to ensure the best performance.

Pressure Regulator (7022)

Key benefits:

- Reduces tap water pressure to 1.5bar (20psi) for optimum performance.
- 3/4" BSP (G3/4) inlet, 13mm or 4mm outlet.



13mm Pipeline


Straight Connector (7017)

For extending 13mm supply hose.



20m Flexi Hose (7021)

Highly flexible, UV stable 13mm supply hose that carries water from your tap to individual drippers positioned around your garden.



T-Piece (7018)

For branching 13mm supply hose.

Elbow (7019)

For making 90° turns in 13mm supply hose.



End Plug (7016)

For closing off 13mm supply hose.



4mm Pipeline

10m Supply Hose (2772)

Highly flexible, UV stable 4mm supply hose that discreetly transports water from your tap to individual drippers positioned in pots, containers and hanging baskets.



T-Piece (7025)

For branching 4mm supply hose.



Pipeline accessories

Other essentials to improve and adapt your system



Sealing Clip (7014)

Seals holes in 13mm Flexi Hose when Universal Drippers are moved into a new position.

Key benefits:

- Quick and easy to use with a reliable water tight seal.
- Compatible with Hozelock 13mm Flexi Hose.
- Can be removed and re-used if required.




Adaptor Nut (7015)

Adapts the Universal Dripper to connect to both 4mm hose and existing Automatic Watering drippers.

Key benefits:

- Allows for the connection of both Hozelock and 3rd party drippers to the Universal Dripper, ensuring complete compatibility.
- Easy to install providing a quick and water tight connection.
- Can be removed and re-used if required.



Peg (7020)

An innovative ground Peg that can be used to position Universal and Micro Drippers, 13mm and 4mm hose exactly where you need them.



Key benefits:

- Compatible with 13mm & 4mm supply hoses.
- Enables the Universal and Micro Drippers to be positioned exactly how you want them, providing targeted watering for your garden.
- Can be removed and re-used if required.



Easy-to-install Universal Dripper

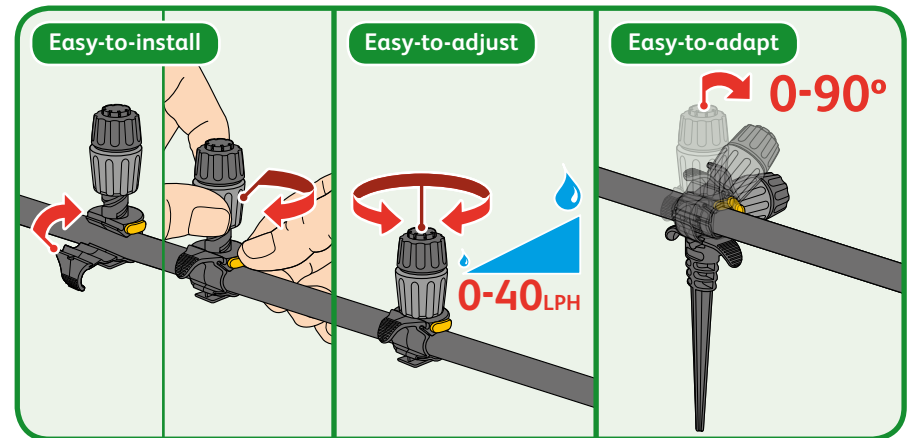
Ideal for watering borders, hedges and vegetable patches



Universal Dripper (7010)

Key benefits:

- The cleverly engineered design allows for a safe and smooth piercing of the hose for an easy, water tight installation.
- Water flow can be regulated from 0 to 40 litres per hour giving you complete control of water delivery to your plants.
- Each dripper can water up to 100cm in diameter providing extensive coverage.
- Compatible with 13mm Flexi Hose.
- Supplied with an innovative ground peg for easy positioning and angle selection from 0 to 90 degrees.
- Easily move and re-position drippers as your garden changes.



Easy-to-install Micro Dripper

Ideal for watering pots,
containers and
hanging baskets



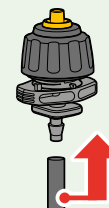
Micro Dripper (7012)

Key benefits:

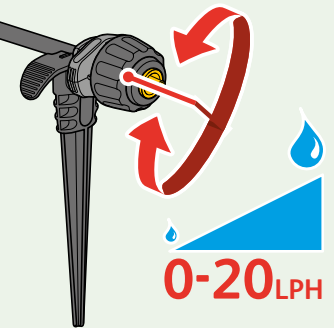
- Easy-to-install end of line dripper compatible with 4mm Micro Hose.
- Regulate the water flow from 0 to 20 litres per hour giving you complete control of water delivery to your plants.
- Supplied with an innovative ground peg for easy positioning and angle selection from 0 to 90 degrees.
- Compact design for discreet installation.



Easy-to-install



Easy-to-adjust



“I would like to water pots and containers”

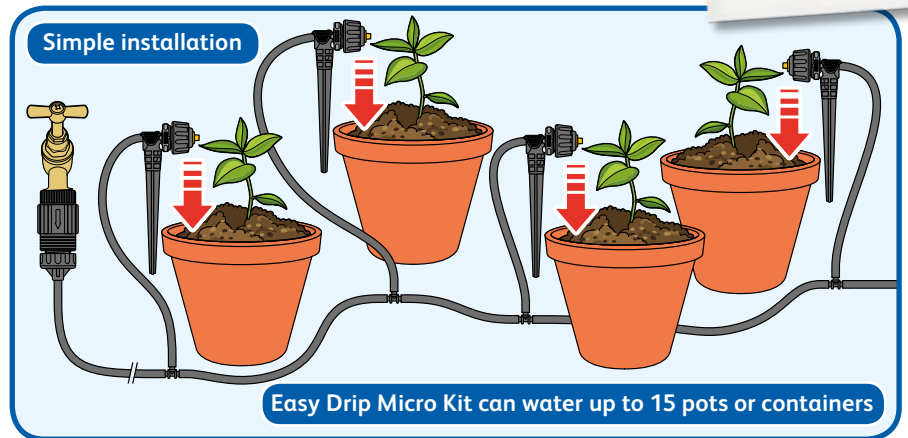
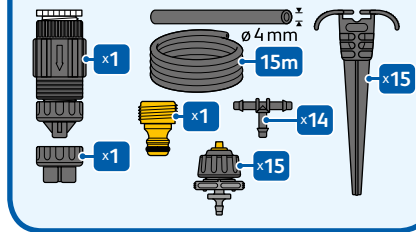
Complete watering kit for up to 15 containers



Container plants are great for decorating patios, windows and hard standing areas. However, maintaining potted plants requires regular watering otherwise the plants will dry out and die.

The solution:
Easy Drip Micro Kit (7024)

- The Easy Drip Micro Kit is quick and simple to install, providing a discreet solution to keeping your containers well watered.
- The Micro Kit is completely adaptable, so if you change the location of your pots or move house, your Easy Drip system can simply be moved with them.
- Each Micro Dripper is completely adjustable, allowing you to control the amount of water each container receives.



Pots



“I would like to water hanging baskets”

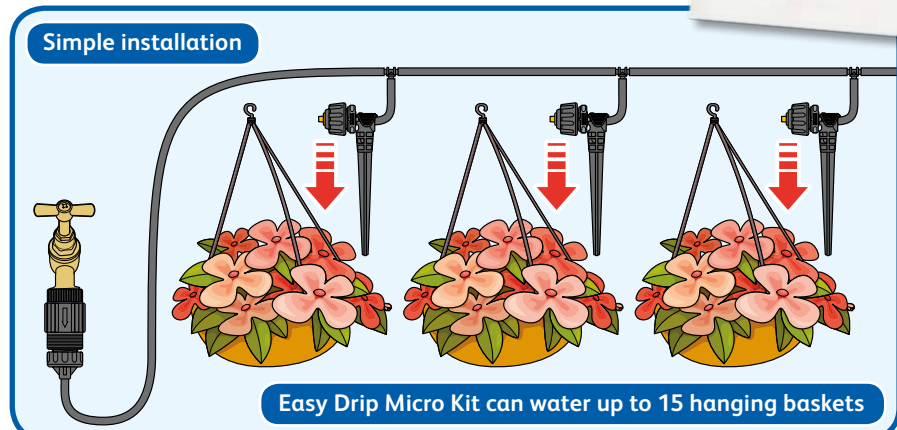
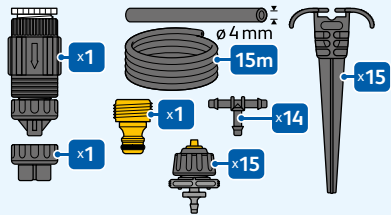
Discreet and easy to install



Hanging baskets can look beautiful and really help to decorate your home. However, they are often difficult to reach and are one of the hardest things to keep looking good all summer.

The solution: Easy Drip Micro Kit (7024)

- The Easy Drip Micro Kit ensures your hanging baskets can be watered regularly without the need to stretch or potentially soak yourself.
- The Micro hose and drippers allow for discreet installation.
- Regulate the water flow from 0 to 20 litres per hour giving you complete control of water delivery to your plants.



Hanging Baskets



Tap options

The tap connection is vital. It connects the watering system to the mains water supply

Always use a Pressure Regulator to control the water pressure to ensure the best performance.

Pressure Regulator (7022)

Key benefits:

- Reduces tap water pressure to 1.5bar (20psi) for optimum performance.
- ¾" BSP (G¾) inlet, 13mm or 4mm outlet.



Dual Tap Connector (2256)

Connect 2 hoses to one outdoor tap.

Key benefits:

- ¾" BSP (G¾), ½" BSP (G½) inlet.

2-Way Tap Connector (2252)

Connect 2 hoses to one outdoor tap.

Key benefits:

- 1" BSP (G1), ¾" BSP (G¾) & ½" BSP (G½) inlet.
- Ergonomic quarter turn valves.
- Can be wall mounted.

Flowmax™ 2-Way Tap Connector (2250)

Connect 2 hoses to one outdoor tap.

Key benefits:

- 1" BSP (G1), ¾" BSP (G¾) & ½" BSP (G½) inlet.
- Includes convenient outlet that can be positioned for dispensing water into a vessel.
- Ergonomic quarter turn valves.
- Can be wall mounted.



4-Way Tap Connector (2150)

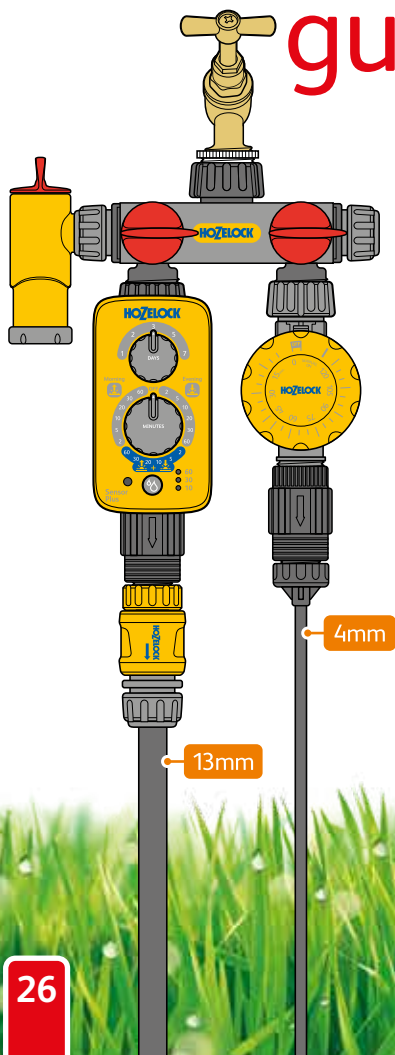
Connect 4 hoses to one outdoor tap.

Key benefits:

- 1" BSP (G1), ¾" BSP (G¾) & ½" BSP (G½) inlet.
- Ergonomic quarter turn valves.
- Can be wall mounted.



The Automatic Watering guide



Auto Off Controller (2210)

Key benefits:

- Manually select timed watering of up to 120 minutes.
- No batteries required.
- ¾" BSP (G¾) and ½" BSP (G½).



Sensor Controllers

The best time to water your garden, to avoid leaf scorch and excessive evaporation, is at sunrise or sunset, but it is not always convenient to be available to do it yourself at these times of the day.

The Hozelock Sensor Controller range of Automatic Watering controllers will take care of this for you, as they include a daylight sensor that automatically adjusts your daily watering schedule to start at sunrise and sunset. Both units are supplied ready to use with the most popular watering schedule of twice a day for 10 minutes; simply insert batteries to get started.

There are two models available in the range, the Sensor Controller that automatically waters every day at sunrise, sunset or both sunrise and sunset. Alternatively the Sensor Controller Plus has the added functionality of selecting every day through to once a week.



Sensor Controller (2212)

Key benefits:

- Electronic water timer with daylight sensor that automatically adjusts daily watering schedule to start at sunrise and sunset.
- Waters once or twice per day for a duration ranging from 2, 5, 10, 20, 30 or 60 minutes.
- Water now function for 60 minutes.
- Requires 2 x AA batteries and includes battery check function.
- 1" BSP (G1), ¾" BSP (G¾) and ½" BSP (G½).



Sensor Controller Plus (2214)

Key benefits:

- Electronic water timer with daylight sensor that automatically adjusts daily watering schedule to start at sunrise and sunset.
- Waters once or twice per day for a duration ranging from 2, 5, 10, 20, 30 or 60 minutes.
- Adjustable watering schedules from every day to once a week.
- Water now function ranging from 10 minutes up to 60 minutes.
- Requires 2 x AA batteries and includes battery check function.
- 1" BSP (G1), ¾" BSP (G¾) and ½" BSP (G½).



Simple to install

in only 15 minutes

Easily adapts

to any outdoor space

Quickly adjusts

to water any size plant

HOZELOCK
Easy Drip

Hozelock Australia, 39-41 Fennell St., Port Melbourne, Victoria 3207, Australia.

www.hozelock.com.au

33682-000

