

These instructions are to be used as a guide only and are not intended to replace the instruction manual provided with your pump. Always read the instruction manual for full details relating to safety instructions, assembly, operation and maintenance of your pump.

**WARNING!** WHEN THE ENGINE IS RUNNING, DO NOT PULL THE RECOIL HANDLE OTHERWISE THE ENGINE MAY BE DAMAGED.

**1** Open the fuel tap to "0" position.

**2** Unlock the throttle and push down to start position and lock.

**3** Hold the recoil starter handle.

Slowly pull the recoil starter handle all the way out...

..... until you feel Resistance.

Then return the recoil starter handle slowly.

**4** Push the decompression lever all the way down.

If the engine does not start, repeat step 3 to 5.

**5** Using both hands, pull the recoil starter handle hard and fast all the way out.

Hold the recoil starter handle firmly.

**6** Start!


## 5.0HP Diesel High Pressure Pump START UP GUIDE

# Quick Start Trouble Shooting

## For Step 3



At step 3, don't pull the recoil starter too fast or hard.




For step 3, Always pull the recoil starter slowly and all the way out.



## For Step 5



For step 5, if you don't pull the recoil starter all the way out, the engine may not start.




For step 5, always pull the recoil starter all the way out.



## For Step 5



For step 5, if you don't pull the recoil starter hard and fast enough, the engine may not start.



For step 5, always pull the recoil starter hard and fast.

