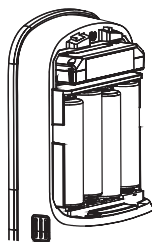
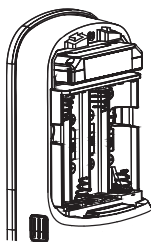
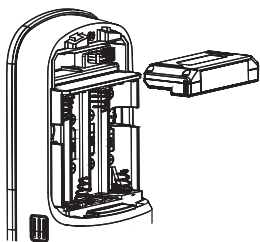



## Installing the Yale iM1 Network Module

**IMPORTANT:** the batteries must be removed prior to removing and/or inserting the network module:






- Remove battery cover and batteries.
- Remove and/or insert Network Module.
- Reinstall batteries and battery cover.



## Enrolling the iM1 Network Module:

The Yale iM1 Network Module must be used with a Yale Assure Lock and cannot be used in conjunction with any other Yale Network Module.

To Enroll the Module:

- Enter the 4-8 digit Master PIN code followed by the  key.
- Press the  key followed by the  key.
- Press the  key followed by the  key.

## Connecting the Yale Secure App with the Yale iM1 Network Module

1. After following the steps listed on other side of page for enrolling the module, download the Yale Secure app from the App Store®.
2. Ensure Bluetooth® is enabled on your iPhone®, iPad® or iPod touch®, and that you're within 30cm of your Yale lock.
3. Open the Yale Secure app and agree to allow the app to access your Home Data.
4. If you do not have a home already created, create a new home when prompted. Tap + to add a new Yale Lock.
5. The app will search for your Yale Lock. Be sure that you are within close proximity (less than 60cm or so). When "Yale Lock" appears, tap to add.  
\*If the lock does not appear, enter your Master PIN Code on the lock keypad, tap the gear, tap 7, tap gear, tap 1 and then tap gear.
6. Scan your Accessory Setup Code; shown below, or manually enter within the app.

### Accessory Setup Code

## Yale Locks & Hardware

Yale® is a registered trademark of ASSA ABLOY AB., In Australia & NZ. Assure Lock® and Lose Your Keys. For Good.® are registered trademarks of ASSA ABLOY Australia Pty Ltd in Australia. Assure Lock® is a registered trademark of ASSA ABLOY New Zealand in New Zealand. Other products' brand names may be trademarks or registered trademarks of their respective owners and are mentioned for reference purposes only. ©Copyright 2018. Yale Secure Inc., an ASSA ABLOY Group Company. All rights reserved. Reproduction in whole or in part with the express written permission of Yale Security Inc. is prohibited.

Apple®, iPhone®, iPad®, iPod touch® and Siri® are trademarks of Apple Inc., registered in the U.S. and other countries. HomeKit is a trademark of Apple Inc. Use of the Works with Apple HomeKit logo means that an electronic accessory has been designed to connect specifically to iPod touch, iPhone or iPad, respectively, and has been certified by the developer to meet Apple performance standards. Apple is not responsible for the operation of this device or its compliance with safety and regulatory standards. Use of the HomeKit logo means that an electronic accessory has been designed to connect specifically to iPod, iPhone, or iPad, respectively, and has been certified by the developer to meet Apple performance standards. Apple is not responsible for the operation of this device or its compliance with safety and regulatory standards. Please note that the use of this accessory with iPod, iPhone, or iPad may affect wireless performance.

YALE, with its unique global reach and range of products, is the world's favorite lock

– the preferred solution for securing your home, family and personal belongings.

ASSA ABLOY is the global leader in door opening solutions,  
dedicated to satisfying end-user needs for security, safety and convenience.

