



**sikkens**

# TIMBER CARE

INTERIOR/  
EXTERIOR

Colour Chart and  
Application Guide

[www.sikkens.com.au](http://www.sikkens.com.au)



A PRODUCT FROM  
**AkzoNobel**



# sikkens

## UNRIVALLED EXPERIENCE WITH WOOD

The Sikkens heritage began in 1792 with Wiert Willem Sikkens; a painter and decorator who used his expertise of woodcare to produce and sell lacquers to fellow painters, decorators and enthusiasts.

As the company has grown over the decades, so has the drive for innovation. Over many years Sikkens has built an outstanding reputation for its range of professional coating systems. They combine innovation and technical excellence with uncompromising quality.

First class research and development ensures that Sikkens continues to lead the way, maintaining its premium position at the forefront of timber coatings technology around the world and in Australia. Sikkens prides itself on offering comprehensive professional support on all aspects relating to the selection and use of Sikkens coatings.

At Sikkens, we are totally committed to providing the very best in professional woodcare coating systems.






# CONTENTS

	Page
Identifying Your Timber	5
Getting Started	6
How to Prepare an Existing Coated Deck	8
How to Prepare a New Hardwood Deck	9
Outdoor Furniture & Decking	12–13
Decking	13–15
Windows, Doors, Cladding & Fences	16–18
Interior Woodcare	19
Sikkens Product Guide	20–23
Sikkens Snapshot Project Guide	24

## THIS GUIDE WILL HELP YOU TRANSFORM YOUR TIMBER USING SIKKENS



## SIKKENS AND THE ENVIRONMENT

We believe a brighter future is possible for our planet. If we work together we can do a lot more with a lot less. Our aim is to provide market leading solutions that enable our customers to work more sustainably, without compromising performance or the quality of the finish. We invest in constant research and development to create innovative new solutions.









## IDENTIFYING YOUR TIMBER



Exterior wood is continually exposed to the elements and is prone to weathering, which makes the wood go grey and lose its original colour.

Sikkens Cetol range provides maximum protection with an outstanding finish to enhance the natural appearance of exterior timber. Sikkens products help your wood to last longer – whether you want to protect against rot and decay, waterproof or nourish, or simply keep it looking its best.



### **MERBAU – HARDWOOD**

Merbau is a rich brown hardwood. It is extremely durable, commonly used for decking due to its resistance to termites and decay. It is susceptible to tannin bleed, which appears as a reddish-brown colour as water runs off the timber.



### **JARRAH – HARDWOOD**

Jarrah is heavy and tough with a slight, pleasant scent. It is reasonably easy to work with and can be highly polished. Jarrah accepts most finishes well. Used on decking, flooring, paneling, joinery and furniture.



### **BRUSH BOX – HARDWOOD**

Brush box is a hard, dense, light brown timber, popular for interior flooring in New South Wales and Queensland. It is naturally waxy which may cause adhesion problems with some strong solvent floor finishes, otherwise it readily accepts staining and coating.



### **TEAK – HARDWOOD**

Teak ranges in colour from golden to dark brown. It is rich in oils giving it moderate durability and a characteristic waxy feel. Used for boat decks and outdoor furniture.




### **SPOTTED GUM – HARDWOOD**

A very durable hard, dense light brown timber. Traditionally used for heavy constructional work where shock resistance is desirable so it makes an excellent timber for decking, weatherboards/cladding and flooring. Spotted gum contains natural tannins.



### **VICTORIAN ASH (TASMANIAN OAK) – HARDWOOD**

Victorian Ash is a hard timber that has a uniform light beige to light pink colour and readily accepts stains and coatings. It is commonly used for interior flooring, lining boards and furniture.



### **BLACKBUTT – HARDWOOD**

Blackbutt is a dense hardwood resistant to termites that has attractive colouring from cream to pale brown, sometimes with a slight tinge of pink. It is commonly used for cladding, joinery, decking, flooring and mouldings.




### **TALLOWWOOD – HARDWOOD**

A locally grown timber which is yellow/brown in colour. It is very strong and durable and used for decking, flooring and weather boards. Tallowwood is of a greasy nature.



### **TREATED PINE – SOFTWOOD**

Radiata Pine that has been treated to resist insect attack, fungi and decay must be left to dry completely before it is coated. Popular for fences, pergolas and decking.




### **WESTERN RED CEDAR – SOFTWOOD**

Western Red Cedar is a pale to dark brown North American timber that is easy to work with. It is an extremely durable though very soft timber. Used for cladding, doors and window frames.

For all hardwoods we strongly recommend the use of our Sikkens preparation products.

# GETTING STARTED

## Preparation Products & Equipment



### SIKKENS CETOL BL TANNIN & OIL REMOVER

Specially formulated to prepare new exterior hardwood and decking prior to treatment. This revolutionary formula eliminates the need to wait months for new hardwood to weather, by encouraging oils and tannins to be drawn to the surface.



### SIKKENS CETOL BL DECK & WOOD CLEANER

A fast acting gel that takes just 15 minutes to revitalise and brighten grey and weathered timber. Used as a stand alone system or in conjunction with **Sikkens Cetol BL Tannin & Oil Remover**.



**FOR USE ON** New exterior hardwood and decking. Must be followed by either **Sikkens Cetol BL Deck & Wood Cleaner** or **Sikkens Cetol BL Garden Furniture Cleaner**

**APPLICATION** Watering can

**COVERAGE** Approx. 8m<sup>2</sup>/Litre

**CLEAN UP** Water

**SIZE** 1 & 5 Litres



**FOR USE ON** To brighten and revitalise grey, weathered timbers or after **Sikkens Cetol BL Tannin & Oil Remover** in preparation for application of new coatings

**APPLICATION** Brush

**COVERAGE** Approx. 8m<sup>2</sup>/Litre

**CLEAN UP** Water

**SIZE** 1 & 5 Litres



TO VIEW OUR LATEST HOW TO VIDEOS VISIT  
[WWW.SIKKENS.COM.AU](http://WWW.SIKKENS.COM.AU)



# EXTERIOR WOODCARE



## SIKKENS CETOL GUPA

A fast drying filler / stopper for small nail holes and wood cracks. Can be used with colourless or coloured woodstains and under opaque or clear finishes.



**FOR USE ON** All exterior and interior types of timber

**APPLICATION** Filling knife


**DRYING TIME** Up to 2 hours

**CLEAN UP** Acetone

**SIZE** 150 & 750ml



NATURAL (003)



LIGHT OAK (006)



TEAK (085)



MAHOGANY (045)

## EZEE DECK BRUSH

Specifically designed to take the hard work out of deck coating whilst still providing the best possible coating in far quicker time. The soft 175mm pure bristle brush ensures coatings are worked evenly into the grain of the timber.



**FOR USE ON** Decks, cladding and weatherboards

**APPLICATION** Specially designed for the application of Sikkens coatings

**SIZE** 175mm soft pure bristle brush with detachable extra long handle



# HOW TO PREPARE . . .

## An existing coated deck

### For revitalising your deck.



#### STEP 1

Clean entire deck with a hose or pressure washer to remove all contaminants, dirt and grime.

#### STEP 2

Scrub with a stiff bristled brush using a mixture of mild detergent and water. Rinse using a hose or pressure washer until soap suds are removed.



#### STEP 3

Allow to dry thoroughly. For best results lightly sand with 100–120 grit sand paper. Dust down ensuring a clean surface prior to applying desired Sikkens deck coating.



OR

### For weathered or grey (oxidized) decks.



#### STEP 1

Completely wet deck with hose.

#### STEP 2

Apply **Sikkens Cetol BL Deck & Wood Cleaner** as per instructions on the pack.




#### STEP 3

Rinse using a hose or pressure washer and allow to dry thoroughly. For best results sand thoroughly with sand paper. Dust down ensuring a clean surface prior to applying desired Sikkens deck coating. For hardwood use 60–80 grit sand paper. For softwood use 100–120 grit sand paper.



OR

### For peeling, flaking or blistered decks.



#### STEP 1

For best results sand deck back to bare timber. Dust down ensuring a clean surface.

#### STEP 2

Apply **Sikkens Cetol BL Deck & Wood Cleaner** as per instructions on the pack



#### STEP 3

Rinse using a hose or pressure washer and allow to dry thoroughly prior to applying desired Sikkens deck coating. For hardwood use 60–80 grit sand paper. For softwood use 100–120 grit sand paper.





# EXTERIOR WOODCARE

## A new hardwood deck

### STEP 1

Prior to coating a new hardwood deck, you must ensure that the natural tannins within the timber fibres have leached from the hardwood decking boards. This will happen naturally with time (min. 6 months) however it can be achieved artificially in 30 minutes using the following Sikkens system.



### STEP 2

Sand thoroughly with a 60–80 grit sand paper to allow penetration of the Tannin and Oil Remover. Clean with a hose or pressure washer.



### STEP 3

Using **Sikkens Cetol BL Tannin & Oil Remover**, apply liberally to decking boards.



### STEP 4

Using a stiff bristled brush, scrub the solution into the timber fibres of decking boards. Allow to sit on the surface of the timber for 15 mins. Do not let the solution dry out, apply light mist of water if necessary.



### STEP 5

Wash **Sikkens Cetol BL Tannin & Oil Remover** from decking boards using a hose or pressure washer.



### STEP 6

Using **Sikkens Cetol BL Deck & Wood Cleaner**, apply to wet decking boards with a mop or soft brush. Allow to sit on decking boards for 15 minutes.



### STEP 7

After the **Sikkens Cetol BL Deck & Wood Cleaner** has been on the decking boards for 15 minutes, remove using a hose or pressure washer.



### STEP 8

Once completely cleaned, the timber decking boards will look lightened and clean, free from tannin stains, dirt and grime.



### STEP 9

Allow to dry thoroughly. For best results lightly sand with 80 grit sand paper. Dust down ensuring a clean surface prior to applying desired Sikkens deck coating.













# Outdoor Furniture & Decking



## SIKKENS CETOL BL GARDEN FURNITURE CLEANER

A fast acting gel that takes just 15 minutes to revitalise and brighten grey and weathered timber garden furniture.



## HOW TO PREPARE OUTDOOR FURNITURE

### STEP 1

For new hardwood furniture use **Sikkens Cetol BL Tannin & Oil Remover** to fast track the drawing out of tannins and oil from the timber. In case of old and weathered wood remove excessive dirt with a stiff bristled brush.



### STEP 2

Apply **Sikkens Cetol BL Garden Furniture Cleaner** liberally and work into the surface using a stiff bristled brush. Leave for 15 minutes then wash thoroughly.



### STEP 3

Allow to dry thoroughly. For best results sand with sand paper. Dust down ensuring a clean surface prior to applying desired Sikkens coating. For hardwood use 60–80 grit sand paper. For softwood use 100–120 grit sand paper.

## SADOLIN HARDWOOD OIL

### MATT FINISH

A premium penetrating oil specially formulated for all outdoor timber furniture. Provides the best protection for all timber where a natural appearance is required.

**FOR USE ON** 3 coats on: All exterior timber furniture

**APPLICATION** Cloth or brush

**DRYING TIME** 12–24 hours

**COVERAGE** Approx. 15–18m<sup>2</sup>/Litre

**CLEAN UP** Mineral Turps

**SIZE** 750ml and 2.5 Litres



## SIKKENS CETOL HLSe

### SATIN FINISH

A traditional oil based stand alone 3 coat system ideal for the decoration and protection of timber decking, outdoor furniture and roof shingles.

**FOR USE ON** 3 coats on: Decks, handrails, outdoor furniture. A primer for all other timber applications


**APPLICATION** Brush

**DRYING TIME** Tack free after 4 hours. Recoat after 24 hours


**COVERAGE** Smooth approx. 14–18m<sup>2</sup>/Litre  
Rough approx. 4–8m<sup>2</sup>/Litre

**CLEAN UP** Mineral Turps

**SIZE** 100ml sample pots, 500ml, 1, 5, 10 and 20 Litres




CLEAR (CLR)



NATURAL TEAK (NTK)




PINE (077)




LIGHT OAK (006)




DARK OAK (009)




TEAK (085)




WALNUT (010)



EBONY (020)



MAHOGANY (045)



ROSEWOOD (048)



SILVER GREY (813)




# EXTERIOR WOODCARE



## What are the advantages of using a water based product?



Water based coatings are an attractive choice with fast drying times and environmental advantages. Fast drying times allow for quick recoats and easy clean up, while environmental benefits include low odour, non toxic and low VOC. Unlike traditional oil based coatings, water based coatings are non-yellowing, which means the grain of the timber shows through providing a more natural looking result.



## SIKKENS CETOL BLX-PRO



### SATIN FINISH

An environmentally friendly water based exterior/interior timber finish ideal for decks and outdoor furniture providing good durability and flexibility. Its highly transparent finish accentuates the natural character and colour of the wood.

**FOR USE ON** 3 coats on: All exterior/interior timber including decks, windows, doors, cladding, fences, gates, handrails and outdoor furniture

**APPLICATION** Brush

**DRYING TIME** Tack free after 1 hour  
Recoat after 2 hours


**COVERAGE** Smooth approx. 14–18m<sup>2</sup>/Litre  
Rough approx. 4–8m<sup>2</sup>/Litre

**CLEAN UP** Water


**SIZE** 100ml sample pots,  
1, 2.5, 5, 10 and 20 Litres




PINE (077)



LIGHT OAK (006)



DARK OAK (009)



TEAK (085)



WALNUT (010)

## ✓ TOP TIPS

- For best results, coatings should be applied liberally by brush. We do not recommend use of applicator pads or paint rollers as these tend to spread the product too thin reducing penetration and adhesion
- Always ensure previous coat is thoroughly dry and tack-free before applying the next coat



# Decking



## SIKKENS CETOL HLSe

### SATIN FINISH

A traditional oil based stand alone 3 coat system ideal for the decoration and protection of timber decking, outdoor furniture and roof shingles.

**FOR USE ON** 3 coats on: Decks, handrails, outdoor furniture.  
A primer for all other timber applications

**APPLICATION** Brush

**DRYING TIME** Tack free after 4 hours. Recoat after 24 hours


**COVERAGE** Smooth approx. 14–18m<sup>2</sup>/Litre  
Rough approx. 4–8m<sup>2</sup>/Litre

**CLEAN UP** Mineral Turps


**SIZE** 100ml sample pots,  
500ml, 1, 5, 10 and 20 Litres




PINE (077)




LIGHT OAK (006)




DARK OAK (009)




TEAK (085)




WALNUT (010)



EBONY (020)



MAHOGANY (045)



ROSEWOOD (048)



SILVER GREY (813)

NB: Not all colours are available in all sizes.



# EXTERIOR WOODCARE



## SIKKENS CETOL DECK

### SATIN FINISH

A highly water repellent, weather resistant, high build transparent coating for exterior timber decks and handrails. Used as two finishing coats over **Sikkens Cetol HLSe** providing UV resistance and durability.

**FOR USE ON** Decks and handrails. Use as the final 2 coats over **Sikkens Cetol HLSe**

**APPLICATION** Brush

**DRYING TIME** Tack free after 4 hours. Recoat after 24 hours

**COVERAGE** Approx. 8–10m<sup>2</sup>/Litre

**CLEAN UP** Mineral Turps

**SIZE** 100ml sample pots,  
500ml, 1, 5 and 20 Litres



NATURAL (078)

## SIKKENS CETOL DECK SLIP RESISTANT

### SATIN FINISH

A highly water repellent, slip resistant, textured transparent coating for exterior timber decks, ramps, stairs and walkways. Used as two finishing coats over **Sikkens Cetol HLSe** it enhances the natural beauty of wood while providing excellent protection and slip-resistance\*.

**FOR USE ON** Decks, outdoor walkways, pool surrounds and stair treads. Use as the final 2 coats over **Sikkens Cetol HLSe**


**APPLICATION** Brush

**DRYING TIME** Tack free after 4 hours. Recoat after 24 hours

**COVERAGE** Approx. 8–10m<sup>2</sup>/Litre

**CLEAN UP** Mineral Turps

**SIZE** 100ml sample pots,  
500ml, 1, 5 and 20 Litres



NATURAL (078)

\* Note: Due to its textured finish over time dirt may be trapped on the surface and alter the appearance.



## ✓ TOP TIPS

- Ensure timber is fully seasoned and dry. Do not apply coating onto resinous or oily timber. Coating must be deferred until the entire leaching, bleeding and drying process has ceased
- See our range of preparation products on page 6 designed to accelerate this process



# Windows, doors, cladding & fences



## SIKKENS CETOL HLSe

### SATIN FINISH

A traditional oil based primer ideal for all timber joinery. Recommended to be used as a base coat under **Sikkens Cetol Supernatural**, **Sikkens Cetol Filter 7 plus** and **Sikkens Cetol TGL Gloss plus**.

**FOR USE ON** A primer on: windows, doors, cladding, posts, fences and screens

**APPLICATION** Brush

**DRYING TIME** Tack free after 4 hours. Recoat after 24 hours


**COVERAGE** Smooth approx 14–18m<sup>2</sup>/Litre  
Rough approx 4–8m<sup>2</sup>/Litre

**CLEAN UP** Mineral Turps


**SIZE** 100ml sample pots,  
500ml, 1, 5, 10 and 20 Litres




PINE (077)




LIGHT OAK (006)




DARK OAK (009)




TEAK (085)




WALNUT (010)



EBONY (020)



MAHOGANY (045)



ROSEWOOD (048)



SILVER GREY (813)

## SIKKENS CETOL FILTER 7 PLUS

### SATIN FINISH

A medium build transparent satin top coat with added UV filters. Designed as the final two finishing coats over **Sikkens Cetol HLSe**. It remains flexible as timber moves and provides extra protection for timber exposed to maximum weathering.

**FOR USE ON** Exterior timber cladding, windows, doors, gates, fences and rails. Use as the final 2 coats over **Sikkens Cetol HLSe**

**APPLICATION** Brush

**DRYING TIME** Tack free after 4 hours. Recoat after 24 hours


**COVERAGE** Smooth approx 10–16m<sup>2</sup>/Litre  
Rough approx 6–8m<sup>2</sup>/Litre

**CLEAN UP** Mineral Turps


**SIZE** 100ml sample pots,  
500ml, 1, 5 and 20 Litres




PINE (077)




LIGHT OAK (006)




DARK OAK (009)




TEAK (085)




WALNUT (010)



EBONY (020)



MAHOGANY (045)



ROSEWOOD (048)



# EXTERIOR WOODCARE



## SIKKENS CETOL BLX-PRO



### SATIN FINISH

An environmentally friendly water based exterior timber finish ideal for decks and outdoor furniture providing good durability and flexibility. Its highly transparent finish accentuates the natural character and colour of the wood.

**FOR USE ON** 3 coats on: All exterior timber including decks, windows, doors, cladding, fences, gates, handrails and outdoor furniture

**APPLICATION** Brush

**DRYING TIME** Tack free after 1 hour  
Recoat after 2 hours


**COVERAGE** Smooth approx. 14–18m<sup>2</sup>/Litre  
Rough approx. 4–8m<sup>2</sup>/Litre

**CLEAN UP** Water


**SIZE** 100ml sample pots,  
1, 2.5, 5, 10 and 20 Litres



PINE (077)



LIGHT OAK (006)



DARK OAK (009)



TEAK (085)




WALNUT (010)

### ✓ TOP TIPS

- For best results always paint in the direction of the wood grain
- To view our detailed How To videos visit [www.sikkens.com.au](http://www.sikkens.com.au)



# Windows, doors, cladding & fences



## SIKKENS CETOL SUPERNATURAL



### SATIN FINISH

An environmentally friendly quick drying water based top coat for doors and windows. It remains flexible as timber moves and provides extra protection for timber exposed to maximum weathering. Not suitable for any walk-on surfaces or seating.

**FOR USE ON** Exterior timber cladding, windows, doors, gates, fences and rails. Use as the final 2 coats over **Sikkens Cetol HLSe**

**APPLICATION** Brush

**DRYING TIME** Tack free after 4 hours. Recoat after 24 hours

**COVERAGE** Smooth approx 12m<sup>2</sup>/Litre  
Rough approx 6–8m<sup>2</sup>/Litre

**CLEAN UP** Water

**SIZE** 1, 5 and 20 Litres



PINE (077)

## SIKKENS CETOL TGL GLOSS PLUS

### GLOSS FINISH

A durable oil based coloured finish for doors, windows and frames. Provides good durability, flexibility and transparency with minimal dirt retention. Not suitable for any walk on surfaces or seating. For best results use over **Sikkens Cetol HLSe**.

**FOR USE ON** Exterior doors, windows and frames. Use as the final 2 coats over **Sikkens Cetol HLSe**

**APPLICATION** Brush

**DRYING TIME** Tack free after 4 hours. Recoat after 24 hours


**COVERAGE** 12m<sup>2</sup>/Litre

**CLEAN UP** Mineral Turps


**SIZE** 1 Litre  
5 Litres – 000 Colourless only




PINE (077)




LIGHT OAK (006)




DARK OAK (009)




TEAK (085)




WALNUT (010)



MAHOGANY (045)



ROSEWOOD (048)



COLOURLESS (000)\*

## ✓ TOP TIPS

- Damp/humid conditions following application may result in milkiness temporarily reappearing until fully cured.

NB: Not all colours are available in all sizes.

\*Colourless not recommended by itself in high UV environments



# INTERIOR WOODCARE



## SIKKENS CETOL TSI SATIN PLUS

### SATIN FINISH

A transparent finish for all interior wood surfaces. Non toxic, easy to clean with good resistance to water and alcohol spills. Suitable for all internal woodwork as a water and dirt resistant finish for doors, skirting and architraves, furniture and shelving. It also copes with moisture and heat as well as in wet areas like bathrooms, kitchens and saunas.

**FOR USE ON** Timber doors, bench tops, skirting boards, furniture and shelving


**APPLICATION** Brush

**DRYING TIME** Dust dry 2 hours  
Recoat after 24 hours

**COVERAGE** Approx. 12m<sup>2</sup>/Litre

**CLEAN UP** Mineral Turps

**SIZE** 1 & 2.5 Litres



COLOURLESS (003)

## SIKKENS CETOL TFF

### SATIN FINISH

A colourless non yellowing varnish ideal for wooden and parquetry floors providing an outstanding impact and abrasion resistant finish. Its highly transparent finish accentuates the natural character and colour of the wood.



**FOR USE ON** Timber flooring, parquetry, stairs, bench tops, skirting boards, furniture and shelving


**APPLICATION** Brush or mohair roller

**DRYING TIME** Dust dry after 1 hour  
Recoat after 4 hours

**COVERAGE** Approx. 13–15m<sup>2</sup>/Litre

**CLEAN UP** Water

**SIZE** 2.5 Litres



COLOURLESS



## ✓ TOP TIPS

- Apply coatings when temperatures are between 10°C and 30°C
- The colder or more humid it is, the longer a coating will take to dry



PRODUCT AND DESCRIPTION		WHERE TO USE
<b>PREPARATION</b>		
	<p><b>SIKKENS CETOL BL TANNIN &amp; OIL REMOVER</b></p> <p>A solution for new hardwood that draws tannins and oils to the surface prior to cleaning. Fast tracks the drawing out of tannins and oils from timber. Must be followed by <b>Sikkens Cetol BL Deck &amp; Wood Cleaner</b> or <b>Sikkens Cetol BL Garden Furniture Cleaner</b>.</p>	Exterior decks, timber cladding, window and door frames, posts and rails, fences, gates, garage and entry doors, bi-folds, fascia boards, plywood panelling and gables
	<p><b>SIKKENS CETOL BL DECK &amp; WOOD CLEANER</b></p> <p>A fast acting gel that takes just 15 minutes to revitalise and brighten grey and weathered timber.</p>	All exterior and interior types of timber
	<p><b>SIKKENS CETOL BL GARDEN FURNITURE CLEANER</b></p> <p>The special non drip formula is an easy to apply gel, that takes just 15 minutes to revitalise and brighten grey and weathered timber garden furniture.</p>	All exterior timber garden furniture
	<p><b>SIKKENS GUPA</b></p> <p>A fast drying wood filler/stopper for small nail holes and timber cracks.</p>	All exterior and interior types of timber
<b>EXTERIOR WOODCARE DECKING &amp; OUTDOOR FURNITURE</b>		
	<p><b>SIKKENS CETOL BLX-PRO SATIN FINISH</b></p> <p>An environmentally friendly water based exterior timber finish ideal for decks and outdoor furniture providing good durability and flexibility. Its highly transparent finish accentuates the natural character and colour of the wood.</p>	All interior and exterior timber including decks, windows, doors, cladding, fences, gates, handrails and outdoor furniture
	<p><b>SIKKENS CETOL HLSe SATIN FINISH</b></p> <p>A traditional oil based, water repellent coating ideal as a 3 coat system for the decoration and protection of timber decking and outdoor furniture.</p>	3 coats: decks and outdoor furniture Primer: all other timber applications
	<p><b>SIKKENS CETOL DECK SATIN FINISH</b></p> <p>A premium hard wearing and weather resistant oil based natural finish for exterior timber decks and handrails. It enhances the natural beauty of wood while providing excellent protection and durability. Must be used over a priming coat of <b>Sikkens Cetol HLSe</b>.</p>	Exterior timber decks and handrails



COLOURS	APPLICATION	RECOAT TIME	APPROX COVERAGE	NUMBER OF COATS	CLEAN UP	SIZES
—	Watering can	15 mins	8m <sup>2</sup> /Litre	1	Water	1 & 5 Litres
—	Brush	15 mins	8m <sup>2</sup> /Litre	1	Water	1 & 5 Litres
—	Brush	15 mins	8m <sup>2</sup> /Litre	1	Water	1 Litre
Natural (003) Light Oak (006) Mahogany (045) Teak (085)	Filling Knife	Up to 2 hours	—	As required	Acetone	150 & 750ml
Light Oak (006) Dark Oak (009) Walnut (010) Pine (077) Teak (085)	Brush	Tack free after 1 hour Recoat after 2 hours	Smooth 14–18m <sup>2</sup> /Litre Rough 4–8m <sup>2</sup> /Litre	3	Water	100ml sample pots, 1, 2.5, 5, 10 & 20 Litres
Light Oak (006) Dark Oak (009) Walnut (010) Ebony (020) Mahogany (045) Rosewood (048) Pine (077) Teak (085) Silver Grey (813)	Brush	Tack free after 4 hours Recoat after 24 hours	Smooth 14–18m <sup>2</sup> /Litre Rough 4–8m <sup>2</sup> /Litre	3 coats on decks and outdoor furniture OR 1 coat primer for all other timber applications	Mineral Turps	100ml sample pots, 500ml, 1, 5, 10 & 20 Litres
Natural (078)	Brush	Tack free after 4 hours Recoat after 24 hours	8 – 10m <sup>2</sup> /Litre	2 over 1 coat of <b>Sikkens Cetol HLSe</b>	Mineral Turps	100ml sample pots, 500ml, 1, 5 & 20 Litres



**PRODUCT AND DESCRIPTION**

**WHERE TO USE**

**EXTERIOR WOODCARE DECKING & OUTDOOR FURNITURE**



**SIKKENS CETOL DECK SLIP RESISTANT SATIN FINISH**

A premium hard wearing and weather resistant oil based natural finish with slip resistance for exterior timber decks, stairways and walkways. It enhances the natural beauty of wood while providing excellent protection and slip resistance. Must be used over a priming coat of **Sikkens Cetol HLSe**.

Exterior timber decks, walkways, pool surrounds and stair treads



**SADOLIN HARDWOOD OIL MATT FINISH**

A premium natural penetrating oil designed for nourishing and protecting outdoor timber furniture. Provides the best protection for all timber where a natural appearance is required.

All exterior timber furniture

**EXTERIOR WOODCARE WINDOWS, DOORS, CLADDING & FENCES**



**SIKKENS CETOL FILTER 7 PLUS SATIN FINISH**

A superior UV resistant oil based coloured finish for windows, doors, fascias and cladding. It remains flexible as timber moves and provides extra protection for timber exposed to maximum weathering. Not suitable for any walk on surfaces or seating. Must be used over a priming coat of **Sikkens Cetol HLSe**.

Exterior timber cladding, window and door frames, posts and rails, fences, gates, garage and entry doors, bi-folds, fascia boards, plywood panelling and gables



**SIKKENS CETOL SUPERNATURAL SATIN FINISH**

An environmentally friendly quick drying water based top coat for doors and windows with a satin finish. It remains flexible as timber moves and provides extra protection for timber exposed to maximum weathering. Not suitable for any walk on surfaces or seating. Must be used over a priming coat of **Sikkens Cetol HLSe**.

Exterior timber cladding, window and door frames, posts and rails, fences, gates, garage and entry doors, bi-folds, fascia boards, plywood panelling and gables



**SIKKENS CETOL TGL GLOSS PLUS GLOSS FINISH**

A durable oil based coloured finish for doors, windows and frames. Provides good durability, flexibility and transparency with minimal dirt retention. Not suitable for any walk on surfaces or seating. Must be used over a priming coat of **Sikkens Cetol HLSe**.

Exterior doors, windows and frames

**INTERIOR WOODCARE**



**SIKKENS CETOL TFF SATIN FINISH**

A colourless non yellowing coating ideal for timber and parquetry floors providing an outstanding impact and abrasion resistant finish. It is environmentally friendly, low odour and water based.

Interior timber flooring, parquetry, stairs, bench tops, skirting boards, and wherever a hard finish is required



**SIKKENS CETOL TSI SATIN PLUS SATIN FINISH**

Extremely durable oil based and non toxic transparent finish with good resistance to water. It is suitable for all internal timber as a water and dirt resistant finish for doors, skirting, furniture and shelving. It also copes well with moisture and heat in wet areas like bathrooms, kitchens and saunas.

Timber flooring, parquetry, stairs, bench tops, skirting boards, furniture and shelving



COLOURS	APPLICATION	RECOAT TIME	APPROX COVERAGE	NUMBER OF COATS	CLEAN UP	SIZES
Natural (078)	Brush	Tack free after 4 hours Recoat after 24 hours	8–10m <sup>2</sup> /Litre	2 over 1 coat of <b>Sikkens Cetol HLSe</b>	Mineral Turps	100ml, 500ml, 1, 5 & 20 Litres
Clear (CLR) Natural Teak (NTK)	Cloth or brush	Tack free after 4 hours Recoat after 24 hours	15–18m <sup>2</sup> /Litre	3	Mineral Turps	750ml & 2.5 Litres
Light Oak (006) Dark Oak (009) Walnut (010) Ebony (020) Mahogany (045) Rosewood (048) Pine (077) Teak (085)	Brush	Tack free after 4 hours Recoat after 24 hours	Smooth 10–16m <sup>2</sup> /Litre Rough 6–8m <sup>2</sup> /Litre	2 over 1 coat of <b>Sikkens Cetol HLSe</b>	Mineral Turps	1, 5 & 20 Litres
Pine (077)	Brush	Tack free after 4 hours Recoat after 24 hours	Smooth 12m <sup>2</sup> /Litre Rough 6–8m <sup>2</sup> /Litre	2 over 1 coat of <b>Sikkens Cetol HLSe</b>	Water	1, 5 & 20 Litres
Colourless (000)* Light Oak (006) Dark Oak (009) Walnut (010) Mahogany (045) Rosewood (048) Pine (077) Teak (085)	Brush	Tack free after 4 hours Recoat after 24 hours	12m <sup>2</sup> /Litre	2 over 1 coat of <b>Sikkens Cetol HLSe</b>	Mineral Turps	1 & 5* Litres *Available in Colourless only
Colourless	Brush or mohair roller	Tack free after 1 hour Recoat after 4 hours	13–15m <sup>2</sup> /Litre	3 coats for a colourless finish OR 2 over 1 coat of <b>Sikkens Cetol HLSe</b>	Water	2.5 Litres
Colourless (003)	Brush	Dust dry after 2 hours Recoat after 24 hours	12m <sup>2</sup> /Litre	3 coats for a colourless finish OR 2 over 1 coat of <b>Sikkens Cetol HLSe</b>	Mineral Turps	1 & 2.5 Litres

NB: Not all colours are available in all sizes.

\* Not recommended for extreme UV conditions.



# sikkens

## SIKKENS SNAPSHOT PROJECT GUIDE

SIKKENS COATINGS	DECKING	OUTDOOR FURNITURE	FENCES & SCREENS	DOORS & WINDOWS	CLADDING	INTERIOR
Sikkens Cetol BLX Pro	•	•	•	•	•	•
Sikkens Cetol HLSe	•	•	•	•	•	•
Sikkens Cetol Deck	•					
Sikkens Cetol Deck Slip Resistant	•					
Sadolin Hardwood Oil		•				
Sikkens Cetol Filter 7 plus			•	•	•	
Sikkens Cetol Supernatural			•	•	•	
Sikkens Cetol TGL Gloss				•		
Sikkens Cetol TSI Satin Plus				•	•	•
Sikkens Cetol TFF				•	•	•
Sikkens Cetol BL Tannin & Oil Remover	•	•	•	•	•	
Sikkens Cetol BL Deck & Wood Cleaner	•		•	•	•	
Sikkens Cetol BL Garden Furniture Cleaner		•				
Sikkens Cetol Gupa	•	•	•	•	•	•
Ezee Deck Brush	•					
Page Number	13–15	12–13	16–18	16–18	16–18	19

SCAN HERE TO  
VIEW THE LATEST  
INFORMATION AND TIPS



For full application and technical information contact

Tel: 1300 SIKKENS (745 536)

[www.sikkens.com.au](http://www.sikkens.com.au)

Find us on



[facebook.com/sikkensaustralia](https://facebook.com/sikkensaustralia)



[instagram.com/sikkensaustralia](https://instagram.com/sikkensaustralia)



[youtube.com/user/sikkensaus](https://youtube.com/user/sikkensaus)



Colours shown in this guide are as close as possible to actual colours. Please note due to limitations of printing process, photographic and printed images may not represent the true colour. Prior to job application we suggest brushing out a test area to establish suitability.