



2018 RANGE & ACCESSORIES BROCHURE

Take This Brochure to the Special Orders Desk or order online at bunnings.com.au



Styliste' 6 (Item no: 3171534) with optional wood box (Item no: 3171687)



As nature's original heat source and the world's first oven, fire still has the power to stir our most primal instincts, bringing people together to relax, engage and share our most intimate moments.

At Scandia, we know how to tame fire and we are experts in designing wood fires and stoves that thrive in Australian conditions. Our world class designs and commitment to quality are inspired by Scandinavian cultural values and the craftsmanship for which they are renowned. These same values resonate throughout our organisation, instilling a passion for designing great quality, affordable wood fires.

In the harsh winters of Scandinavia, fire is essential for survival and this is also true for many Australians who rely on fire as the primary source of heating. In Australia fire is also about socialising, about bringing the outdoors in and allowing us to get back to nature. It keeps the gathering going outside as night falls when the chill in the air would send us back indoors.

At Scandia, we believe in the power of fire to bring people together. We believe in the power of Scandia to bring quality design and Australians together.



PRECISION ENGINEERING

Scandia utilises CNC laser technology and robotics to manufacture products of impeccable quality, engineered to precise specification.





TRADITIONAL RANGE

With origins forged in Australian history, the classical styling and design of our traditional range represents the pinnacle in affordable, high quality wood heating.

- Minimum 10 year firebox warranty
- Crafted Japanese fireproof glass
- Firebrick lined fireboxes
- "Clearview" glass air wash system
- High temperature stove paint

HEAT & COOK

Whether it's wood fired pizza on the deck or the primary source of heating, cooking or hot water, this wood fired oven is as diverse as it is functional. Featuring cast iron doors and an extra large cooktop, the Heat & Cook is the perfect addition to any indoor or outdoor living space.

-  Heat up to 200m²
-  Large baker's oven
-  Optional hot water jacket
-  650w x 610d x 860h



Item no: 3170754

Heat & Cook is exempt from testing under AS/NZS 4012 and 4013



Item no: 3171288

WARMBRITE 140

Perfect for the cottage home, holiday house or man cave, the Warmbrite 140 is an affordable, radiant wood fire. The radiant construction method also means that the top panel of the firebox operates as a highly effective cooktop for soups, stews and pot roasts.

- Heat up to 140m²
- 5mm heavy duty firebox
- 500w x 470d x 735h

63%	1.5g/kg	15.6kW
Efficiency	Emissions	kW Rating



Item no: 3171489

WARMBRITE 200

This traditionally styled, medium sized, fan forced convection wood fire is engineered to effectively heat small to medium sized homes. The Warmbrite 200 is also ideal for environments where space is limited.

- Heat up to 200m²
- Maximised overnight burn times
- 3 speed electric fan
- 670w x 530d x 735h

67%	1.1g/kg	7.9kW
Efficiency	Emissions	kW Rating



Item no: 3171485

WARMBRITE 300

This traditionally styled, large format convection wood fire is perfect for use in large, open plan homes and commercial environments where ambience is paramount.

- Heat up to 300m²
- Maximised overnight burn times
- 3 speed electric fan
- 770w x 580d x 805h





62%	1.3g/kg	10.1kW
Efficiency	Emissions	kW Rating



For more information about the Scandia Warmbrite Range, scan the QR code to watch a short video or visit our website www.scandiatoves.com.au.

200 STACKER

This is a modern and practical adaptation of our most popular wood fire, the Warmbrite 200, with the addition of a handy wood storage pedestal designed to keep firewood dry and conveniently located.

-  Heat up to 200m²
-  Large wood storage
-  3 speed electric fan
-  690w x 530d x 860h





67%	1.1g/kg	7.9kW
Efficiency	Emissions	kW Rating



Item no: 3171483

300 STACKER

The Stacker 300 combines a large wood storage pedestal with the body of our classical Warmbrite 300 to create a practical and powerful wood fire combination perfect for large open plan spaces.

-  Heat up to 300m²
-  Large wood storage
-  3 speed electric fan
-  790w x 590d x 905h

62%	1.3g/kg	10.1kW
Efficiency	Emissions	kW Rating



Item no: 3171535



Item no: 3171219

SUPREMACY 200

This premium, mid size, slow combustion wood fire is engineered to deliver a unique combination of elegance, refinement, technology, sustainability and industry leading performance.

-  Heat up to 240m²
-  8mm heavy duty steel firebox
-  Soft touch fan control with infrared remote
-  655w x 565d x 720h

67%	1.1g/kg	10.2kW
Efficiency	Emissions	kW Rating



Item no: 3171224

SUPREMACY 300

The largest model in our premium range, the Supremacy 300 has presence in any room with its sleek lines and bay window design. This powerful, yet elegant unit is capable of heating large, open plan homes and commercial spaces.

-  Heat up to 360m²
-  8mm heavy duty steel firebox
-  Soft touch fan control with infrared remote
-  750w x 665d x 765h

69%	0.9g/kg	13.9kW
Efficiency	Emissions	kW Rating








For more information about the Scandia Supremacy Range, scan the QR code to watch a short video or visit our website www.scandiastoves.com.au.



Warmbrite 200i-S3 (Item no: 3171223) Depicted with optional fascia (Item no: 3171258).

WARMBRITE 200i-S3*

The 200i-S3 combines contemporary styling with heritage inspired design to deliver a mid sized, inbuilt fire perfect for zero clearance, mid mount and masonry fireplace installations.

-  Heat up to 180m²
-  Zero clearance option
-  To suit mid or floor mount install
-  925w x 695h
-  1015w x 720h
-  700w x 455d x 560h




61%	0.4g/kg	9.0kW
Efficiency	Emissions	kW Rating



Item no: 3171221

WARMBRITE 300i-S3*

The Warmbrite 300i-S3 combines sleek and elegant design with powerful and efficient heating capability. This stylish convection wood fire will comfortably heat most large homes.

-  Heat up to 280m²
-  Zero clearance option
-  To suit mid or floor mount install
-  1015w x 735h
-  1115w x 760h
-  800w x 500d x 605h

61%	0.9g/kg	9.5kW
Efficiency	Emissions	kW Rating

WHY CHOOSE AN INBUILT WOOD FIRE?

Everyone loves an open fire, but in reality they are inefficient, plagued by excessive fuel consumption and uncontrollable heat levels that send much of the energy produced straight up the chimney as carbon emissions. Scandia's Series 3 range of inbuilt wood fires are an ideal solution for home owners with existing open fires and who are seeking a cleaner, warmer, more sustainable wood fire. They are also ideal for the new home builder/renovator wanting the warmth, ambience and style of an inbuilt wood fire without the need for a masonry fireplace.



For more information about zero clearance, scan the QR code to watch a short video or visit our website www.scandiastoves.com.au.

*The Warmbrite inbuilt range is supplied with a mid mount fascia. The floor mount fascia option can be ordered separately at any Bunnings Special Orders desk.





CONTEMPORARY RANGE

Influenced by a passion for combining indoor and outdoor living and the unmistakable elegance and style of European design, the team at Scandia has created a visionary range of radiant and open wood fires perfect for the most inspired indoor/outdoor living spaces.

- Minimum 10 year firebox warranty
- Tested and approved to AS/NZS 4012/4013 and 2918 safety standards
- Heavy duty steel construction
- Firebox liners to maximise burn efficiency

HELIX GRAPHITE

A Scandinavian inspired design with elegant contours, subtle grey tones and concentric lines, the Helix Graphite is the perfect centrepiece for any contemporary home. This powerful radiant heater delivers the ambience and warmth you can get only from an Australian designed wood fire.

-  Heat up to 200m²
-  Practical wood storage
-  Extended overnight burn times
-  610w x 445d x 1160h

62%
Efficiency

1.5g/kg
Emissions



7.0kW
kW Rating



Item no: 3171506

EDGE 50

Evolving from French provincial origins, the Edge's clean lines and delicate legs convey style and elegance. Expansive glass panels encase a radiant firebox, and the large top is great for cooking winter soups and stews. The Edge is a stylish wood fire designed to deliver an ethereal ambience to any indoor/outdoor living space.





-  Heat up to 200m²
-  Optional wood storage pedestal
-  Panoramic fire views with glass on three sides
-  620w x 495d x 770h

62%	1.3g/kg	6.4kW
Efficiency	Emissions	kW Rating



Item no: 3171487

EDGE 70

-  Heat up to 320m²
-  Optional wood storage pedestal
-  Panoramic fire views with glass on three sides
-  780w x 605d x 960h

60%	0.5g/kg	11.4kW
Efficiency	Emissions	kW Rating



Edge 70 Stacker. Item no: 3171267
Edge 50 Stacker. Product Code: SPE50ST




Item no: 3171226

OPEN FIREPLACE

AVANTE

Engineered for indoor and outdoor spaces the Avante open fireplace is as adaptable as it is stylish; uninterrupted fire views are beautifully framed by a range of four fascia options, making it the ideal centrepiece for any entertaining area.

Included with every Avante is an adjustable, stainless steel cooking plate which converts this opulent fireplace into a wood fired BBQ in a matter of seconds.

-  Indoor/outdoor open fire
-  Zero clearance option
-  5.5mm stainless steel cooking plate
-  Removable safety screen included
-  1295w x 580d x 645h



Optional corten fascia (Item no: 3171265)



Optional stainless steel fascia (Item no: 3171266)



Included stainless steel cooking plate



Avante (Item no: 3171225) depicted with supplied black fascia, corten and stainless steel fascias are optional.

PELLET FIRE

VERDANT LE

Verdant LE utilises environmentally sustainable, carbon neutral bio mass pellet fuel to provide the warmth and ambience of a traditional wood fire; burning up to 30 hours without the need to cut, split and store firewood.



Renewable fuel source



Overall average efficiency 79%



Thermostatic control (7 Day Programming)



Very low emissions 0.8g/kg



515w x 445d x 960h

79%
Efficiency

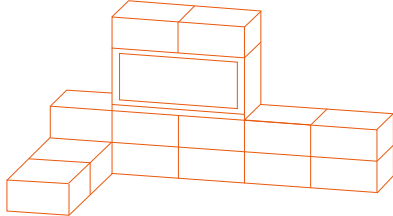
0.8g/kg
Emissions

6.9kW
kW Rating



Item no: 3171530. Depicted with through wall pellet heater flue kit.

STYLISTE' & STRUKTUR ELEMENTS DESIGNED BY YOU



STYLISTE' RANGE

The epitome of style and elegance Styliste by Scandia takes the essence of traditional radiant wood fire design and elevates it to entirely new level. The beautifully crafted Styliste 6 and Styliste 10 boast clean lines, expansive fire views and unparalleled performance for emissions and efficiency.

STYLISTE' 6

The beautifully crafted Styliste' 6's inspired lineal stance embodies the essence of minimalist design placing all emphasis on the enchanting flame pattern as it heats homes up to 22 squares whilst achieving unparalleled performance on emissions and efficiency.

-  Heats up to 200m²
-  5 Freestanding designs
-  2 Inbuilt designs
-  Create your own personal design

63% Efficiency 1.4g/kg Emissions 7.7kW kW Rating



Styliste' 6. Item no: 3171534. Optional Struktur Modular Box 5, Box 6 and Plinth 10. (3171699, 3171700, 3171682)



Default - Leg Set: 3171686



Woodbox 6. Item no: 3171687



Pedestal 6. Item no: 3171684

DIMENSIONS

Styliste' 6 Firebox

 640w x 525d x 500h

Styliste' 6 Inbuilt

 725w x 535h

 725w x 580h



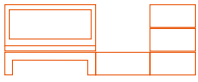
Styliste' 6 floor mount fascia. Item no: 3171694



Styliste' 6 mid mount fascia. Item no: 3171695



Plinth 10. Item no: 3171682



STRUKTUR

For the ultimate in wood fire design solutions combine your Styliste' wood fire with our Struktur elements to create a truly personal statement customised by you and tailored to your own individual space.



Styliste' 10. Item no: 3171533. Optional Struktur Modular Box 5, Box 6 (3171699, 3171700)

STYLISTE' 10

The beautifully crafted Styliste' 10 engages you with its clean lines, expansive firebox and a captivating flame pattern that mesmerises with its radiant ambience. Styliste' 10 provides almost limitless configuration and installation solutions using elements from the Struktur range. The Styliste' 10 effectively and efficiently heats homes up to 33 squares.

-  Heat up to 300m²
-  5 Freestanding designs
-  2 Inbuilt designs
-  Create your own personal design

60%	1.1g/kg	11.5kW
Efficiency	Emissions	kW Rating



Default - Leg Set: 3171686



Woodbox 10. Item no: 3171689



Pedestal 10. Item no: 3171685



Styliste' 10 floor mount fascia. Item no: 3171697



Styliste' 10 mid mount fascia. Item no: 3171698



Plinth 16. Item no: 3171683

DIMENSIONS

Styliste' 10 Firebox

 1060w x 525d x 500h

Styliste' 10 Inbuilt

 1145w x 535h

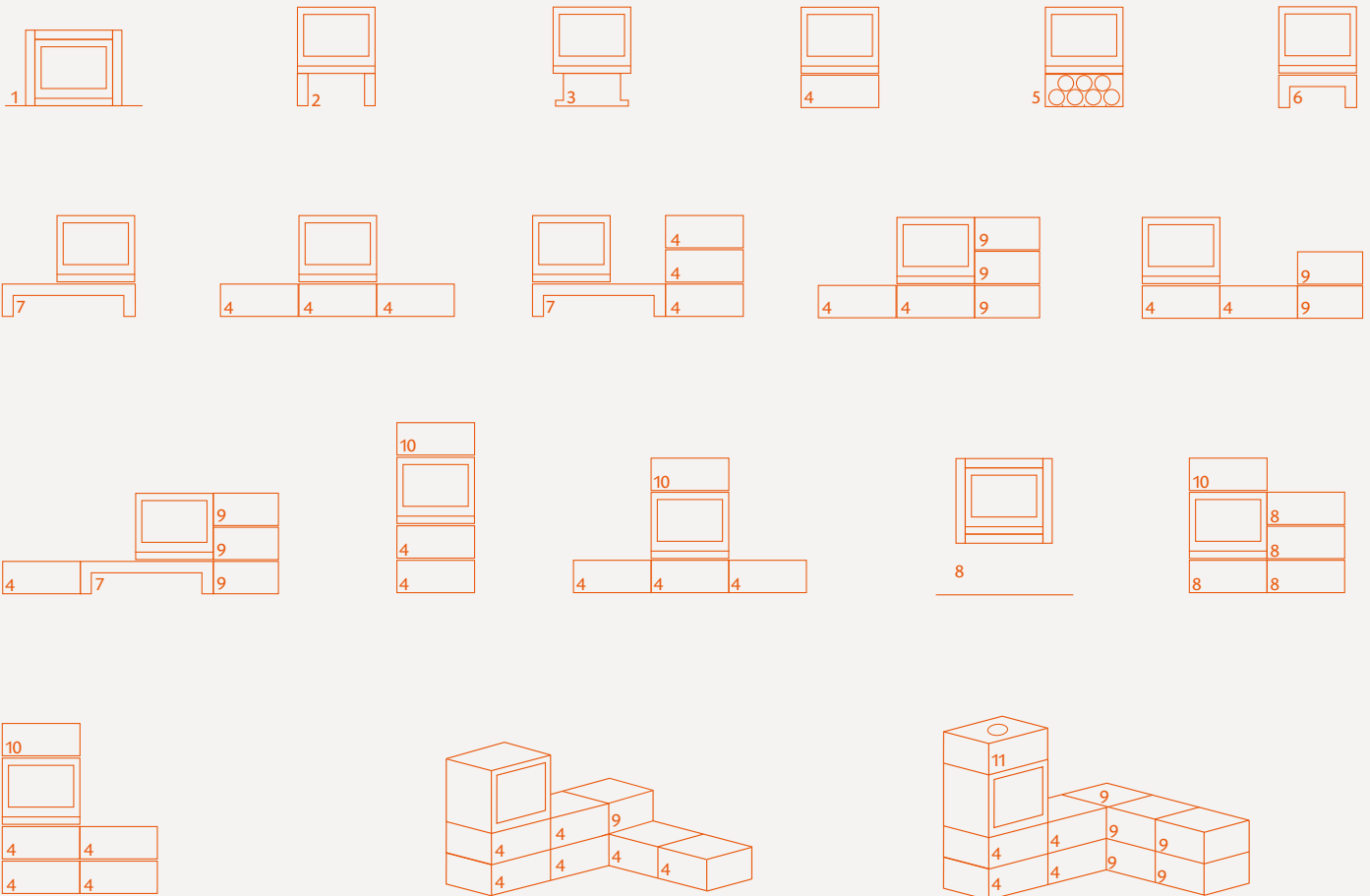
 1145w x 585h

STYLISTE' & STRUKTUR ELEMENTS DESIGNED BY YOU

STRUKTUR

Combine the modular elements of Struktur with select products in the Styliste' or Edge range of wood fires to create an inspired wood fire experience, designed exclusively by you to suit your home.

STYLISTE' 6



SPECIAL ORDER

	DESCRIPTION	ITEM NO.	QTY
1	Styliste' 6 floor mount fascia	3171694	
2	Styliste' freestanding legs (default)	3171686	
3	Styliste' 6 freestanding pedestal	3171684	
4	Struktur module box 6	3171700	
5	Styliste' 6 freestanding woodbox	3171687	
6	Styliste' freestanding plinth 6	3171681	
7	Styliste' freestanding plinth 10	3171682	
8	Styliste' 6 mid mount fascia	3171695	
9	Struktur module box 5 kit	3171699	

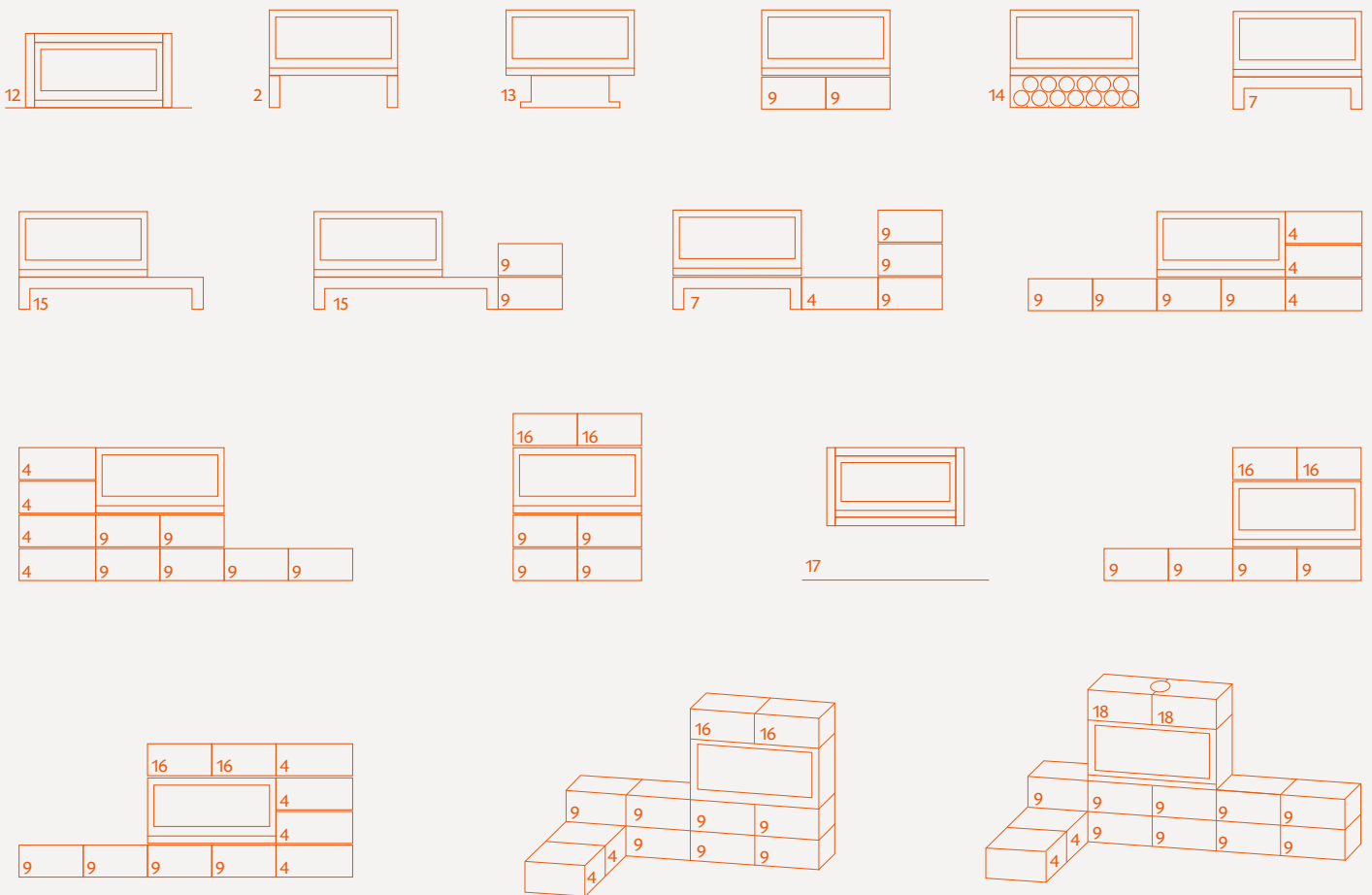
LIMITLESS SCALE, LIMITLESS DESIGN..

Offering 7 individual installations options for each model, Styliste' has a personality to suit every home. Each model provides the choice of five freestanding or two inbuilt configurations.

Simply select the Styliste' design that best reflects your own personal taste.

For the ultimate in wood fire design solutions combine your Styliste' wood fire with our Struktur elements to create a truly personal statement, customised by you and tailored to your own individual space.

STYLISTE' 10



	DESCRIPTION	ITEM NO.	QTY
10	Struktur 6 rear flue box	3171702	
11	Struktur 6 flue box	3171690	
12	Styliste' 10 floor mount fascia	3171697	
13	Styliste' 10 freestanding pedestal	3171685	
14	Styliste' 10 freestanding woodbox	3171689	
15	Styliste' freestanding plinth 16	3171683	
16	Struktur 10 flue box kit	3171691	
17	Struktur 10 rear flue box kit	3171703	
18	Styliste' 10 mid mount fascia	3171698	


GAS LOG FIRES


AVEDUR


Avedur's lineal design and elegant styling encases a sweeping ribbon of flame that dances across high gloss vitreous panels designed to enhance the appearance of the natural flame whilst minimising operating costs and consumption of our precious gas resources.


The focal point of any living space Avedur boasts an impressive list of standard features that include:


- 4 decorative media options
- 7 adjustable flame height
- Zero clearance design
- Built in primary mesh guard
- Dual multi speed fans
- LPG conversion kit


 **Thermostatic Control**
(7 day programming)

 **4 decorative fascia options**

 **High gloss reflective panels**

 **Optional wifi app**

 **1235w x 20d x 610h**

 **770w x 620d x 810h**

79%
Efficiency

4.0
Star Rating

5.6kW
kW Rating



Avedur Item no: 3171490. Image depicts optional Black Glass Fascia. Item no: SCAV10BG

Efficiency and power results are based on highest rating for certain flue configurations



Default - Black fascia. Product code: SCAV10BLK. Included with purchase of Avedur 3171490



Stainless fascia Avedur. Product code: SCAV10SST



Black & stainless fascia Avedur - Product code: SCAV10SSB

ALTERNATIVE FASCIA OPTIONS

Select from four decorative fascia and four decorative media options to create a personalised fireplace that best represents the ambience and effect you want to achieve.



Included: Driftwood & Embers. SCAV10M1

ALTERNATIVE FLAME MEDIA



Driftwood & Glass. Product code: SCAV10M2



Stone Accent & Embers. Product code: SCAV10M3




Stone Accent & Glass. Product code: SCAV10M4



REMOTE CONTROL

- Built in thermostat
- 7 day programming
- 7 flame heights adjustment



WOOD STORAGE

BEEHIVE 500 WOOD STORAGE

Used individually or collectively the Beehive range by Scandia is ideal for indoor living spaces.

- Easy to assemble
- Stackable
- Powder coated finish
- Quality steel construction



Beehive 500 metallic black wood storage. Item: 0025424. Depicted with 3 x units. Individual units sold separately.

FIREWOOD STORAGE

The Scandia wood storage range represents quality, functionality and inspired design. This range of products has been developed with the same ethos we use when developing any product that we sell. It must be affordable, on the cutting edge of design, be robust and fit for purpose.

When it came to wood storage this simply meant that everything we produce has to look great, provide indoor and outdoor application and be strong enough to hold decent quantities of Australian hardwood... We think we've nailed it.



750 Round wood storage. Item: 3171650. Removable stand for wall mount option.



Geometric cantilever wood storage.
Item: 3171653



Angled wall storage. Item: 3171659



Curved cantilever wood storage. Item: 3171652



U-stack wood storage. Item: 3171655



Designer rectangle wood storage 1000.
Item: 3171657



Designer vertical wood storage 1800.
Item: 3171656

FIRETOOL RANGE



Gun metal firetool set. Item no: 3171608



Classic firetool set. Item no: 3180727



Deluxe firetool set. Item no: 3180728



Vogue firetool set. Item no: 3171607



Contour firetool set. Item no: 3171610



Alpine firetool & wood storage set. Item no: 3171609

HEARTHES



Ceramic tile corner hearth. Item no: 3171526

CERAMIC TILE HEARTH – CORNER INSTALL

This modern, black, ceramic tile hearth pad is made from durable, non-combustible materials, is easy to install and available in two sizes; suitable for all wood heater brands.

- Steel angle frame on all sides
- Available in two sizes (mm):
 - 1250 x 1250 Item no: 3171526
 - 1425 x 1425 Item no: 3171527



Ceramic tile straight hearth. Item no: 3171524



Oak grey hearth. Item no: 3171621

CERAMIC TILE HEARTH – STRAIGHT WALL

This modern, black, ceramic tile hearth pad is made from durable, non-combustible materials, is easy to install and available in three sizes; suitable for all wood heater brands.

- Steel angle frame on all sides
- Available in three sizes (mm):
 - 1050 x 1050 Item no: 3171524
 - 1050 x 1200 Item no: 3171522
 - 1200 x 1200 Item no: 3171525

OAK GREY HEARTH – STRAIGHT INSTALL

These contemporary wood effect tile hearth pads are the perfect platform for a modern heater that deserves more than just black. Our hearth pads are constructed from durable, non-combustible materials, are easy to install. Suitable for all wood heater brands.

- Decorative aluminium edge
- Available in two sizes (mm):
 - 1050 x 1200 Item no: 3171621
 - 1050 x 1050 Product Code: SCHPW105105



Slate straight hearth. Item no: 3180687



Slate corner hearth. Item no: 3180690

SLATE HEARTH – STRAIGHT WALL

This traditional, slate hearth pad is made from durable, non-combustible materials, is easy to install and available in three sizes; suitable for all wood heater brands.

- Decorative aluminium edge
- Available in three sizes (mm):
 - 1050 x 1050 Item no: 3180687
 - 1050 x 1200 Item no: 3180688
 - 1200 x 1200 Item no: 3180689

SLATE HEARTH – CORNER INSTALL

This traditional, slate hearth pad is made from durable, non-combustible materials, is easy to install and available in two sizes; suitable for all wood heater brands.

- Decorative aluminium edge
- Available in two sizes (mm):
 - 1250 x 1250 Item no: 3180690
 - 1425 x 1425 Item no: 3180691

FREESTANDING WOOD & PELLET FIRE INSTALLATION ACCESSORIES



Black Mesh Default Flue Kit. Item no: 3180672

BLACK MESH DEFAULT 4M FLUE KIT

Designed and tested to suit all Scandia freestanding wood fires, the powder coated, black mesh decorative flue looks great on any of the traditional wood fire range.

ADDITIONAL BLACK MESH PARTS:

Black mesh 1m extension:
Item no: 3170782

Black mesh internal bend kit:
Rear bend kit. Item no: 3170798
Right bend kit. Item no: 3170795
Left bend kit. Item no: 3170794



Sleek Black Default Flue Kit. Item no: 3171234

SLEEK BLACK DEFAULT 4M FLUE KIT

Designed and tested to suit all Scandia freestanding wood fires, the powder coated, sleek black decorative flue looks great on any of the contemporary wood fire range.

ADDITIONAL SLEEK BLACK PARTS:

Sleek black 1m extension:
Item no: 3171268

Sleek black internal bend kit:
Rear bend kit. Item no: 3171253
Right bend kit. Item no: 3171251
Left bend kit. Item no: 3171250



Graphite Default Flue kit. Item no: 3171486

GRAPHITE DEFAULT 4M FLUE KIT

Designed and tested to suit all Scandia freestanding wood fires, the powder coated, graphite decorative flue has been designed match perfectly with the Helix Graphite wood fire range.

ADDITIONAL GRAPHITE PARTS:

Graphite 1m extension:
Item no: 3171596

Graphite internal bend kit:
Rear bend kit. Item no: 3171595
Right bend kit. Item no: 3171593
Left bend kit. Item no: 3171592



DEFAULT 4M FLUE KIT - WHAT'S INCLUDED?

- Triple skin flue
- 4 x 6" 304 SS active flue
- 8" Decorative flue extension
- 304 SST cowl and cone
- Dropbox (powder coated)
- Ceiling collar
- 2 x Mounting brackets



8-10" Penetration box. Item no: 3170790

8 - 10" PENETRATION BOX

The 8 - 10" Powder Coated Galvanised Penetration Box is ideal for use where through the floor penetration is required and it is the intent to use decorative mesh, sleek black or graphite flue on the second storey.



1m External flue extension. Item no: 3170783

EXTERNAL FLUE EXTENSION - 1M

Designed as an easy add on to the Scandia 4m default flue kit (3180673), the triple skin external flue extension is meant for use outdoors or in a ceiling cavity.

ADDITIONAL PARTS:

45° External bend kit.
Item no: 3170799



ROOF FLASHING

Designed as an easy add on to the Scandia 4m default flue kit, Scandia's roof flashing range has been engineered for use with high temperature outlets such as flues and chimneys.

Available options:

Tile roof flashing. Item no: 3171672
Tin roof flashing. Item no: 3171673



Pellet fire standard flue kit Item no: 3171707

PELLET FIRE STANDARD FLUE KIT

Designed as an easy add on to the Scandia Verdant pellet fire (3171530), the standard flue kit is meant for standard in-room flue installations.

ADDITIONAL FLUE KITS:

Pellet fire through wall flue kit:
Part no: SCPHFK81

INBUILT WOOD & GAS LOG FIRE INSTALLATION ACCESSORIES



Zero clearance flue kit. Item no: 3171271

ZERO CLEARANCE FLUE KIT

Designed and tested to accompany the zero clearance box, allowing the inbuilt wood heater range to be installed into a timber stud wall. Kit includes four triple skin 1m flue extensions, cowl and cone.

Suits products 3171258, 3171221, 3171534, 3171533

ADDITIONAL ZERO CLEARANCE FLUE KITS:

Avante' zero clearance flue kit: Item no: 3171274



Zero clearance box

ZERO CLEARANCE BOX

When installed with the zero clearance solution, Scandia inbuilt wood heaters can be installed into a timber stud wall, making them the ideal solution for contemporary homes that don't have a chimney or existing fireplace.

Zero clearance box options:

Warmbrite inbuilt series.

Item no: 3171270

Styliste 6'. Item no: 3171692

Styliste 10'. Item no: 3171693

Avante'. Item no: 3171273



6" Inbuilt 4m flue kit. Item no: 3170671

6" INBUILT 4M FLUE KIT

Designed and tested to suit Scandia inbuilt wood heaters, this flue kit is for use in an existing masonry chimney. Kit includes four 1m active flue extensions, chimney plate cover, cowl and cone.

Suits products 3171258, 3171221, 3171534, 3171533

ADDITIONAL INBUILT FLUE KITS:

Avante 3.6m inbuilt flue kit:

Item no: 3171275



Flexi flue extension. Item no: 3170791

FLEXI FLUE EXTENSION

The Scandia 6" Stainless Flexi Flue is ideal for use in difficult shaped situations such as you might find in a masonry chimney. Flexi flue can be ordered in increments of 1 metre up to a maximum length of 15 metres.

ADDITIONAL PARTS:

Flexi flue adaptor:

Item no: 3170792

(Required to adapt 6" flexi flue to standard 6" flue.)



GAS FLUE EXTENSIONS

Suitable for installing Scandia gas log fires. Designed with a twist-lock connection system for easy on-site installation.

Adjustable flue extension:

275 x 370 (ADJ). Item no: 3171715

Flue extension sizes:

300mm. Item no: 3171714

600mm. Item no: 3171713

900mm. Item no: 3171712

1200mm. Item no: 3171711



GAS FLUE TERMINALS

Suitable for installing Scandia gas log fires. Scandia offer two gas terminal options for both vertical and horizontal installations.

Available options:

Horizontal flue terminal.

Item no: 3171717

Vertical flue terminal.

Item no: 3171720



GAS FLUE ELBOWS

Ideal for multi story or flue offset installations, the Scandia gas bend range have an aluminium inner pipe and a galvanised outer. Easy to assemble with twist-lock connection system.

Available options:

45° Elbow. Item no: 3171716

90° Elbow. Item no: 3171718

ADDITIONAL INSTALLATION ITEMS

Items not in stock can be ordered from the Special Orders desk – ask in store or visit the website for details.

INSTALLATION

It is a requirement that all Scandia solid fuel and gas appliances are fitted by a qualified, licensed installer whose work complies with local council regulations, Australian standards and manufacturer's specifications. Failure to correctly install is extremely dangerous, will void any warranty claims and may compromise any future insurance claims.

ACCESSORIES



Thermal powered eco fan. Item no: 3171516

THERMAL POWERED ECO FAN

The Eco Fan can be positioned on the top panel of any radiant wood fire for the thermally powered motor to gently circulate warm air around any room.

- Ideal for use on all radiant wood fires and stoves
- Reduce your emissions by burning less fuel



6" Extendable Flue Brush. Item no: 3180729

6" EXTENDABLE FLUE BRUSH

Clean your flue safely from ground level up to 5m with the Scandia flexible flue brush kit. Pull through and rooftop cleaning options are also supported.

- Five 1m flexible extensions
- Premium 6" poly brush
- Threaded metal connectors
- Pull through option fitted



6" Pull thru flue brush kit. Item no: 3171521

6" PULL THRU FLUE BRUSH KIT

Simply attach the snap-lock weighted ball and chain and brush to each end of the rope provided for a pull thru flue cleaning solution.

- Weighted ball and chain
- 10m rope extension
- Snaplock connectors
- Heavy duty poly brush

ADDITIONAL INSTALLATION ITEMS

Additional parts required to complete your installation are available from Bunnings stores. Items not in stock can be ordered from the Special Orders desk – ask in store or visit the website for details.

Additional accessories:

- Moisture meter
- Rope seals
- Cleaning products
- Firebricks
- Gasket & adhesive sealant
- Fireplace mortar



Small child safety guard. Item no: 3180726

SMALL CHILD SAFETY GUARD

This sturdy child safety guard minimises the risk of coming into contact with what can be extremely hot surfaces. Suits most mid size wood fires.

- Heavy duty steel construction
- Dual opening door (685w x 600h)
- Rear stabilising bar
- Size (mm): 1080w x 1055d x 800h



Large child safety guard. Item no: 3180725

LARGE CHILD SAFETY GUARD

This sturdy child safety guard will minimise the risk of coming into contact with what can be extremely hot surfaces. Suits most large wood fires.

- Heavy duty steel construction
- Dual opening door (860w x 600h)
- Rear stabilising bar
- Size (mm): 1275w x 1275d x 800h



Small corner child safety guard. Item no: 3171518

SMALL CORNER CHILD SAFETY GUARD

This sturdy child safety guard minimises the risk of coming into contact with what can be extremely hot surfaces. Designed to accommodate corner installations for most mid size wood fires.

- Heavy duty steel construction
- Dual opening door (720w x 600h)
- Rear wall secure points
- Size (mm): 1890w x 650d x 800h



Large corner child safety guard. Item no: 3171519

LARGE CORNER CHILD SAFETY GUARD

This sturdy child safety guard will minimise the risk of coming into contact with what can be extremely hot surfaces. Designed to accommodate corner installations for most large wood fires.

- Heavy duty steel construction
- Dual opening door (860w x 600h)
- Rear wall secure points
- Size (mm): 2050w x 720d x 800h



CLEAR SKIES, CLEAR CONSCIENCE

When you purchase a wood fire, you can be confident in the knowledge that you are purchasing the most sustainable and affordable renewable source of home heating available.

As a supporter and sponsor of Landcare Australia, Scandia is mindful of any impact on the environment. Therefore, it's reassuring to us to know that 98 per cent of hardwood burnt in Australia is sustainably sourced, and by choosing to burn this firewood in a Scandia wood fire, you will generate no additional CO2 emissions than if that same wood were left to decompose naturally in the bush. (Kerryn Paul, 2003)

To control the amount of emissions released into the environment, Scandia designs all combustion wood fires with a two stage, primary and secondary air system. While the primary air controls the rate of burn, the secondary air system hyper-heats any excess carbon, converting the majority of residual emissions into energy which is then stored in the firebricks and firebox, improving overall efficiency of the heater and minimising any impact on the environment.

As an organisation, Scandia is committed to helping the environment through the promotion of renewable energy, sustainable harvesting practices and a commitment to programs that focus on reducing carbon emissions.

FREQUENTLY ASKED QUESTIONS

I LIKE THE LOOK OF AN IN-BUILT WOOD FIRE BUT I DON'T HAVE A BRICK CHIMNEY..

Scandia's range of inbuilt wood fires are an ideal and sustainable solution for the new home builders or renovator looking for the warmth, ambience and style of an inbuilt wood fire but not wanting to build or don't have a masonry chimney.

When combined with our zero clearance kit, Scandia range of inbuilt wood fires can be installed into a timber stud wall as the perfect wood fire solution for homes up to 30 squares. Scandia are one of the few manufacturers that offer a zero clearance option for their entire range of in-built wood fires.

WHY DO I NEED A HEARTH?

Where an appliance is installed on a combustible surface a hearth is required. Hearths are designed to protect from combustion from radiant heat and to protect floor coverings from falling embers.

RADIANT OR CONVECTION WOOD FIRE?

Convection is simply the tendency of a substance, which in the case of wood heaters is air, to rise when it is warmer as it is less dense because it contains less moisture and fall as it cools resulting in the transfer of heat. Convection wood fires leverage this natural phenomenon to provide a very consistent, controllable ambient warmth throughout the home.

Scandia convection heaters draw cool air in from the bottom of the room and circulate it between the outside of the firebox and outer casing of the wood heater gently warming it before expelling it back into the room.

When considering a radiant heater it is prudent to understand that the external surface on the wood fire is actually the outer skin of the firebox which "radiates" heat to warm objects around the fire, the closer in proximity to the fire the warmer the object, which is why radiant heaters are great for both indoors and outdoors and preferred by those who like to "feel" the fire whilst watching the flames.



TECHNICAL INFORMATION

PROFESSIONAL INSTALLATION

It is a requirement that all Scandia solid fuel and gas appliances are fitted by a qualified, licensed installer whose work complies with local council regulations, Australian standards and manufacturer's specifications. Failure to correctly install is extremely dangerous, will void any warranty claims and may compromise any future insurance claims.

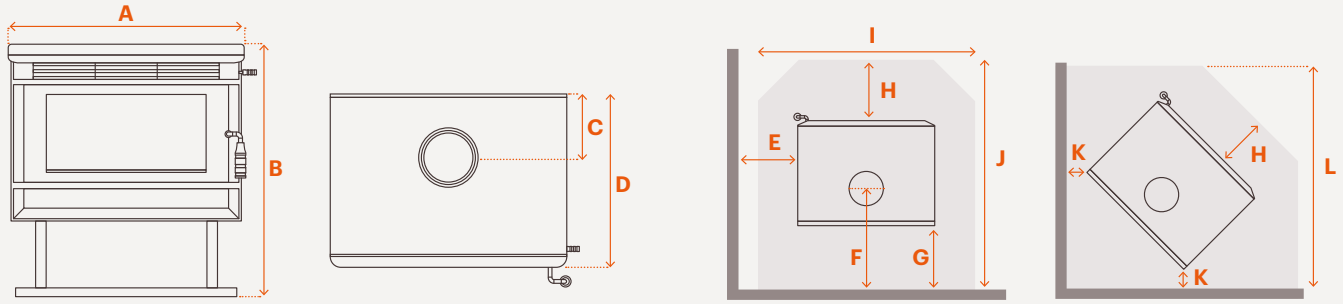
Installation of your Scandia heater is available in-store through the Bunnings Special Orders Desk.

SCANDIA SOLID FUEL APPLIANCE COMPARISON CHART

	Firebox thickness	3 speed fan	Heating capacity	Emissions	Efficiency	Average kW Rating	Peak kW Rating	Net weight	Gross weight	Packaged (mm) W x D x H
WARMBRITE 140	5mm	No	140m ²	1.5g/kg	63%	15.6kW	18kW	85kg	99kg	580 x 580 x 860
WARMBRITE 200	5.5mm	Yes	200m ²	1.1g/kg	67%	7.9kW	12.1kW	144kg	160kg	780 x 650 x 880
STACKER 200	5.5mm	Yes	200m ²	1.1g/kg	67%	7.9kW	12.1kW	159kg	179kg	780 x 650 x 1000
WARMBRITE 300	5.5mm	Yes	300m ²	1.3g/kg	62%	10.1kW	14.4kW	183kg	203kg	889 x 710 x 960
STACKER 300	5.5mm	Yes	300m ²	1.3g/kg	62%	10.1kW	14.4kW	198kg	218kg	885 x 715 x 1090
WARMBRITE 200i-S3	5.5mm	Yes	180m ²	0.4g/kg	61%	9.0kW	12.1kW	116kg	135kg	780 x 620 x 710
WARMBRITE 300i-S3	5.5mm	Yes	280m ²	0.9g/kg	61%	9.5kW	14.1kW	143kg	166kg	880 x 670 x 750
HEAT & COOK	5mm	No	200m ²	N/A	N/A	N/A	N/A	229kg	246kg	770 x 710 x 1070
SUPREMACY 200	8mm	Yes	240m ²	1.1g/kg	67%	10.2kW	14.2kW	186kg	207kg	775 x 645 x 870
SUPREMACY 300	8mm	Yes	360m ²	0.9g/kg	69%	13.9kW	18.2kW	226kg	247kg	880 x 745 x 930
HELIX	3.5mm	No	200m ²	1.5g/kg	62%	7.0kW	9.9kW	155kg	178kg	720 x 570 x 1310
EDGE 50	5mm	No	200m ²	1.3g/kg	62%	6.4kW	9.4kW	98kg	115kg	665 x 592 x 655
EDGE 70	5mm	No	320m ²	0.5g/kg	60%	11.4kW	16.2kW	145kg	165kg	710 x 820 x 780
VERDANT LE	3mm	Variable	90m ²	0.8g/kg	79%	6.9kW	7.8kW	102kg	118kg	460 x 460 x 1150
AVANTE	6mm	No	150m ²	N/A	N/A	N/A	N/A	195kg	215kg	1030 x 630 x 700
STYLISTE 6	5.5mm	No	200m ²	1.4g/kg	63%	7.7kW	11.7kW	146kg	160kg	732 x 582 x 670
STYLISTE 10	5.5mm	No	300m ²	1.1g/kg	60%	11.5kW	16.2kW	175kg	195kg	1152 x 582 x 670

Disclaimer: Due to our policy of continuous improvement of our products and services, technical specifications and claims, correct at the time of going to print, may be subject to variation without prior notice. Scandia Heating (Aust) Pty Ltd has endeavoured to ensure that the information in this document is correct and fairly stated, but does not accept liability for any error or omission. Scandia Heating (Aust) Pty Ltd accepts no liability whatsoever for their interpretation of AS/NZS 2918-2001, AS/NZS 4012-4013. All heating capacities quoted are based on units tested with quality hardwood. Minimal performance reduction may result due to large glassed areas, vaulted ceilings, draughts or insufficient insulation. We reserve the right to alter specifications without notice.

HEATER DIMENSIONS AND INSTALLATION CLEARANCES



FREESTANDING HEATER DIMENSIONS

	UNIT SIZE (mm)						INTERNAL FIREBOX (mm)		
	A	B	C	D	FLUE Ø	WEIGHT	WIDTH	DEPTH	HEIGHT
WARMBRITE 140	500	735	135	470	152	85 kg	370	330	250
WARMBRITE 200	670	735	200	530	152	144 kg	445	300	280
STACKER 200	690	860	200	530	152	159 kg	445	300	280
WARMBRITE 300	770	805	205	580	152	183 kg	545	345	300
STACKER 300	790	905	210	590	152	191kg	545	345	300
HEAT & COOK	650	860	120	610	152	229 kg	430	320	290
OVEN SIZE (mm)							440	370	300
STYLISTE' 6	640	500	170	525	152	146kg	505	355	315
STYLISTE' 10	1060	500	170	525	152	175kg	925	355	315
SUPREMACY 200	655	720	190	565	152	186 kg	445	365	-
SUPREMACY 300	750	765	190	665	152	226 kg	540	470	350
HELIX	610	1160	220	445	152	155 kg	395	335	370
EDGE 50	620	770	200	495	152	98kg	435	330	310
EDGE 70	780	960	215	605	152	145 kg	535	420	405
VERDANT LE	515	960	-	445	80	102kg	200	150	500

FREESTANDING INSTALLATION CLEARANCES

	CLEARANCES TO COMBUSTIBLE SURFACES (mm)								
	E	F	G	H	I	J	K	L	
WARMBRITE 140	700	485	350	300	745	1095	550	1400	
WARMBRITE 200	250	350	150	450	900	1105	100	1240	
STACKER 200	250	350	150	450	900	1105	100	1240	
WARMBRITE 300	350	380	175	450	1000	1180	170	1415	
STACKER 300	350	385	175	450	1000	1190	170	1420	
HEAT & COOK	425	295	175	300	820	1040	200	1250	
STYLISTE' 6	400	470 / 420 [^]	300 / 250 [^]	300	880	1125 / 1075 [^]	200	1235	
STYLISTE' 10	500	470 / 445 [^]	300 / 275 [^]	500	1300	1325 / 1300 [^]	200	1675	
SUPREMACY 200	350	340	150	300	950	1020	75	1155	
SUPREMACY 300	400	340	150 [#]	300	1040	1120	75	1295	
HELIX	410 / 410 [^]	520 / 520 [^]	300 / 300 [^]	300 / 300 [^]	770 / 770 [^]	1045 / 1045 [^]	280 / 280 [^]	1125	
EDGE 50	650 / 600 [^]	325 / 350 [^]	125 / 150 [^]	300	835	920 / 945 [^]	350	1315	
EDGE 70	1200	465	250	300	950	1150	600	1735	
VERDANT LE	100	-	200* / 80**	300	635	945	25	915	

The above clearances are applicable when using the Scandia Decorative mesh flue kit. (Decorative flue is fitted with an additional heat shield)

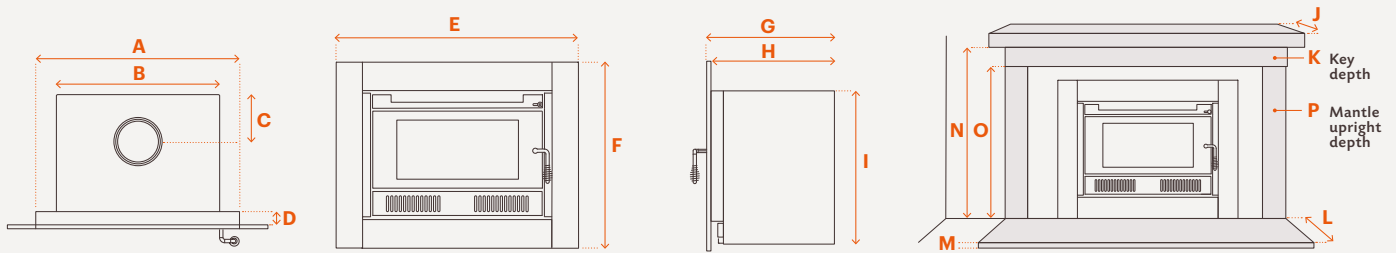
[^] When using the Scandia Sleek black / Graphite flue fitted with an additional heat shield.

[#] With tertiary 550mm 180° heat shield in place (supplied with heater).

* Vertical flue installation.

** Horizontal flue installation.

Refer to the installation manual on our website for up to date / specific detail on the appliance you are installing.



INBUILT HEATER DIMENSIONS

*firebox including front support brackets, excluding decorative fascia

UNIT SIZE (mm)										
	A	B	C	D	E	F	G	H	I	FLUE Ø
WARMBRITE 200i-S3	700	570	165	50	925	695	470	455	560	152
FLOOR MOUNT (Optional)	-	-	-	-	1015	720	-	-	-	-
WARMBRITE 300i-S3	800	670	170	50	1015	735	520	500	605	152
FLOOR MOUNT (Optional)	-	-	-	-	1115	760	-	-	-	-
AVANTE OPEN FIRE	1000*	915	150	75	1295	645	580	515	755	254
AVEDUR	SEE OWNERS MANUAL FOR DETAILS									
STYLISTE' 6	-	640	170	-	725	580	-	525	500	152
FLOOR MOUNT (Optional)	-	-	-	-	725	535	-	-	-	-
STYLISTE' 10	-	1060	170	-	1145	585	-	525	500	152
FLOOR MOUNT (Optional)	-	-	-	-	1145	535	-	-	-	-

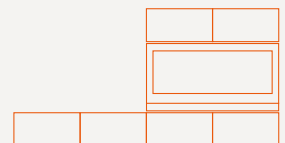
CLEARANCE TO COMBUSTIBLES (mm) FOR MASONRY FIREPLACE

	CLEARANCES TO COMBUSTIBLE SURFACES (mm)							INTERNAL FIREBOX (mm)	
	J	K	L	M	N	O	P	WIDTH	DEPTH
WARMBRITE 200i-S3	250	40	300	30	1070	1015	40	445	305
WARMBRITE 300i-S3	250	40	550	30	1070	900	40	545	365
STYLISTE' 6	SEE OWNERS MANUAL FOR DETAILS							570	400
STYLISTE' 10	SEE OWNERS MANUAL FOR DETAILS							930	399
AVANTE OPEN FIRE	SEE OWNERS MANUAL FOR DETAILS							890	450
AVEDUR	SEE OWNERS MANUAL FOR DETAILS							-	-

Refer to the installation manual on our website for up to date / specific detail on the appliance you are installing.

STRUKTUR MODULE DIMENSIONS

	WIDTH	DEPTH	HEIGHT
STRUKTUR MODULE BOX 6	640	525	250
STRUKTUR MODULE BOX 5 KIT (INCLUDES X2)	530	525	250



For specifications relating to installation requirements and zero clearance installations please refer to owners manual. Brochure should be used as a guide only.

PURCHASE CHECKLIST

STEP 1: CHOOSE YOUR APPLIANCE

Please tick the type of heater that you would like for your home.

WOOD FIRE GAS LOG FIRE PELLET FIRE

Taking into consideration, clearance and installation guidelines, choose the appliance that best suits your home.

ITEM NO. (3171487)	HEATER: (EDGE 50)	TICK
--------------------	-------------------	------

STEP 2: PURCHASE INSTALLATION ACCESSORIES

2.1) CHOOSING YOUR FLUE KIT (Refer to page 24-25)

Always install an appliance with a matching flue kit (decorative, sleek black or graphite). Please select your wood fire installation or appliance type in order to determine which flue kit you require.

FREESTANDING PELLET FIRE
 INBUILT (MASONRY) GAS LOG FIRE
 INBUILT (ZERO CLEARANCE) Gas flue products sold individually

ITEM NO.	FLUE KIT:	ORDERED
----------	-----------	---------

2.2) CHOOSING YOUR HEARTH PAD (Refer to page 23)

If you are installing your freestanding wood fire on a combustible surface you will require a hearth pad (tile or slate). Please tick your installation type:

STRAIGHT INSTALLATION CORNER INSTALLATION

ITEM NO.	HEARTH PAD:	ORDERED
----------	-------------	---------

Please note: Hearth pad only required for freestanding or pellet fire installations.

2.3) CHOOSING YOUR ROOF FLASHING (Refer to page 24)

Select which type of roof flashing you require:

TILE ROOF IRON ROOF

ITEM NO.	ROOF FLASHING:	ORDERED
----------	----------------	---------

2.4) CHOOSING YOUR HEATER GUARD (Refer to page 26)

Scandia provide heater guards to suite all wood fire installations. Please select your installation type before choosing your heater guard size.

STRAIGHT INSTALLATION CORNER INSTALLATION

ITEM NO.	HEATER GUARD:	ORDERED
----------	---------------	---------

STEP 3: ADDITIONAL INSTALLATION PARTS

Nominate any additional parts you may require.

(This could include flue extensions, 45° bends, penetration box etc.)

ITEM NO.	DESCRIPTION:	ORDER

STEP 4: CHOOSE YOUR FIREPLACE ACCESSORIES

Scandia provide a complete range of tools and accessories to compliment and enhance your wood fired experience.

4.1) CHOOSING YOUR WOOD STORAGE (Refer to page 20-21)

FREESTANDING INDOOR
 WALL MOUNT OUTDOOR

ITEM NO.	WOOD STORAGE:	ORDERED
----------	---------------	---------

4.2) CHOOSING YOUR FIRE TOOL SET (Refer to page 22)

ITEM NO.	FIRETOOL SET:	ORDERED
----------	---------------	---------

NOTES


Please note: It is a requirement that all Scandia solid fuel and gas appliances are fitted by a qualified, licensed installer whose work complies with local council regulations, Australian standards and manufacturer's specifications. Failure to correctly install is extremely dangerous, will void any warranty claims and may compromise any future insurance claims.

How It Works

It's as simple as 1,2,3! Follow the steps shown to purchase or order your product. If you need further advice, speak to a team member at the Special Orders Desk in-store.

1. Select The Product You Want

View the extensive range available in this brochure or online. Use the number shown below to order your product online or in-store.



2. Order Online or at the Special Orders Desk

After you have selected the product you want, take this brochure to the Special Orders Desk or order online at bunnings.com.au

3. Get It Home

We Will Deliver

Delivery to your home or site can be arranged online or in-store when purchasing your products.

Pick-Up In-Store

If you decide to pick-up in-store and need help to get it home, you can:

- borrow a courtesy trailer
- hire a vehicle

Check with your local Bunnings store for availability.

Ask us about Additional Services



**GET IT
HOME**



**WE WILL
INSTALL**

Scandia Heating (Aust) Pty Ltd
58 Access way
Carrum Downs VIC 3201
Australia

1300 HEATER (432 837)
service@scandiaheating.com.au
www.scandiaheating.com.au

