




- ✓ MODULAR DECK SYSTEM
- ✓ EASY TO ASSEMBLE
- ✓ BUILDING CODE COMPLIANT
- ✓ SAVES TIME AND MONEY



GOOD
TIMES




Decks made Easy!

Available at
BUNNINGS
warehouse
bunnings.com.au







THE EASY TO ASSEMBLE MODULAR DECK SYSTEM THAT ENHANCES YOUR OUTDOOR SPACE.

- ✓ NO DIGGING FOUNDATIONS
- ✓ EASY TO TRANSPORT
- ✓ BASIC TOOLS REQUIRED
- ✓ ADJUSTS TO UNLEVEL SURFACES



The good times modular deck system can be installed directly onto any existing surface. Simply construct the pre-fabricated frames, fit the supports and adjust heights to match uneven surfaces. Then insert the pre-fabricated merbau deck panels. Use a concrete paver when positioned over soft surfaces.

SIMPLY PICK UP THESE GOOD TIMES ITEMS.

1x BASE FRAME PACK	A STANDARD ADJUSTABLE LEO UNIT	OR	B HEIGHT ADJUSTABLE LEG UNIT
	 170 – 300MM	 250 – 820MM	
2x PRE-FAB DECK PANELS		OR	
			


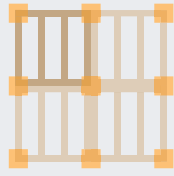

Visit us online and click on the deck planner icon to work out the number of items you need for your project.



GOODTIMESCO.COM.AU

The good times modular deck system can be easily assembled and installed. The pre-fabricated base frames can be put together in minutes with just a cordless drill. Our adjustable supports eliminate the need for digging holes. They are fully adjustable to allow for uneven surfaces.

3 EASY STEPS TO MAKE YOUR NEW DECK.

1 FIX FRAME TIMBERS TOGETHER	2 CONNECT LEG UNITS TO FRAME	3 ATTACH DECKING
		<p>PRE-FAB DECKING</p>  <p>OR</p> <p>RANDOM LENGTHS</p> 