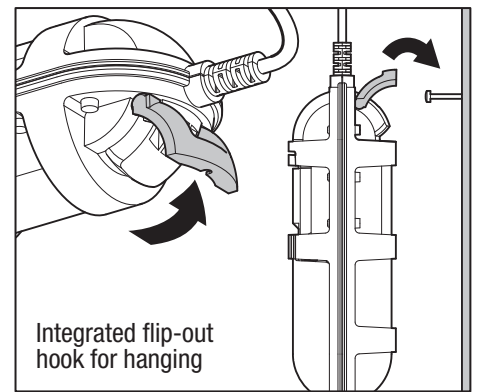
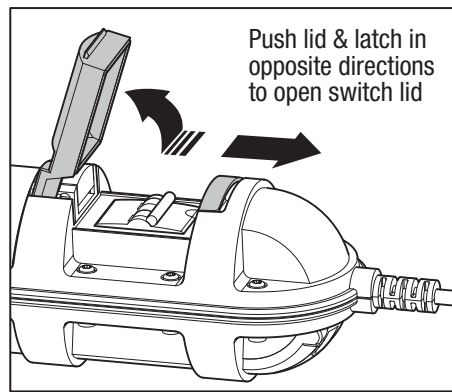
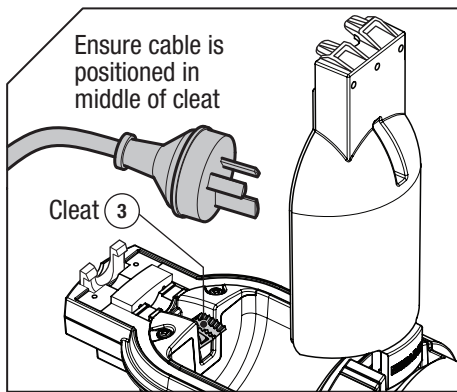
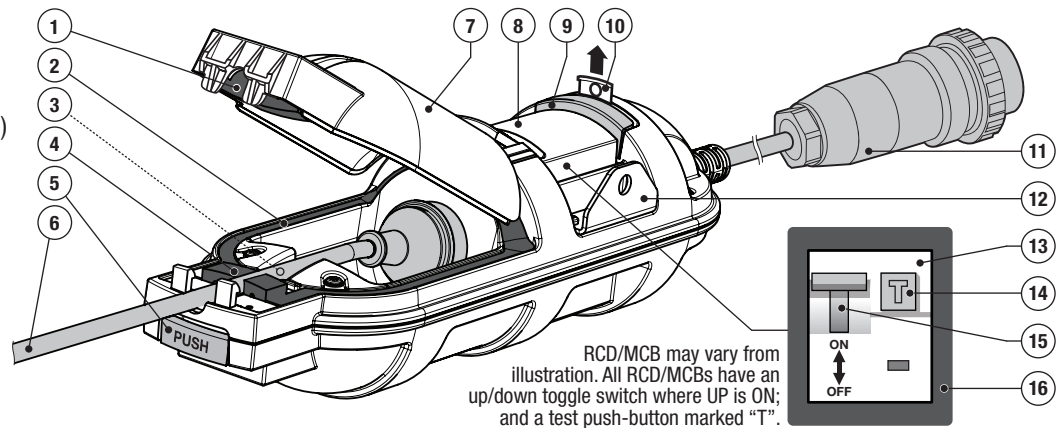


INSTRUCTIONS

No. DESCRIPTION

- 1 CORD SEAL (LID)
- 2 PLUG LID GASKET
- 3 RETAINING CLEAT
- 4 CORD SEAL (BODY)
- 5 PLUG LID LATCH
- 6 DEVICE/LOAD LEAD (NOT SUPPLIED)
- 7 PLUG LID
- 8 RCD/MCB LID
- 9 RCD/MCB LID LATCH
- 10 LOCKOUT TAG
- 11 PLUG & FLY-LEAD
- 12 SECURITY BRACKET
- 13 RCD/MCB
- 14 TEST BUTTON
- 15 RCD/MCB SWITCH
- 16 RCD/MCB LID GASKET



USING THE AMPFIBIAN:

1. With nothing plugged in, connect Ampfiban plug (10) directly into power supply (wall) socket and switch power supply ON.
2. Switch Ampfiban ON (14). If unit trips, unplug it and contact us. DO NOT USE or continue to next step.
3. Press test button labelled "T" (13). If switch (14) trips OFF continue to step 4. If switch (14) DOES NOT trip when test button pressed, unplug Ampfiban and contact us. DO NOT use Ampfiban or continue to step 4.
4. Connect operating device (6) to Ampfiban socket ensuring that the lead is captured by the plug lid (7) and cleat (3). Avoid any strain on the lead.
5. Switch Ampfiban to ON position (14).

BOTH LIDS (7 & 8) MUST BE LATCHED CLOSED BEFORE USE. INSPECT SEALS FOR DAMAGE AND/OR OBSTRUCTION. DO NOT USE IF LIDS, SEALS OR LATCHES ARE DAMAGED OR INOPERABLE.

IF AMPFIBIAN TRIPS IN SERVICE:

First rule out that the Ampfiban is at fault by performing the above test procedure. Ampfiban will trip due to overload or an earth leakage fault. If you are unsure of the cause, or you believe there is an earth leakage fault,

turn off all power and contact a licensed electrician. If you believe there is an overload, switch off or unplug some of the appliances and reset Ampfiban.

Electricity can be dangerous! RCDs (Residual Current Devices) are not a substitute for basic electrical safety precautions. RCDs are additional protection and will not prevent shock, but will minimise the effect. Do not use this device if it fails to operate correctly in accordance with these instructions.

Ampfiban is rated 240 Volts with a maximum current rating of 15 Amperes (A).

Do not try to open or repair the Ampfiban yourself. No user-serviceable parts are inside. Test the Ampfiban at least once every month as mentioned in step 3. This device will only protect against faults to earth through the body, but not against active to neutral faults.

This device must be connected DIRECTLY to an outlet socket. It must not be connected via cord extension sets.

OPERATING TEMPERATURE 2°C TO 40°C.

Wet seals will freeze and will not recover their shape until thawed. Do not open frozen unit until thawed. Opening frozen unit may result in damage to seals.

DO NOT EXPOSE TO PETROL, OIL, SOLVENTS, POOL CHEMICALS, ETC.!

DO NOT USE IN HAZARDOUS LOCATIONS!

DO NOT USE IF DAMAGED!

DO NOT DISASSEMBLE!

INGRESS PROTECTED TO IP-55.

DO NOT SUBMERGE IN WATER!

REMOVE CONDENSATION WITH A SOFT ABSORBENT CLOTH.

TURN OFF POWER SUPPLY BEFORE HANDLING CONNECTIONS IN WET CONDITIONS!

STORE IN A DRY PLACE OUT OF DIRECT SUNLIGHT.

ENSURE THERE IS NO GAP VISIBLE THROUGH CORD SEALS WHEN CLOSED! IF REQUIRED, LEAVE LID OPEN UNTIL CORD SEALS HAVE FULLY RECOVERED.

THIS PRODUCT IS NOT INTENDED FOR PERMANENT INSTALLATION. DO NOT BURY!

SUITABLE FOR ORDINARY AND HEAVY-DUTY EXTENSION LEADS FROM 7mm TO 12mm DIAMETER.

TO BE USED WITH 15A (3600W) MAXIMUM LOAD.

RCD **RESIDUAL CURRENT DEVICE**

Immediately cuts the power if it detects a difference between incoming versus outgoing current

MCB **MINIATURE CIRCUIT BREAKER**

Cuts the power in case of an overload or short circuit

L-CLASS 

A single phase portable RCD primarily intended for household use


H-CLASS 

A portable RCD intended for general industrial use










INGRESS PROTECTION Protection against intrusion of solid objects and liquids 

IP_1	IP_2	IP_3	IP_4	IP_5
Protection against vertical falling water drops	Protection against vertical falling water drops up to 15° from the vertical	Protection against spraying water (rain) at an angle up to 60° from vertical	Protection against splashing water from any direction (360°)	Protection against water jets from any direction (360°)
IP1_	IP2_	IP3_	IP4_	IP5_
Protection for the back of the hand against access to hazardous parts and objects larger than 50mm	Protection for fingers against access to hazardous parts, and objects larger than 12.5mm	Protection for persons holding tools or wires (larger than 2.5mm diameter)	Protection for persons holding tools or wires (larger than 1mm diameter)	Protection against entry of dust in sufficient quantity to interfere with equipment

IMPACT PROTECTION Resistance to mechanical impacts 

IK01	IK02	IK03	IK04	IK05
0.15 Joules impact energy Drop of 200g object from 7.5cm height	0.2 Joules impact energy Drop of 200g object from 10cm height	0.2 Joules impact energy Drop of 200g object from 10cm height	0.5 Joules impact energy Drop of 200g object from 25cm height	0.7 Joules impact energy Drop of 200g object from 35cm height
IK06	IK07	IK08	 <p>CHECK OUT THE NEW</p>	
1.0 Joules impact energy Drop of 500g object from 20cm height	2.0 Joules impact energy Drop of 500g object from 40cm height	5.0 Joules impact energy Drop of 1.7kg object from 29.5cm height		

AMPFIBIAN PRODUCT RANGE 

Product	MINI BLU	MINI BLACK	MINI	PLUS	MAX	SP-15	SP-20	SP-32	TP-10	TP-20	TP-32	
Country	NZ	NZ	AU+NZ	AU	AU+NZ							
Standards Approval	AS/NZS 3190:2016 "Approval and test specification – Residual current devices (current-operated earth-leakage devices)"											
	-NA-	AS/NZS 3001:2008	-NA-	AS/NZS 3001:2008/Amdt 1:2012 "Electrical Installations – Portable structures and vehicles including their site supplies"								
Device Class	L-Class Light Duty	H-Class Heavy Duty	L-Class Light Duty			H-Class Heavy Duty						
Impact Rating	IK-08											
LOAD	Load Socket	 16A CEE Socket		 15A Single Phase Socket (three flat pins)								
	Ingress Protection	IP-33	IP-44	IP-33	IP-55							
	Phases	Single Phase							Three Phase			
	Max. Load	10A					15A			10A	15A	
SUPPLY	Max. Supply	10A					15A	20A	32A-50A	10A/20A	20A	32A-50A
	Supply Lead Plug Top											
	Ingress Protection	-NA-					IP-56 Collared					

COMMON INSTRUCT BACK-N