



CEILING FANS BUYERS GUIDE






CHOOSING YOUR BRILLIANT CEILING FAN

WHERE TO USE YOUR CEILING FAN?

The first step in choosing a ceiling fan is to understand where you're going to place the fan. If it's outdoors under cover – then our tropical rated ceiling fans are best suited. If it's indoor we recommend ABS blade or timber blade fans that run more quietly.

Then it's all fun!! Style and size your room – we have larger fans for larger to suit living areas, and styles from traditional, classic through to modern and industrial.



FANS WITH LIGHT



LIGHT KIT ACCESSORIES

WILL YOU NEED A LIGHT?

Brilliant has a wide range of ceiling fans with lights and light kit accessories. Ceiling fans with lights are a great solution when replacing the central light source with a fan.

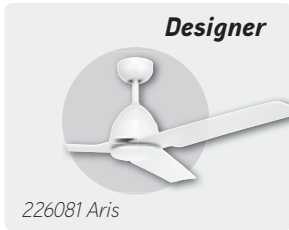
AC ADVANTAGES

- Supplied with a standard wall controller or remote control
- 3 speed settings
- Affordable option
- Optional remote controls available as this can save installation time

DC ADVANTAGES

- Energy efficient
- Quieter to run, and often 3–6 speed settings
- All DC fans come with a remote control – saving installation time
- DC fans have a smaller 'body' for attractive modern designs

CHOOSE A STYLE



CHOOSE A COLOUR



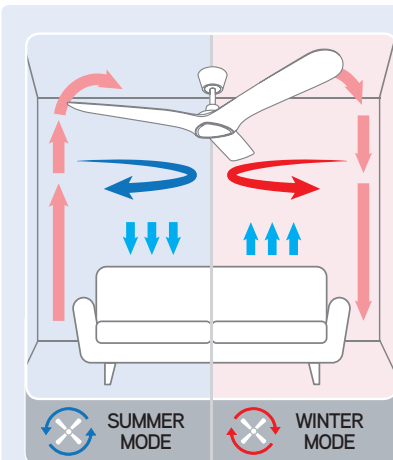
Choosing a colour to suit your décor is important and fun when selecting your ceiling fans. We have feature timber and black finishes, along with the more classic white of course!

How to use your fan in winter

The fan can be used in winter to help circulate the hot air down towards you during those cold winter days.

It's easy – just flick the switch!

- A/C fans have a switch on the body of the fan.
- Many DC fans have the switch option on the remote control.



WINTER BENEFITS SUMMARY

- Ceiling fans assist your heat distribution as it helps spread heat evenly throughout each room of home, making it cost effective to run.
- Especially effective in homes with high ceilings, as heating cost saving is likely to be even more significant.
- Ceiling fans help the room feel warmer and more comfortable.
- Turn your thermostat down by 2–4 degrees and enjoy warmth.



Ceiling fans for every occasion

Ceiling fans work well alone, and also assist the performance of your air-conditioning if used, by evenly moving cool air through your home.

Constantly moving air can assist in the room feeling 2-4 degrees cooler. You may also find, you can use your air conditioning less and save power costs.

226086 Voyager



Why a ceiling fan is ideal for your bedroom?


Fans create white noise to encourage deep sleep and help cure insomnia.

Ceiling fans improve air circulation creating an enjoyable and safe breathing environment, it prevents mould and freshens up air in the room.

Fans helps regulate the room temperature for an easier night sleep.



WE RECOMMEND:



226072 Fairwind



226081 Aris



226087 Supra



216739 Windhaven

Pitched or high ceilings

If you have a pitched or high ceiling then you can certainly install a ceiling fan.

Extension rods with wire looms and quick connect plugs are available separately to lower the ceiling fan. These can be trimmed to your desired height by your electrician when installing.

For pitched or angled ceilings, check the angle rating on packaging for each fan. Most Brilliant fans are designed to accommodate pitched ceilings.



226083 Centro

Smartify your fan

A ceiling fan Smart Controller gives total control of your AC ceiling fan from the free BrilliantSmart App on your phone/tablet, by voice control with Google and Alexa or by using the remote control.

A licensed electrician can simply replace your current wall controller or remote control. Then you can set up schedules to turn your fan on or off or set a timer, automate when your home reaches a certain temperature or control by voice or from the App from anywhere.

CONVERT ANY AC CEILING FAN TO A SMART CEILING FAN WITH THE ADD-ON PURCHASE OF **BRILLIANTSMART** REMOTE CONTROL

F/L 133109 – SMART RECEIVER AND MANUAL HANDSET



226081 Aris



226072 Fairwind 3 & 4



226083 Centro



226084 Voyager


AC CEILING FANS



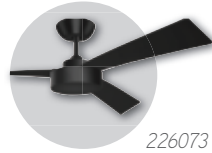
SLEEK DESIGNER STYLE | INDOOR OUTDOOR USE

FAIRWIND 3 BLADE AC CEILING FAN

122cm



226072



226073

- Powerful motor
- Remote control adaptable
- Ideal for outdoor living spaces
- Available – 3 blade or 4 blade

FAIRWIND 4 BLADE AC CEILING FAN



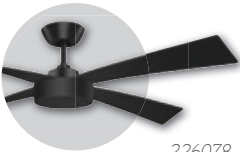
226075

122cm



226076

132cm



226078




SLEEK DESIGNER STYLE | INDOOR OUTDOOR USE



ARIS

AC CEILING FAN

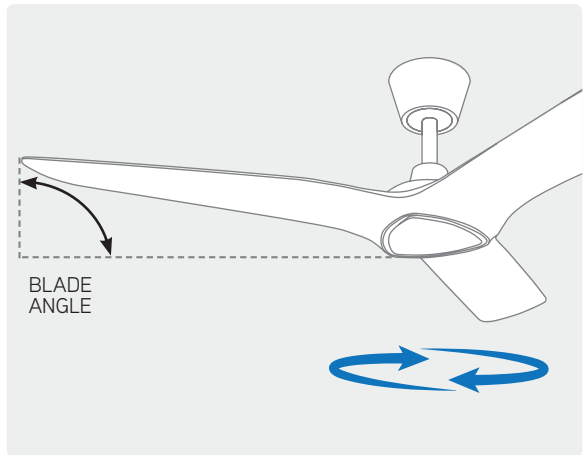
132cm



- Powerful performance
- Suitable for bedrooms & living areas
- Remote control adaptable
- Ideal for outdoor living spaces

Q: How many blades does my fan need for air?

Surprisingly did you know that you don't need more blades for increased air flow. The angle of the fan blade is what moves the air and controls the circulation, and of course your selected speed setting.



ARCTIC

AC CEILING FAN WITH LIGHT

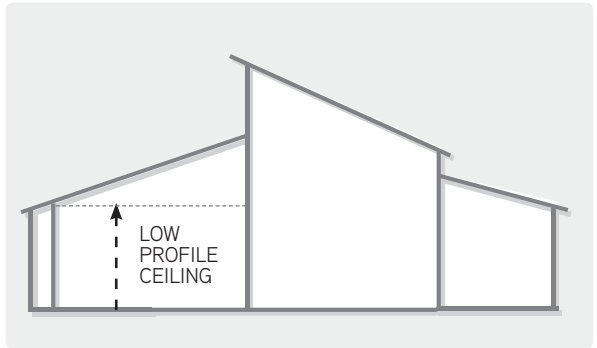
132cm



- Modern curved blade design
- Suitable for bedrooms & living areas
- 3-speed remote control
- Ideal for indoor spaces

Q: What if I have a lower ceiling?

We have the right solution for lowered ceiling fans, it's called the Hugger fan, it's perfectly streamlined for a low profile ceiling.



SUPRA


AC CEILING HUGGER FAN

122cm



226087

- Powerful motor
- Remote control adaptable
- Ideal for outdoor living spaces
- Ideal for lower ceilings



21657/05
LIGHT KIT AVAILABLE
(SOLD SEPARATELY)

LOW PROFILE | SLEEK DESIGN



MODERN DESIGN | SUPERIOR AIRFLOW

CENTRO
AC CEILING FAN

132cm



226083

- Powerful motor
- Suitable for bedrooms & living areas
- Remote control adaptable
- Ideal for outdoor living spaces



MODERN DESIGN | HIGH PERFORMANCE AIRFLOW

SOLARA

AC CEILING FAN

132cm



226082

- Powerful motor
- Remote control adaptable
- Ideal for outdoor living spaces
- Contemporary design to suit most decor



CONTEMPORARY DESIGN | OUTSTANDING AIRFLOW

VOYAGER

AC CEILING FAN

132cm



226084



226086

- Powerful motor
- Suitable for bedrooms & living areas
- Remote control adaptable
- Ideal for outdoor living spaces

DC CEILING FANS



CORO DC CEILING FAN

132cm



216742



216743

18
WATTS

LED
CCT
LIGHT

SUPER BRIGHT

WARM WHITE 3000K
COOL WHITE 4200K
DAYLIGHT 6000K
1350 LUMENS

DESIGNER STYLE | SUPERIOR AIRFLOW

- Whisper quiet/energy efficient
- ABS blades – high strength, easy cleaning
- Unique curved blade design, moves greater volumes of air


CLOVER

LARGE DC CEILING FAN

142cm



216740



216741

- Quiet/energy efficient
- Windbreeze mode enables the fan to operate in variable speed to create a natural wind effect



24
WATTS

LED
CCT
LIGHT

SUPER BRIGHT

WARM WHITE 3000K
COOL WHITE 4200K
DAYLIGHT 6000K
1000 LUMENS

CONTEMPORARY DESIGN | HIGH AIRFLOW



PANAMA

LARGE DC CEILING FAN

142cm



216736



216737

- Quiet and efficient
- Suitable for bedrooms, study and living areas
- ABS blades – high strength, easy cleaning
- Windbreeze mode – simulates gentle/ varied natural air movement

CLASSIC DESIGN | SUPERIOR AIRFLOW

WINDHAVEN

LARGE DC CEILING FAN

142cm



216739

- Whisper quiet/energy efficient
- ABS blades – high strength, easy cleaning
- Ideal for indoor and undercover outdoor




MODERN DESIGN | ENERGY EFFICIENT



COMPASS

LARGE DC CEILING FAN

168cm



216744

24 WATTS LED CCT LIGHT

SUPER BRIGHT 4200K 1200 lumens

- Whisper quiet
- Energy efficient
- Wide span fan blades
- Ideal for large living spaces

CONTEMPORARY DESIGN | WIDE SPAN



INDUSTRIAL DESIGN | POWERFUL PERFORMANCE

XTREME

EXTRA LARGE
DC CEILING FAN

178cm



216745

- Whisper quiet
- Energy efficient
- 5 speed settings

WIDESPAN

EXTRA LARGE
DC CEILING FAN

183cm



216746

- Whisper quiet
- Energy efficient
- 5 speed settings


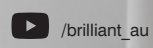
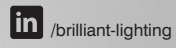
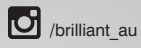
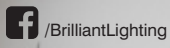


21657/06
LIGHT KIT AVAILABLE
(SOLD SEPARATELY)

INDUSTRIAL DESIGN | POWERFUL PERFORMANCE



For more information go to
www.brilliantlighting.com.au



Available at
BUNNINGS
warehouse



BUNNFANBGAG2020
2170 12/10 00