

# SLENDASTYLE TANKS

## OUR QUALITY

All tanks are certified to the RAINWATER TANK STANDARD AS/NZS4766:2006 LICENCE NO. SMKP 21429



Delivery & Install details See pg. 27

Specifications See pg. 24

Colour range See pg. 18



## URBAN WATER CONSERVATION


Great looking solutions for urban water conservation. The Slendastyle™ range provides slim-profile water storage options up to 5000L.

The Slendastyle™ rainwater tanks have been designed to hold the maximum volume of water for the minimum surface area used.



## SLENDASTYLE TANK BENEFITS

- Space saving modern design ideal for tight spaces
- Hand grips for easy lifting
- Can be coupled to other tanks for even greater volume
- Available with submersible pump, packaged pump unit and garden pump systems
- Available in Colorbond® & custom colours



1 Large 90mm Overflow



2 Leaf & mosquito proof mesh screen



3 25mm approved Ball Valve



4 25mm Solid Brass Outlet


## Household Pump Systems

There are 2 options available for connecting rainwater to your house.

### 1. SUBMERSIBLE PUMP SYSTEM

Inbuilt Pump System

- High volume/pressure stainless steel submersible pump suitable for single-storey and double-storey dwellings
- Water switch device fitted for rain to mains automatic changeover with no water supply interruption
- Housing to protect changeover device



### 2. PACKAGED PUMP UNIT

The Packaged Pump Unit offers all the same features as the Submersible Pump Unit however the pump sits packaged beside the tank.

Place Complete Packaged Pump Unit beside your tank and plumb up as shown.




Please specify which pump system you require at time of order.

## Garden Pump Systems

Garden option for using stored rainwater on your garden.

Place Complete Packaged Pump unit (as shown) beside your tank with garden tap attachment.

- 40lpm garden pump
- Constant pressure controller for ease of watering
- Pump house to protect pump



## SLENDASTYLE TANK SPECIFICATIONS

CODE	DIMENSIONS (mm)	CAPACITY	OVERFLOW POSITION	OUTLET POSITION	SIEVE POSITION
SLST600	1220L x 580W x 1265H	600 ltr (132 gal)	12:00 Std/6:00 Alt	6:00 Std/12:00 Alt	6:00 Std/12:00 Alt
SLST1050	1460L x 690W x 1515H	1050 ltr (230 gal)	12:00 Std/6:00 Alt	6:00 Std/12:00 Alt	6:00 Std/12:00 Alt
SLST2000	2290L x 600W x 2050H	2000 ltr (440 gal)	12:00 Std/6:00 Alt	6:00 Std/12:00 Alt	6:00 Std/12:00 Alt
SLST3000	2570L x 790W x 2050H	3000 ltr (660 gal)	12:00 Std/6:00 Alt	6:00 Std/12:00 Alt	6:00 Std/12:00 Alt
SLST5000	3290L x 1020W x 2010H	5000 ltr (1096 gal)	12:00 Std/6:00 Alt	6:00 Std/12:00 Alt	6:00 Std/12:00 Alt

\* See page 24 for full tank specifications

\* Internal or external pump systems to be specified at time of order

FOR PRICES CONTACT YOUR POLYMASTER DISTRIBUTOR.

All measurements are approximate due to variable shrinkage during manufacture. Due to pigment variations with raw material manufacturers, colour shades may vary. Smaller rainwater tanks need regular maintenance if drinking quality is to be maintained. Polymaster takes no responsibility for the quality of water held in a tank. \*Free delivery only applies to some regions and tank sizes. Contact us for details.