



CONCRETING AND COMPACTION EQUIPMENT



SUBARU

Industrial
Power
Products

CROMMELINS™ TACOM RAMMERS

www.crommelins.com.au



JAPANESE MANUFACTURED TACOM TV-D Series Vibratory Rammers feature durable, high quality construction and are powered by renowned SUBARU 4-stroke engines. These rammers feature direct gear drive and an oil bath lubrication system to ensure reliable service and long life. Best of all, this new range is imported by CROMMELINS and is fully backed up by their award winning service, spare parts and warranty support.

Applications:

- Foundation Compacting
- Trench Works
- Back Filling
- Paving



World class Japanese imported industrial TACOM Rammers

55kg TACOM RAMMER



Model TV55DFW

65kg TACOM RAMMER



Model TV65DFW

73kg TACOM RAMMER



Model TV75DFW

Features for all models:

- Front corner rounded shoe with steel sole
- Recoil Start is reinforced with an engine guard for protection
- Large size rubber isolator with stopper system
- Heavy duty built in air cleaner - double cleaner is standard
- Adjustable throttle control
- Large size bellows prevents loosening or twisting of bellows
- Height adjustable operator handle

- ✓ **Concrete Contractors**
- ✓ **Turf Contractors**
- ✓ **DIY Handyman**
- ✓ **Hire Industry**
- ✓ **Roadworks**
- ✓ **Councils**
- ✓ **Shires**
- ✓ **Trade**

	TV55DFW	TV65DFW	TV75DFW
Weight	55kg	65kg	73kg
Dimensions (LxWxH)	677x380x1046mm	774x420x1022mm	777 x420x1038mm
Shoe Size	333x250mm	333x280mm	333x280mm
Ramming Stroke	30-40mm	40-50mm	40-50mm
Frequency	650-700vpm	650-700vpm	650-700vpm
Impact Blow	12kn	15kn	18kn
Travel Speed	480 - 780m/hr	480 - 820m/hr	480 - 820m/hr
Engine	EH09-3D	EH12-2D	EH12-2D
Fuel Tank	2.7L	2.7L	2.7L



CROMMELINS Plate Compactors are a popular choice for pavers, general contractors and rental companies as they are designed for compaction jobs in residential, commercial, mining and light industrial applications.

Standard Compactor Features:

- Protective engine frame
- Lifting arm
- 2 Year warranty on Compactor, 3 years on SUBARU Engine
- Australia wide parts & service backup
- Ergonomically designed handle with soft grip for low vibration

CC60R COMPACTOR
With folding handle

- 3.5hp petrol SUBARU engine
- 5800vpm
- Folding handles enables the unit to fit into the boot of a car
- Lightweight
- Easily manoeuvrable
- Wheels for extra portability
- Lifting frame for easy transportation



Model CC60R

- Brick Paving
- Trenches
- Footings
- Soil

CC70R COMPACTOR
With reversible handle

- 6hp petrol SUBARU engine
- 6500vpm
- Fast travel speed for increased productivity
- Easy to reach throttle control
- Compact design with central enclosed exciter for even compaction force
- Soft grip handle



Model CC70R

- Turf
- Soil
- Brick Paving

CC70RD DIESEL COMPACTOR
Diesel Engine

- 5.4hp diesel SUBARU engine
- 6500vpm
- Central enclosed exciter for even compaction force
- Fast travel speed for increased productivity
- Reversible handle
- Easy reach throttle
- Soft grip handle



Model CC70RD

- Turf
- Soil
- Brick Paving

CC90R COMPACTOR
With front clamp

- 5hp petrol SUBARU engine
- 6000vpm
- Front clamp, for fitting of an isolation mat for compacting over brick paving
- Soft grip handle



Model CC90R

- Asphalt
- Soil
- Brick Paving

CC92R COMPACTOR
With water tank

- 6hp petrol SUBARU engine
- 6500vpm
- Self contained water tank with built-in valve and sprinkler bar
- Cast iron steel base provides durability
- Lifting frame for easy transport
- Oil filled exciter provides long life
- Wide transport wheels
- Soft grip handle



Model CC92R

- Asphalt
- Soil

COMPACTOR TROLLEY
Max carry capacity 110kg

- Heavy duty steel frame
- Powder coated
- Compactor handle clip



Model WKTR

	CC60R	CC70R	CC70RD	CC90R	CC92R
Weight	58kg	82kg	98kg	84kg	102kg
Plate Size	520x360mm	610x460mm	610x460mm	540x500mm	590x500mm
Frequency	5800vpm	6500vpm	6500vpm	6000vpm	6500 VPM
Force	12kn	18kn	18kn	16.5kn	20kn
Features	Folding handle	Reversible handle	Diesel	Front clamp	9L Water tank
Engine	3.5hp EY15D	6.0hp EX17D	4.8hp DY23D	5.0hp EY20	6.0hp EX17D

	WKTR
Weight	10kg
Max Capacity	110kg
Details	Designed to carry CC70, CC90, CC92 models.
Features	Handle clip to prevent from slipping out of trolley

CROMMELINS™ 24"- 46" POWER TROWELS

www.crommelins.com.au



CROMMELINS Power Trowels set the standard for concrete trowelling machines. For ease of use and quality of finish there is only one choice. New models are constantly being added to our range, with each model tried and tested before entering the marketplace.

Standard Power Trowel Features:

- Handy holder for water bottle, phone, accessories
- Gut bar for easy adjustable control
- Safety stop switch located at top of shaft
- Fully adjustable handle for operator height compatibility
- Heavy duty lifting hook
- Easy to clean
- Accepts Australian interchangeable blades
- Blade guard protects user from rotating base
- Blade access gate allows ample room for easy blade changes and cleaning
- Long life gear box developed exclusively and features cooling fins.

24" POWER TROWEL With folding handle

Ideal for edging jobs that require trowel that will handle tight spaces. The blade guard rotates separately to the blade allowing operators to trowel right up edges and corners.

Model CPT24S

Features

- Low vibration handle
- Safety switch
- Centrifugal clutch
- Folding handle
- Floor pan



34" POWER TROWEL Economical size

One of Crommelins most popular sizes this model will allow multiple applications at an economical cost.

Features

- Smooth Performance
- Stable Handling
- Superb Finishing

Model CPT34R



40" POWER TROWEL House slabs

Designed for medium sized jobs and house slabs. Allows for steady quick concrete finishing before it goes off.

Model CPT40R



46" POWER TROWEL Heavy duty

The weight of the unit allows for quick finishing of large jobs. Perfect for specific jobs in warm weathered climates. Heavy duty engine allows for continuous work.

Model CPT46S



34" DIESEL POWER TROWEL Mining applications

Designed for mine site applications when diesel powered products are specified.



Model CPT34RD

40" DIESEL POWER TROWEL Mining applications

Perfect for the medium to larger mining jobs when you need speed and efficiency.



Model CPT40RD

ACCESSORIES For your Trowel

Crommelins can option your Power Trowel with many features to suit your exact requirements.

WHEEL KIT Heavy duty steel

Model CPT34WK



TROWELLER PAN Pan fits 24", 34" & 40" Models



Model CPTPAN

WEIGHT SET 4 x 5kg weights



Model CPT34WT

✓ Smooth Performance ✓ Stable Handling ✓ Superb Finish

	CPT34WK	CPT34WT	CPTPAN
Weight	5kg	20kg	5kg

	CPT24S	CPT34R	CPT34RD	CPT36S	CPT40R	CPT40RD	CPT46S
Weight	55kg	76kg	91kg	78kg	78kg	93kg	89kg
Engine	4.5hp EX13DU OHC	6.0hp EX17 OHC	4.8hp DY23-2D	6.0hp EX17D OHC	6.0hp EX17 OHC	4.8hp DY23-2D	9.0hp EX27D OHC
Blade Size	24" (610mm)	34" (860mm)	34" (860mm)	36" (914mm)	40" (1000mm)	40" (1000mm)	46" (1170mm)
Fuel	Petrol	Petrol	Diesel	Petrol	Petrol	Diesel	Petrol
Features	Foldable handle & Pan	Lifting hook	Drink holder	Lifting hook	Lifting hook	Drink holder	Lifting hook
Options	Electric start, Weight set, Wheel kit, Floor pan, Light kits						

*Diesel engines available on all sized power trowels

PETROL & DIESEL DRIVE UNITS

- Will drive most makes of Submersible Flexible Drive Shaft Pumps and Concrete Vibrators Shafts
- Full heavy duty protective roll frame
- Electronic oil sensor on petrol units

Model DU53D

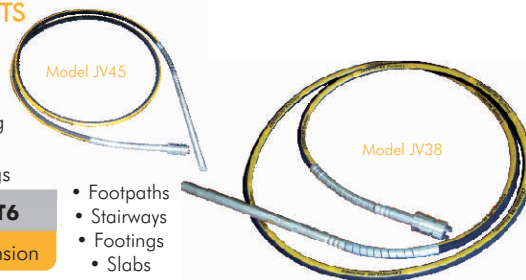


Model DU53

- Concrete foundations
- Concrete work
- Hire and Contractors
- Civil and Rental Industries
- Pumping Mud and Water

CONCRETE VIBRATOR SHAFTS

- 2 Piece oil seals
- Designed for easy servicing
- High tension spring coupling
- Protective spirals to minimises kinking
- High quality inner & outer casing
- Self aligning double row ball bearings



- Footpaths
- Stairways
- Footings
- Slabs

VIBRATOR EXTENSION SHAFTS	FPEXT3	FPEXT6
	3m extension	6m extension

	JV25	JV28	JV38	JV3809M	JV45	JV4509M	JV60	JV609M
Shaft	25mm	28mm	38mm	38mm	45mm	45mm	60mm	60mm
Length	5.5m	5.5m	6m	9m	6m	9m	6m	9m
Frequency	"	"	"	13500rpm	"	"	"	"
Weight	16kg	17kg	19kg	28kg	20kg	30kg	21.5kg	32kg

	DU53	DU53D	DU53DS	DU53D41	DU53DS41	DU73
Fuel	Petrol	Diesel	Diesel	Diesel	Diesel	Petrol
Engine	5.0hp EY20D	5.4hp DY272D	5.4hp DY272DUS	8.5hp DY41D	8.5hp DY41DS	8.5hp EH25DU
Drives Vibrators	Up to 65mm	Up to 65mm	Up to 65mm	Up to 75mm	Up to 75mm	Up to 75mm
Drives Pumps	Up to 50mm	Up to 50mm	Up to 50mm	Up to 75mm	Up to 75mm	Up to 75mm
Weight	32kg	49kg	54kg	61kg	68kg	42kg
Features	Recoil Start	Recoil Start	Electric Start	Recoil Start	Electric Start	Recoil Start

FLEXIBLE DRIVE PUMPS

- Heavy duty 50mm (2") industrial pump
- Large 15mm inner core cable
- Wide access and easy flow
- No suction hose required
- 3 Dog drive quick action coupling with flex-shaft
- Include adaptor for camlock and discharge hose

FP2T - Cast Iron

Model FP2T

MOVABLE SPIRAL SECTION
Supports the cable when draping over sharp hole lips to prevent kinking



NEW ROPE NOW INCLUDED

Use the rope to lift the pump in and out of holes correctly

FP2TA - Aluminium*

Model FP2TA



*Includes new features too

	FP2T	FP2TA
Discharge Width	50mm (2")	50mm (2")
Max Output	56,000L/hr	56,000L/hr
Max Head	29metres	29metres
Weight	33kg	31kg

CONCRETE FINISHING SCREED

- Extra rigid, double triangular, magnesium screed bar minimizes variability in vibration
- Bar clamps to ScreeDemon (No holes or hardware in bar)
- Bar attaches and removes from Screed in seconds
- Screed allows for offsetting (Working under protrusions)
- Bars available from 1.83m - 4.27m
- Bar not included with screed



*Plus blade weight

	W5500S
Weight	13.2kg*
Engine	1.6hp EH035V
Output	7000rpm

SCREED FINISHING BARS

	17806	17808	17810	17812	17814
Width	1.83m	2.44m	3.05m	3.66m	4.27m
Weight	5.0kg	6.5kg	8.1kg	9.7kg	11.3kg

POWERED CEMENT MIXERS

With petrol, diesel, electric engines.

- Available with stands
- Towable models also available

PETROL Model TU3R




Tip Up

ELECTRIC Model TU3E



Model EP35R (Petrol)



Model EP35RD (Diesel)

Model TL3RRR

	TU3R	TU3E	EP35R
Engine	3.5hp EY15D	1hp CMG	3.5hp EY15B
Weight	93kg	90kg	N/A
Features	Wheels & Frame	Electric engine	Engine housing
Options	Electric Start, Diesel, Petrol and Towable		

PORTABLE VIBRATORS

- Ergonomically designed handle with soft grip for low vibration
- Proportionately balanced design
- Lightweight



Back Pack Model

- 4-Stroke Subaru Petrol Engines

	PV455	PV45RBP
Shaft	45mm	45mm
Engine	1.4hp EH035 (33.5cc)	
Weight	11kg	14.5kg
Features	Shoulder harness	Back pack

ELECTRIC FLOOR GRINDER

Single Phase

Will grind right to the wall in wet and dry applications. Removes glue, epoxy and paint effortlessly and makes floor grinding tasks simple.

- Lightweight
- Level Adjustment
- Foldable handle for easy storage
- Adjustable Air Flow for vacuum
- Height Control (three positions)
- Safety Trigger mechanism
- Grinding Disks Available



Model CFG10

CROMMELINS CONCRETE SCARIFIERS

These machines will make short work of tough jobs! They can be set to a cutting depth and retain this depth after lifting or cornering, enabling the operator to resume work quickly and effortlessly.

ELECTRIC SCARIFIER Single Phase



Model CS80E

(Lifting bar not shown)

PETROL SCARIFIER With lifting hook



Model CSX80RD

Standard Features for Scarifiers:

- Quick lift lever design enabling set cutting depth to be retained
- Strong heavy duty handle
- Handle adjustable for operator height
- Heavy duty drive shaft & quality sealed bearings ensure longer life
- Cutting depth adjustment
- Lifting bar provided
- Anti vibration mounts
- Dust control outlet
- Powder coated and chrome finished
- Two years warranty on Scarifier, 3 years SUBARU engine

Applications:

- Concrete
- Asphalt
- Steel Surfaces
- Dairy Shed Ramps

CFG10	
Plate Size	250mm (10")
Engine	2.2kw, 240V Electric
RPM	1450/min
Vacuum Port Size	51mm (2")
Weight	47kg

	CS80E	CSX80RD
Engine	3hp Electric 240V s/phase	6.0hp EX17D
Drum Size	200mm (8")	200mm (8")
Features	On/Off switch with overload reset	Donaldson air cleaner and lifting hook
Weight	70kg	68kg

Accessories	
CS80DRUM	Drum, complete with cutter set
CS82CUT	Cutter Set (stars and washers)

CROMMELINS BRICK & BLOCK SAWS

Long lasting and reliable bricksaws in petrol and electric models. For bricks & pavers sliced with precision every time.

Standard Features:

- Foot control, allowing greater control for difficult jobs
- Portable - detachable stand and with wheels for ease of movement
- Spring loaded cutting head for operator safety
- Versatile blade settings to accommodate smaller or abrasive blades

PETROL BRICK SAW 6hp SUBARU EX17D



Model CBS114S

ELECTRIC BRICK SAW 2.2hp, 9.6 Amp Single Phase Motor



Model CBS114E

Model CBS114ELR (Longreach)

	CBS114S	CBS114ELR	CBS114E
Blade Diameter	14" (355mm)	16" (410mm)	14" (355mm)
Size with stand	1540x550x900mm	1540x570x1085mm	1540x550x900mm
Engine	6.0hp EX17D OHC	2.2hp s/phase	2.2hp s/phase
Max cutting depth	125mm	150mm	125mm
Max length of cut	420mm	500mm	420mm
Weight	95kg (inc. stand)	110kg (inc. stand)	93kg (inc. stand)
Details	Petrol	Electric, Longreach saw	Electric


CROMMELINS CONCRETE FLOOR SAWS

These floor saws offer high performance operation for concrete kerbing, slabs, landscaping, footpaths, re-slabbng and paving, plus asphalt and concrete surface road cutting work.

Standard Features:

- Lifting hook
- Height adjustable handle
- Blade wrench
- Positive lock control
- Choke and fuel shut off on engine
- Built-in water tank

9.0hp FLOOR SAW 12 - 14" Blade Capacity



Model CFS300P

13.5hp FLOOR SAW 14 - 16" Blade Capacity



Model CFS350PHD

	CFS300P	CFS350PHD
Blade Size	12" - 14" (305 - 355mm)	14 - 16" (355 - 410mm)
Max Depth	110mm (12" Blade) 120mm (14" Blade)	120mm (14" Blade) 140mm (16" Blade)
Water Tank	19L	25L
Engine	9.0hp EX27DU*	13.5hp EH41DU
Size (LxWxH)	780x440x800mm	1530x600x960mm
Weight	78kg	130kg

*8.5hp EH25-2DU also available.



Crommelins are multiple winners of the HRIA's Supplier of the Year Award.

This Award comes with great esteem as it is voted on by members of the Association, based on a number of key criteria standards that must be met

Crommelins is a preferred supplier to the Hire and Rental Industry.

CROMMELINS Warranties



All SUBARU Industrial Engines have a 3 year manufacturers warranty.



All CROMMELINS Machinery powered by a SUBARU engine have 2 year manufacturers warranty.



All CROMMELINS imported brands & flexible drive shafts are covered by a 12 month warranty.

CROMMELINS Quality Assurance & Testing

Every product is test run to design specifications before leaving our premises and are backed by a national network of spare parts, service and warranty dealers.



Products have been tried and tested in Australia and will provide performance that you can rely on.

CROMMELINS Website

Our comprehensive website is continually updated with full equipment details so you can access brochures, safety sheets, videos, manuals or source informative HELP! Technical Advice and Support 24 hours a day.

www.crommelins.com.au



CROMMELINS Spare Parts

24 hour delivery to you for spare parts

Crommelins prides itself on having an excellent spare parts and service backup, that can deliver to you within 24hrs(metro area), 95% of the time.

Your order gets picked, packed, despatched and is on its way to you the day the order is processed.



CROMMELINS Dealers and Service Agents



Crommelins has a large national Dealer network can supply all of CROMMELINS and SUBARU powered products.

Crommelins has an Australian wide group of accredited Service Agents who can look after any warranty or service issues for all CROMMELINS and SUBARU powered products.

CROMMELINS Product Support

Products are supported by our

- Website
- Brochures
- Manuals
- Call Centre
- Retail Support Pack
- Spare Parts
- Videos

Spare Parts & Service
Phone: 1300 554 524
Freecall Fax: 1800 636 281
spareparts@crommelins.com.au



CROMMELINS Retail Packs & Point of Sale

Product Support Pack

All CROMMELINS Powered Products manufactured in our Perth head office is supplied with a Crommelins support pack.

- This Consists of:**
- Oil & Tools
 - Product Manual
 - Warranty Card
 - Safety Vest
 - Customer Introduction Letter



4-Stroke Engine Oil

A complimentary bottle of high performance SAE 30 grade engine oil is provided with every SUBARU engine powered product



www.crommelins.com.au

AUTHORISED AGENT: