

# Maestro BAL™

## Fire rated powered roof top ventilator



EQUIVALENT TO SIX  
WIND DRIVEN VENTS



Maestro BAL™ is a quality powered ventilator specifically designed to meet the requirements of AS 3959-2009 in areas up to and including BAL-40. It features a stainless steel ember guard with a 1.9mm aperture.



### Heat Reduction

With preset automatic temperature sensing speed control, the speed of the system will vary to control the heat load in the roof space without wasting energy consumption.



### Condensation Management

Three preset fixed speed settings can be used for the continuous and reliable reduction of damaging condensation throughout the year.

Two Metal Eave vents are recommended for each Maestro BAL for improved air flow



Edmonds® is a proud partner  
with Sensitive Choice®

### Features:

- Rated to BAL-40 (AS3959-2009)
- Stainless Steel ember guard
- Maximum flow rate of 596m<sup>3</sup>/hr
- Preset automatic temperature controlled variable speed setting or three preset fixed speed settings\*
- Can be fitted with ducting and a ceiling grille in specific rooms in the home#
- Aluminium construction in eight colours
- High efficiency 24VDC motor
- Two year warranty†

### Benefits:

- BAL compliant ventilation in bush fire areas
- Prevents against burning embers entering the roof
- Effective ventilation in most climates
- Removes heat load in warm months and reduces condensation in the roof space in cool months
- With ducting and a ceiling grille, moisture can be removed from rooms, like bathrooms and laundries
- Complements most metal or tile roofs
- Quiet operation, low running costs and reduced energy usage
- Improves air quality

\*Operating mode needs to be preset during installation. Changes to operating mode require access to the roof space.

#Ducting and ceiling grille not supplied with Maestro BAL.

†One year warranty on power pack.

# Specifications

Maestro BAL		Colours	Material Code	Carton Size (L x W x H)
Flow rate	Up to 596 m <sup>3</sup> /hr	Headland®	134207	510 x 275 x 505
Speeds*	Preset automatic variable speed. Preset fixed speeds: low, medium and high	Night Sky®	134205	510 x 275 x 505
Power supply output and fan motor	24VDC	Surfmist®	134206	510 x 275 x 505
Dome and housing	Aluminium	Woodland Grey®	129247	510 x 275 x 505

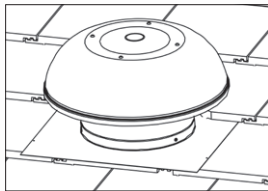
\*Operating mode needs to be preset during installation. Changes to operating mode require access to roof space.

### Also available in special order colours:

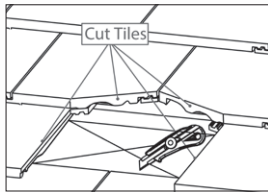
Manor Red®	Monument®	Shale Grey™	Pale Eucalypti®
134211	134208	134209	134212

## Installation guidelines

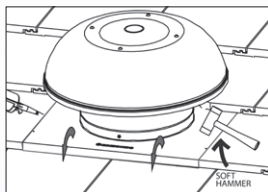
### Tiled roof



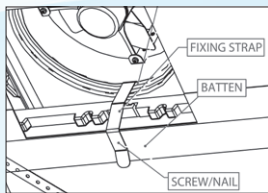
Select position no higher than three tiles down from the ridge. Position and mark out tiles to be removed or cut.



Remove single tile and cut other tiles as required. If the roof is sarked, cut and fold sarking to provide a 300mm opening.

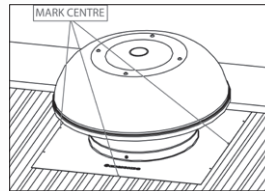


Slide under tiles above ventilator. Fold and form flashing to tiles below. Ensure no gaps greater than 3mm are present. Silicone beading can be applied for weatherproofing in non-BAL areas. **THIS CANNOT BE DONE IN BAL ZONES DUE TO COMBUSTIBLE NATURE OF SEALANTS.**

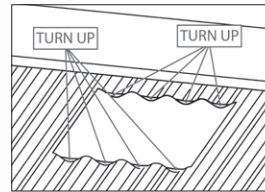


Use the fixing strap to secure the ventilator to the bottom batten.

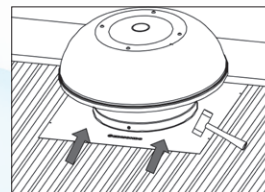
### Metal roof



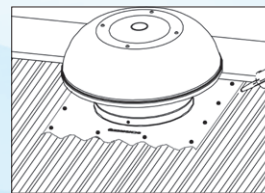
Select suitable position, slip the top edge of flashing under ridge cap and mark position. Back flashing must be used if positioned lower down on the roof.



Cut a 300mm square or round opening around centre of position marks. Turn up corrugations or pans on low and high sides to prevent water ingress.



Slip ventilator under ridge capping and form flashing into roof corrugations. In BAL zones ensure there are no gaps greater than 3mm.



Use silicone sealant in non-BAL zones. **NOT TO BE DONE IN BAL ZONES DUE TO COMBUSTIBLE NATURE OF SEALANTS.** Secure flashing with TEK screws or rivets along three exposed edges.

Detailed warranties, technical data sheets and installation instructions available at [edmonds.com.au](http://edmonds.com.au)

For more information call **1300 858 674**

CSR Edmonds  
Locked Bag 1345 North Ryde BC NSW 1670

Edmonds® is a registered trademark of CSR Building Products Limited ABN 55 008 631 356.

The COLORBOND® steel colour swatches and images shown in this brochure have been reproduced to represent actual product colours as accurately as possible. However, we recommend checking your chosen colour against an actual sample of the product before purchasing as varying light conditions and limitations of the printing process may affect colour tones. COLORBOND®, BlueScope,™ and © Colour names are registered trademarks of BlueScope Steel Limited.