

# Pool Fencing Guide

Toughened Glass and Stainless Steel Systems



# Installation Recommendations

## SEMI FRAMELESS POSTS AND QUIKWIRE SYSTEMS – Installation Requirements

SURFACE	FIXINGS	FOOTING	EMBEDMENT	EDGE DISTANCE
CONCRETE	8mm Galvanised threaded rod. Nut and washer to suit. Chemical anchor.	100mm concrete slab or 400 x 400 x 400mm footing	90 mm minimum	125mm to rod centre
TIMBER	8mm galvanised bolt or baton screw	2 x 90 x 45mm F17 hardwood joist	90 mm minimum	10mm to bolt or screw centre

## CHANNEL SYSTEM – Installation Requirements

SURFACE	FIXINGS	FOOTING	EMBEDMENT	EDGE DISTANCE
CONCRETE	Concrete will form fixing	150mm concrete slab or 400 x 400 x 400mm footing	N/A	125mm
TIMBER	50 mm baton screws every 300 mm on sides and bottom	Encased in 45mm timber on sides and bottom	45mm	N/A

## MINI POST SYSTEM – Installation Requirements

SURFACE	FIXINGS	FOOTING	EMBEDMENT	EDGE DISTANCE
CONCRETE	8mm Galvanised threaded rod. Nut and washer to suit. Chemical anchor.	100mm concrete slab or 400 x 400 x 400mm footing	90 mm minimum	125mm to rod centre
TIMBER	8mm galvanised bolt or baton screw	<b>Stainless Steel.</b> 2 x 90 x 45mm F17 hardwood joist <b>Aluminium.</b> 3 x 90 x 45mm F17 hardwood joist	90 mm minimum	20mm to bolt centre

# General Information

### POOL FENCING COMPLIANCE SUMMARY

- Pool fencing must be at least 1200mm in height
- Any gaps must be less than 100mm
- Top of fence line must be 900mm away from any climable object outside the fence
- Gates must swing away from the pool and be self closing
- Gate latch must be mounted pool side
- For further information visit [www.standards.com.au](http://www.standards.com.au), [www.abcb.gov.au](http://www.abcb.gov.au) and your local council

If installed correctly the Highgrove range of pool fencing systems comply with the strict requirements of the relevant Australian Standards. Compliance certificates are issued on application – [info@highgroveglass.com.au](mailto:info@highgroveglass.com.au)

### CUSTOMER SERVICE

Please contact Highgrove or visit our website for the following services:

- Sales advice
- Technical advice
- Free quote service

### WARRANTY

Glass Panels – 5 years \*  
Components – 5 years \*

\* Excludes damage due to force or incorrect installation. Refer to website for full warranty conditions.

### AUSTRALIAN STANDARDS SUMMARY

AS 1926 - Swimming Pool Barriers  
AS 1288 - Glazing Installation Standards  
AS 2208 - Australian Standards For Safety Glass Manufacturing

PROUDLY SUPPLIED BY:



T 1300 387 552  
E [info@highgroveglass.com.au](mailto:info@highgroveglass.com.au)  
W [www.highgroveglass.com.au](http://www.highgroveglass.com.au)

# Fully Frameless Mini Post Pool Fence System



STAINLESS STEEL MINI POST POOL FENCE SYSTEM



ALUMINIUM MINI POST POOL FENCE SYSTEM

## FEATURES & BENEFITS

- Australian Standards compliant
- Easy DIY installation
- Modern design
- Available in Aluminium or Stainless Steel

## GLASS SIZES

GLASS SIZES	BUNNINGS NO.
1200 x 1300 x 12mm	1141220
1200 x 1200 x 12mm	1141222
1200 x 1100 x 12mm	1141223
1200 x 1000 x 12mm	1141224
1200 x 900 x 12mm	1141225
1200 x 800 x 12mm	1141226
1200 x 700 x 12mm	1141227
1200 x 600 x 12mm	1141228
1200 x 500 x 12mm	1141737
1200 x 400 x 12mm	1141738
1200 x 300 x 12mm	1141739

## BUNNINGS NO.

## COMPONENTS

### GATE AND HINGE PANELS:

- 1200 x 900 x 10mm (Gate) - 1141451
- 1200 x 900 x 10mm (Hinge) - 1141449

### MINI POSTS:

- Aluminium Post - 1141465
- Aluminium Post 6 Pack - 1141634
- Stainless Steel Post - 1141752

### HINGE & LATCH ITEMS:

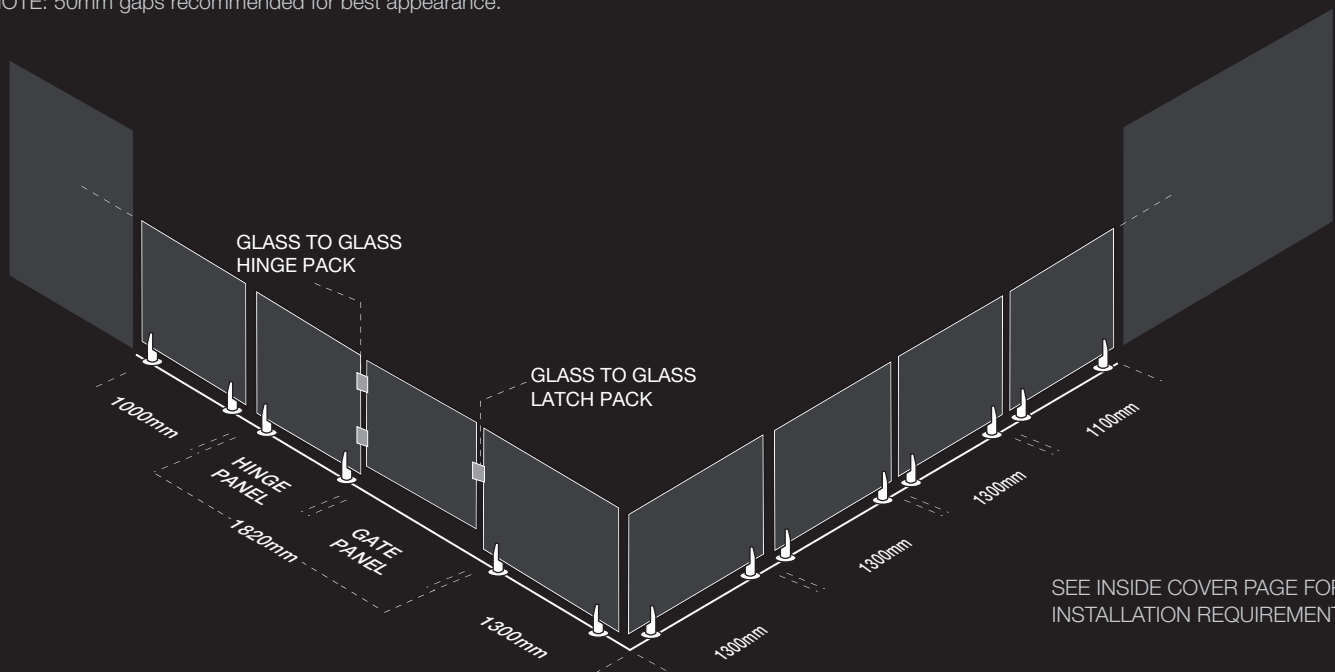
- Glass to Glass Latch - 1141372
- Glass to Glass Hinge - 1141371
- Wall to Glass Latch - 1141770
- Wall to Glass Hinge - 1141771

### ACCESSORY ITEMS:

- Install Kit - 1141369 - Gloves and Spatula

## EXAMPLE CONFIGURATION

NOTE: 50mm gaps recommended for best appearance.



SEE INSIDE COVER PAGE FOR  
INSTALLATION REQUIREMENTS

# Semi Frameless 930mm Post Pool Fence System

## FEATURES & BENEFITS

- Fully engineered system
- Australian Standards compliant
- Marine grade 316 stainless posts
- Easy DIY installation
- Modern design



SEMI FRAMELESS POOL FENCE SYSTEM

GLASS SIZES	BUNNINGS NO.
1200 x 1300 x 12mm	1141220
1200 x 1200 x 12mm	1141222
1200 x 1100 x 12mm	1141223
1200 x 1000 x 12mm	1141224
1200 x 900 x 12mm	1141225
1200 x 800 x 12mm	1141226
1200 x 700 x 12mm	1141227
1200 x 600 x 12mm	1141228
1200 x 500 x 12mm	1141737
1200 x 400 x 12mm	1141738
1200 x 300 x 12mm	1141739
1200 x 900 x 10mm (Gate)	1141234

## COMPONENTS



Join - 1141740

Corner - 1141743

End - 1141741

**HINGE & LATCH POSTS:**  
1250mm Long. Hinges and Latches pre installed.

Hinge Post - 1141233  
Latch Post - 1141232  
Cnr Hinge Post - 1141452

**INGROUND POSTS:** Extra 400mm footing.  
No base plate attached.

Join - 1141377  
Corner - 1141379  
End - 1141380  
Latch - 1141381  
Hinge - 1141382

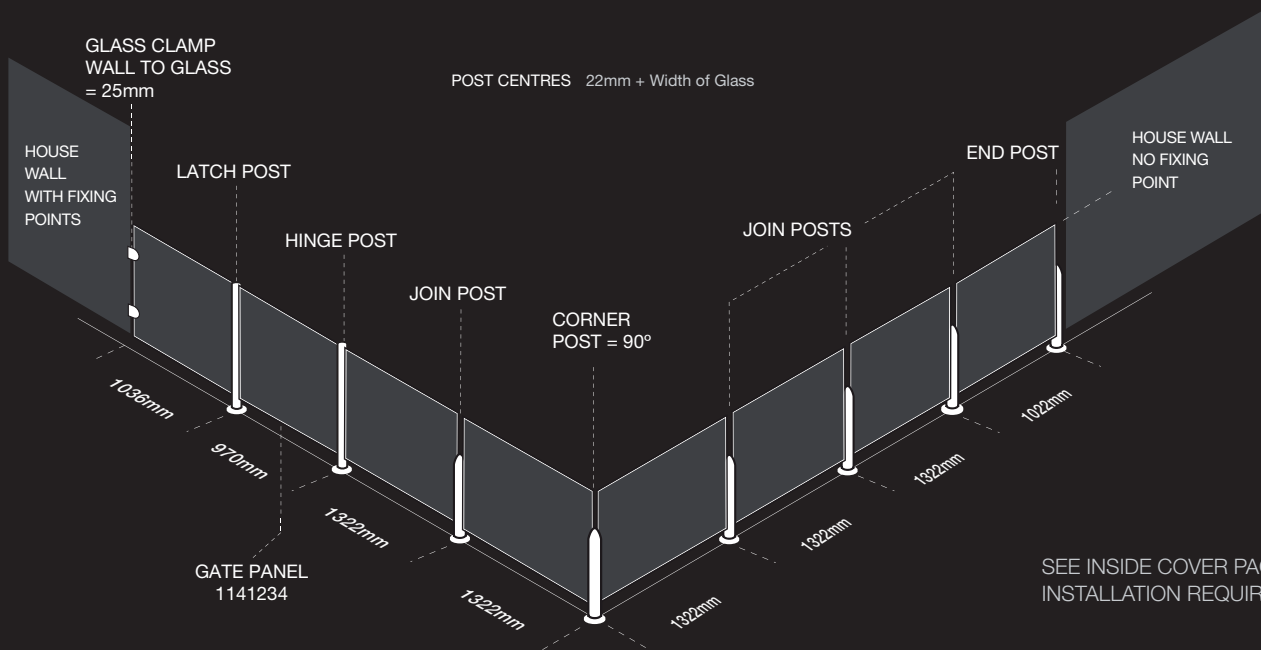


**GLASS CLAMPS:**  
Flat surface - 1141749  
Round surface - 1141751

**ACCESSORY ITEMS:**  
Install Kit - 1141369  
2 X Gloves and Silicone Spatula  
Glazing Block - 1141450  
Highgrove Silicone - 1141 364

## EXAMPLE CONFIGURATION

NOTE: Measurements are from post centre to post centre or end point.



SEE INSIDE COVER PAGE FOR  
INSTALLATION REQUIREMENTS

# Fully Frameless Channel Pool Fence System



CHANNEL POOL FENCE SYSTEM

## FEATURES & BENEFITS

- Fully engineered system
- Australian Standards compliant
- Inground Channel system
- Easy DIY installation
- Modern design

## GLASS SIZES


## BUNNINGS NO.

1300 x 1200 x 12mm	1141220
1300 x 1100 x 12mm	1141387
1300 x 1000 x 12mm	1141388
1300 x 900 x 12mm	1141373
1300 x 800 x 12mm	1141374
1300 x 700 x 12mm	1141375
1300 x 600 x 12mm	1141376
1150 x 900 x 10mm (Gate)	1141389
1300 x 900 x 12mm (Hinge)	1141385

## COMPONENTS

### HINGE & LATCH ITEMS:

- Glass to Glass Latch – 1141372
- Glass to Glass Hinge – 1141371
- Wall to Glass Latch – 1141770
- Wall to Glass Hinge – 1141771



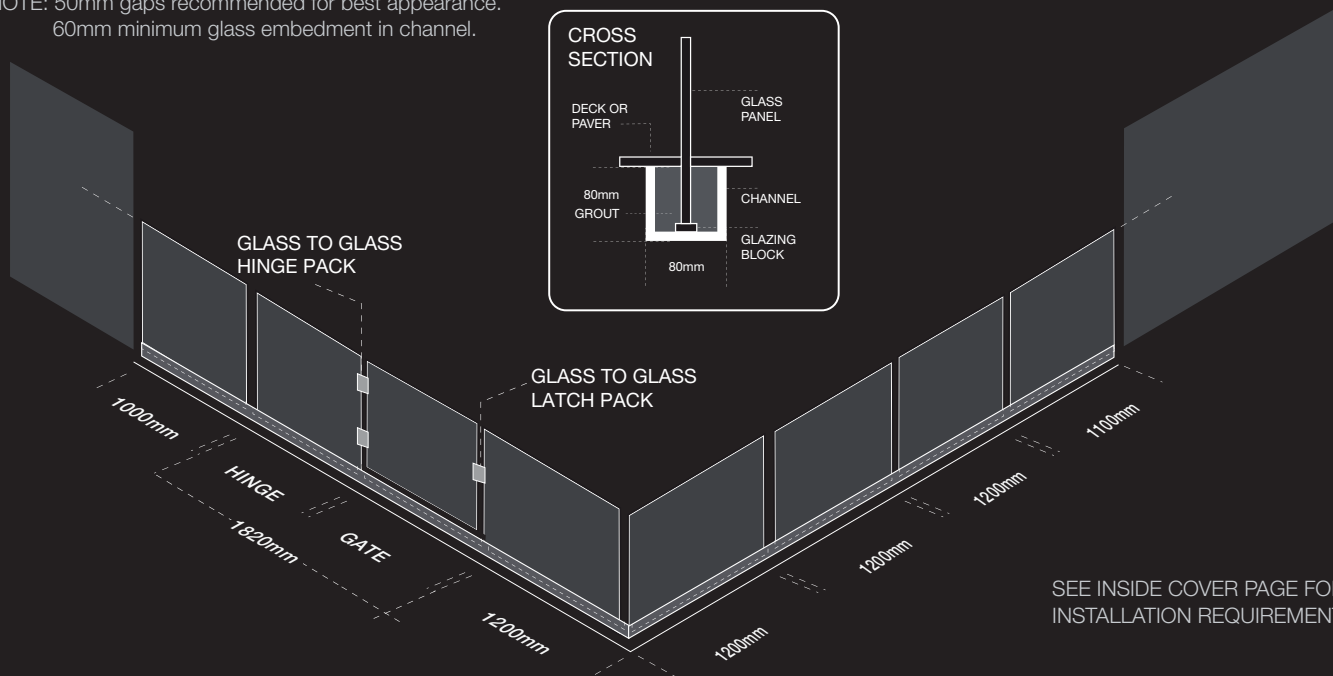
ALUMINIUM CHANNEL:  
1141370  
2975mm Length

### ACCESSORY ITEMS:

- Install Kit – 1141369 – Gloves and Spatula
- Glazing Block – 1141450 – Glass Support
- Lanko 702 Grout\* – 0967317 - Non Shrink
- Note. 1 bag of grout = 2 metres
- \*Available at Bunnings

## EXAMPLE CONFIGURATION

NOTE: 50mm gaps recommended for best appearance.  
60mm minimum glass embedment in channel.



SEE INSIDE COVER PAGE FOR  
INSTALLATION REQUIREMENTS

# Aluminium Post System

## 1250mm Pool Fence Post System



ALUMINIUM POOL FENCE SYSTEM

### FEATURES & BENEFITS

- Silver powder coated post
- Australian Standards compliant
- Easy DIY installation
- Modern design

GLASS SIZES	BUNNINGS NO.
1200 x 1300 x 12mm	1141220
1200 x 1200 x 12mm	1141222
1200 x 1100 x 12mm	1141223
1200 x 1000 x 12mm	1141224
1200 x 900 x 12mm	1141225
1200 x 800 x 12mm	1141226
1200 x 700 x 12mm	1141227
1200 x 600 x 12mm	1141228
1200 x 500 x 12mm	1141737
1200 x 400 x 12mm	1141738
1200 x 300 x 12mm	1141739
1200 x 900 x 10mm (Gate)	1141234

### COMPONENTS

1250mm POWDER COATED POST:



Join - 1141744



Corner - 1141746



End - 1141745

8mm GATE: Can be used on this system.

8mm Glass Panel, 1200 x 1000mm - 1141747

8mm Glass Gate, 1200 x 900mm - 1141748

LATCH & HINGE PACKS:

Wall to Glass Latch - 1141770

Wall to Glass Hinge - 1141771



GLASS CLAMPS:

Flat surface - 1141749

Round surface - 1141751

ACCESSORY ITEMS:

Install Kit - 1141369

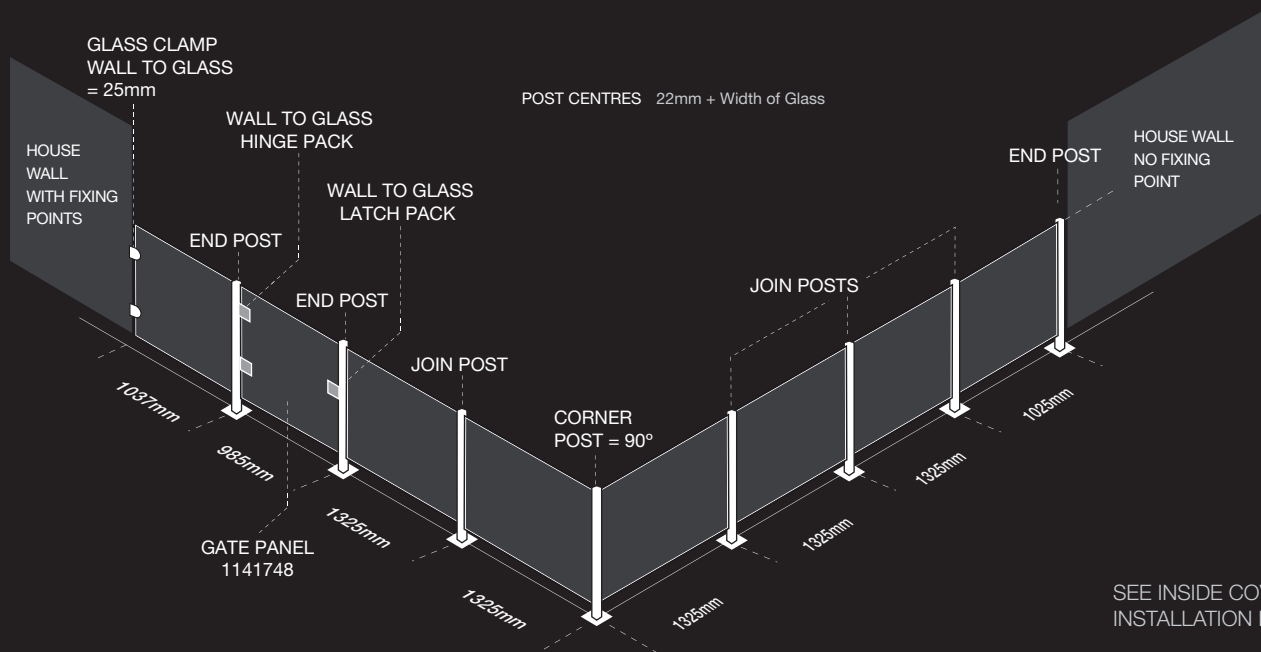
2 X Gloves and Silicone Spatula

Glazing Block - 1141450

Highgrove Silicone - 1141 364

### EXAMPLE CONFIGURATION

NOTE: Measurements are from post centre to post centre or end point.



SEE INSIDE COVER PAGE FOR  
INSTALLATION REQUIREMENTS

# Quikwire

## Stainless Steel Pool Fence System



POOL FENCE PANEL & POST


### FEATURES & BENEFITS

- Fully engineered system
- Australian Standards compliant
- Marine Grade 316 Stainless Components
- Easy DIY installation
- Modern design
- Panels require assembly

### COMPONENTS



1141758  
Pool Fence Panel  
1170 x 1240mm



1141753  
Gate Panel

NOTE: Gate requires latch. 4150653 (D&D)

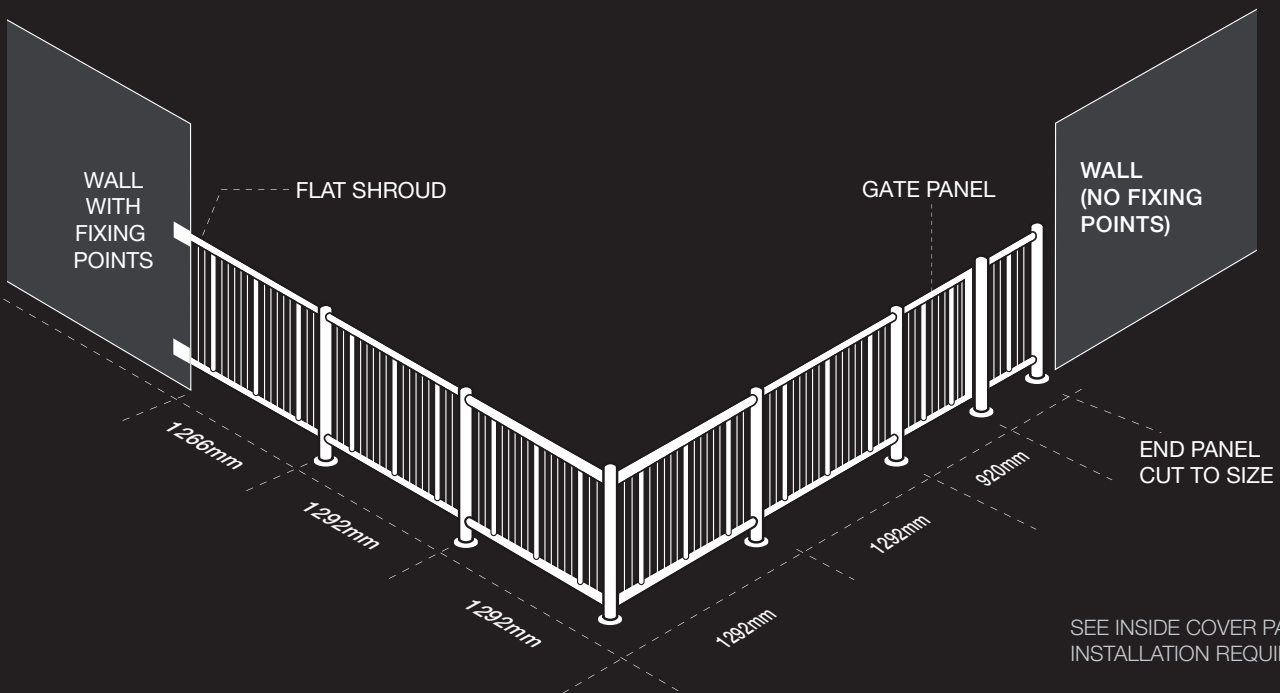


1141757  
1250mm Post

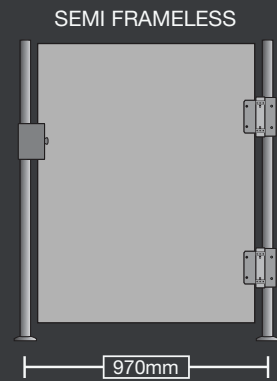
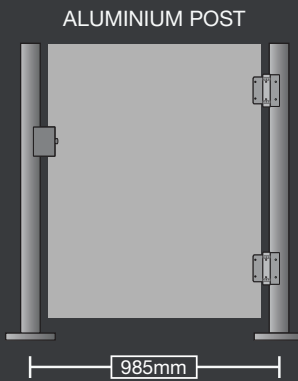


1141755  
Flat Shroud

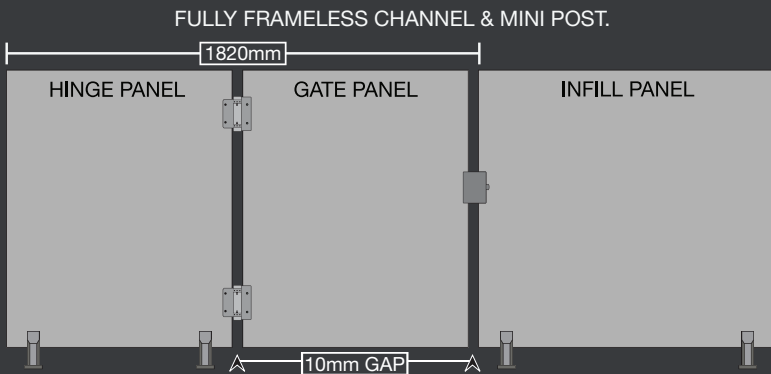
### EXAMPLE CONFIGURATION



# Gate Spacing Details



**NOTE:** MEASUREMENTS ARE FROM POST CENTRE TO POST CENTRE



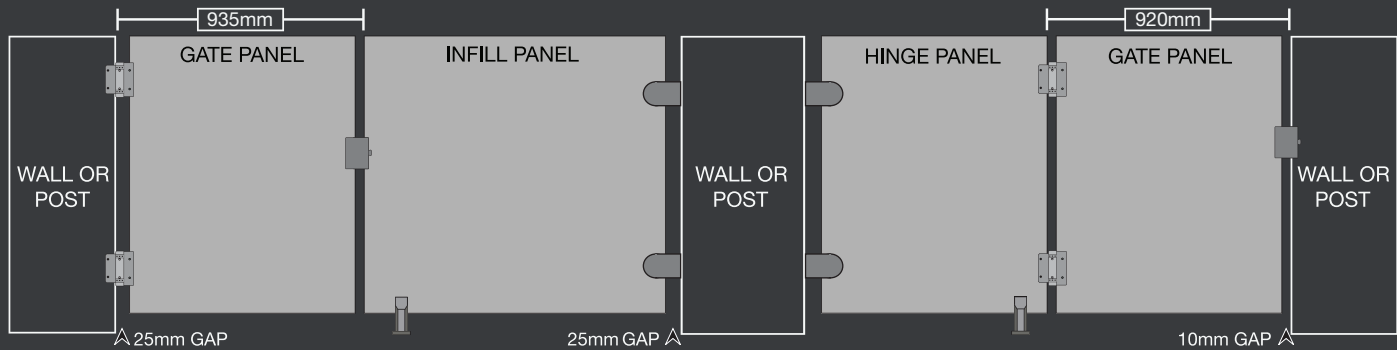
MINI POST SPACING CHART.

Panel Size	Edge of Glass to Post Centre	Post Centre to Post Centre
1200 x 1300 x 12mm	150mm	1000mm
1200 x 1200 x 12mm	150mm	900mm
1200 x 1100 x 12mm	150mm	800mm
1200 x 1000 x 12mm	150mm	700mm
1200 x 900 x 12mm	150mm	600mm
1200 x 800 x 12mm	150mm	500mm
1200 x 700 x 12mm	150mm	500mm
1200 x 600 x 12mm	150mm	400mm
1200 x 500 x 12mm	50mm	300mm
1200 x 400 x 12mm	50mm	200mm
1200 x 300 x 12mm	50mm	200mm

GLASS TO GLASS LATCH & HINGE - 10mm gap between glass panels

**NOTE:** LATCH STRIKE PLATE CLAMPS ONTO ANY PIECE OF GLASS AFTER THE GATE. NO HOLES ARE REQUIRED.

# Glass to Wall Hinge, Latch Pack and D-Clamp Spacing



GLASS TO WALL HINGE - 25mm gap between wall and gate  
D-CLAMPS - 25mm gap between wall or post

GLASS TO WALL LATCH - 10mm gap between gate and wall

# Highgrove Glass Balustrade

As well as Pool Fencing, Highgrove Glass Solutions also offer a range of fully engineered balustrade systems. For more information please check our website.

**Fully Frameless**  
Channel Balustrade System

**Quikwire**  
Timber Insert Balustrade System

**Quikwire**  
Stainless Steel Balustrade System

**Semi Frameless 600mm**  
Post Balustrade System

GLASS SIZES	BUNNINGS NO.	GLASS SIZES	BUNNINGS NO.
1100 x 1200 x 12mm	1141847	960 x 1100 x 12mm	1141836
1100 x 1150 x 12mm	1141848	960 x 1050 x 12mm	1141837
1100 x 1100 x 12mm	1141850	960 x 1000 x 12mm	1141838
1100 x 1050 x 12mm	1141851	960 x 950 x 12mm	1141839
1100 x 1000 x 12mm	1141852	960 x 900 x 12mm	1141840
1100 x 950 x 12mm	1141853	960 x 850 x 12mm	1141841
1100 x 900 x 12mm	1141854	960 x 800 x 12mm	1141842
1100 x 850 x 12mm	1141855	960 x 750 x 12mm	1141843
1100 x 800 x 12mm	1141856	960 x 700 x 12mm	1141844
1100 x 750 x 12mm	1141858	960 x 650 x 12mm	1141845
1100 x 700 x 12mm	1141859	960 x 600 x 12mm	1141846
1100 x 650 x 12mm	1141860		
1100 x 600 x 12mm	1141861		