



# Earl's MulTflex®

## Exterior Flexible Filler

Timber and Masonry

-  Flexible - Ideal for repairing render
-  Won't crack with vibration
-  For exterior use

### Single pack exterior grade flexible filler for any job

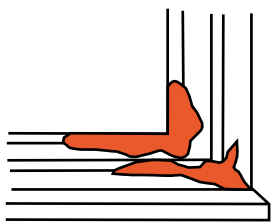
Earl's MulTflex is a unique all purpose, single pack adhesive flexible filler and is suitable for repairing brick, timber, plaster board, metal, gutters, around pipes, glass, etc. It is suitable for many exterior jobs that need a flexible filler. Use Earl's MulTflex on decks, window frames etc to repair rotten timber and masonry. Ideal for render repairs.

Our unique formulation is unaffected by temperature and won't crack with vibration and can be painted to match surrounds when dry.




### Earl's MulTflex® for timber and masonry

Ideal for render repairs



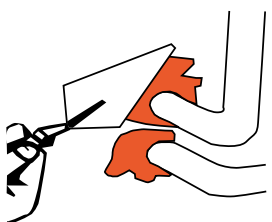
#### Patching

Cut away decayed wood (or use Earl's Wood Hardener) until only sound timber is left. Earl's MulTflex is easily moulded into the shape of the original timber and makes for the perfect repair if smoothed and painted.



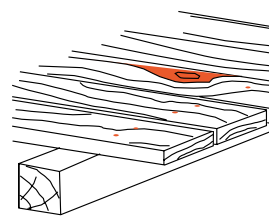
#### Rotted Timber

Use Earl's MulTflex just like putty. Earl's MulTflex is more resistant to rain than putty and will never shrink, crack or fall out once applied. To remove Earl's MulTflex from broken glass, soften with a blow lamp. To repair rotten wood, use Earl's Wood Hardener



#### Masonry Fillings

Earl's MulTflex is ideal for sealing around pipes because it won't crack with temperature changes and vibration. For central heating pipes no longer than 6 metres, wind plastic foil e.g. polythene sheet, around pipe to allow movement through seal when heating up and cooling down.



#### Timber Imperfections

Use Earl's MulTflex for filling nail holes and repairing knot holes, etc on decks. Add the colourant to the Earl's MulTflex to match. Fill holes not more than 5mm at a time. Fill and allow to dry.

## Application tips for applying Earl's MulTflex successfully

- Always stir vigorously before use.
- To make Earl's MulTflex more workable you can add a few drops of water - but only a few drops.
- For a satin smooth finish, smooth the final application of Earl's MulTflex with a wet knife or brush.
- When using as a filler remember Earl's MulTflex sets very hard. To avoid excessive rubbing down, do not overfill the hole. For smoothing off when set, rub down with dry emery paper
- With deep holes, apply Earl's MulTflex in several thin layers (max. 6mm) rather than one thick one.  
Drying time: 2 hours.
- Frost does not affect Earl's MulTflex when set but Earl's MulTflex should be stored in a frost-free place and should not be used when the temperature is below 5°C.

Note: for interior jobs, use Timbermate Water-Based Wood Filler. For jobs which require a very smooth finish we recommend Earl's MulTfill.

## Product code & barcode numbers

Product Code	Colour	Size	Barcode
MF05	White	500g	9315284532484
MF1	White	1kg	9315284532491
MF5	White	5kg	9315284532507
MF15	White	15kg	9315284532514

