

Start-up Guide

Freecall (AUS) 1800 069 486
(NZ) 0508 069 486

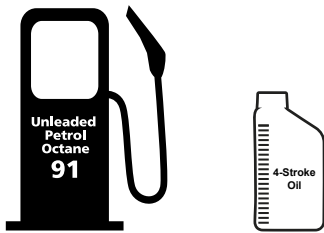
www.ozito.com.au



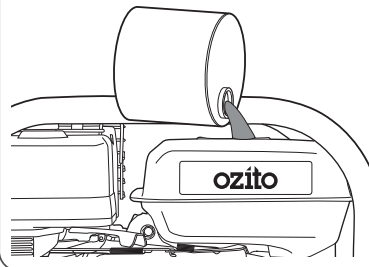
PTP-165

1. The PTP-165 is a 4 stroke Transer Pump and before starting requires...

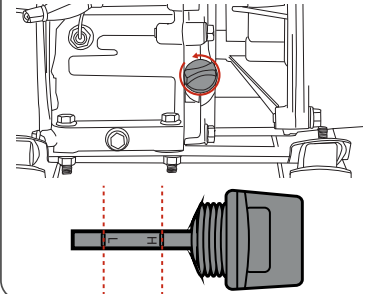
- Fuel
Use **91 Octane** Unleaded Petrol
- Oil
Use **SAE10W30** or **5W30 4-Stroke** Oil.



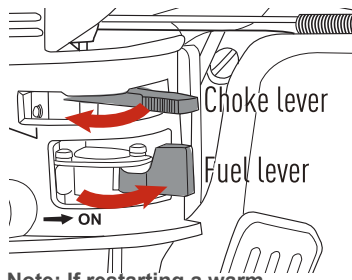
2. Remove the fuel cap and pour unleaded petrol (91 RON). Do not overfill the fuel tank. Do not use ethenol blended fuels. Fuel tank capacity is 3.6L. After refuelling, make sure the fuel cap is closed properly and securely.



3. Unscrew the dipstick and fill the oil tank until it reaches the max indicator on the dipstick. Oil tank capacity is 0.60L. Ensure the dipstick is screwed back on once filled.

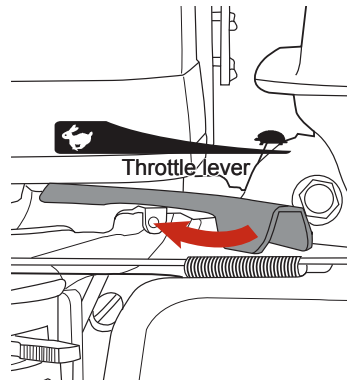


4. Move the choke to the left (closed position) and the fuel lever to the right (ON position).

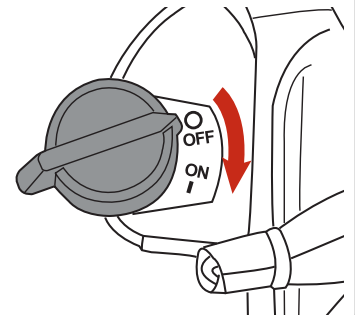


Note: If restarting a warm engine, move choke lever right (open position).

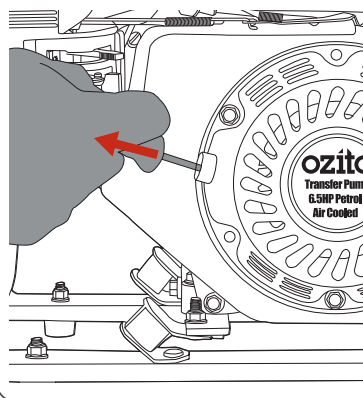
5. Move the throttle to the left (fast position).



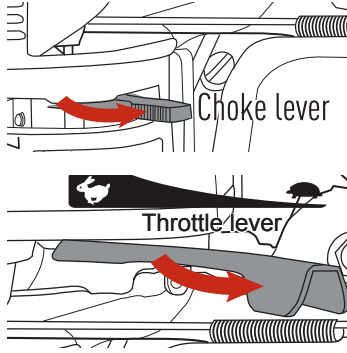
6. Turn the engine on/off switch to the ON (I) position.



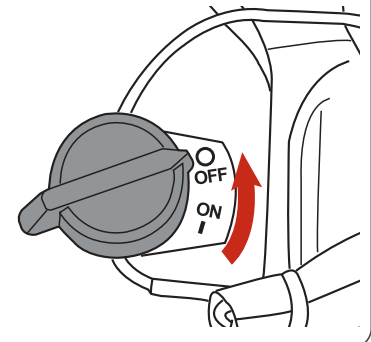
7. Pull recoil starter until engine starts.



8. Once started move the choke to the right (open position) and the throttle lever to the right (slow position) and idle for 3min.



9. To stop the engine, decrease the speed of the engine and turn the on/off switch to the OFF (O) position.



Note: This is a guide only, please ensure you read and understand the instruction manual.