

bellessi

Splashbacks for Kitchen, Bathroom & Laundry



Available at
BUNNINGS
warehouse

Take This Brochure to the Special Orders Desk to place an order

BELLESSI IS EXCLUSIVE TO BUNNINGS

PHONE 1800 45 47 44
ENQUIRIES ENQUIRIES@BELLESSI.COM.AU
ORDERS ORDERS@BELLESSI.COM.AU
ONLINE WWW.BELLESSI.COM.AU



MANUFACTURED IN AUSTRALIA BY



37 Hosie Street, Bayswater VIC AUS 3153
Telephone: (613) 8720 7600
Facsimile: (613) 9729 5197
Email: cme@composite.com.au



bellessi

Bellessi is manufactured in Australia using the latest colour production technology that will enhance your living space.

Bellessi adds colour for life!

It's light weight, cost effective and very easy to install as you can cut, drill, shape on site saving you time and money during installation.

It is 50% lighter than glass and 25 times more impact resistant therefore it is the logical alternative to custom glass.

On average Bellessi can reduce renovation time by more than four weeks when compared to a custom glass install as all of the finishing work is completed on site. You don't need expensive high end specialist tools or installers so almost anyone can install their own splashback saving time and money.

Bellessi is a highly engineered polymer that is abrasion resistant and will not grow bacteria.

It is perfect for use in kitchens, laundries, bathrooms, virtually any indoor vertical surface.

It has the highest chemical resistance in it's class.

You will be confident in the knowledge that should you scratch your panel Bellessi is completely repairable. Scratches can be easily repaired and removed by sanding and polishing them out.


You will be cleaning your shower or splashback much less as it won't grow bacteria, mould or build up soap scum. Simply and effortlessly clean your panels with warm soapy water.

Bellessi offers one of the largest ranges of panel sizes so you will be able to suit any space with our offer.

Yes Bellessi splashback can be used behind your cooktop. See our installation guide for information on this.

Bellessi

Splashback: Beach Circles



A splashback or decorative feature panel gives the ultimate finish to your living space.

Often when designing a kitchen the finishes used can revolve around the splashback when chosen first.

Bellessi is ideal for DIY'ers due to ease of installation when compared to the costs and hassles associated with custom glass.

Bellessi is the ultimate way to bring life to your kitchen, bathroom, shower area or entertaining space. In fact it will bring colour to your life in almost any vertical surface.

The Range

Motiv

A revolutionary way to bring life to your home. A set range of designer images that will be the envy of everyone.

Custom Colour

The Dulux colour range. Ask a Bunnings team member how we can produce almost any colour.

Vibrant Series

We have 20 vibrant colours giving you the quickest turn-around time. A wonderful feature in this range is our metallic colours with a beautiful finish without the costly price.

Polymer: Vibrant/Custom Colour

Standard Sheet Size

Width	Length	Thickness
1220mm	2440mm	4mm/6mm
1220mm	3050mm	6mm

Shower Wall Sheet Size

Width	Length	Thickness
920mm	2000mm	4mm/6mm
900mm	2440mm	4mm
1220mm	2000mm	4mm/6mm

Splashback Sheet Size

Width	Length	Thickness
725mm	1200mm	6mm
725mm	2440mm	6mm
725mm	3050mm	6mm
600mm	3050mm	6mm
600mm	3600mm	6mm

Polymer: Motiv Design

Standard Sheet Size

Width	Length	Thickness
725mm	2440mm	6mm

Shower Wall/Wall Panel Size

Width	Length	Thickness
920mm	2000mm	6mm
1220mm	2000mm	6mm
1220mm	2440mm	6mm

Glass Filler Panels: Vibrant/Custom Colour

Standard Sheet Size

Width	Height	Thickness
600mm	200mm	6mm
600mm	650mm	6mm
600mm	730mm	6mm
900mm	200mm	6mm
900mm	650mm	6mm
900mm	730mm	6mm

Glass Filler Panels: Motiv Design

Standard Sheet Size

Width	Height	Thickness
600mm	650mm	6mm
600mm	730mm	6mm
900mm	650mm	6mm
900mm	730mm	6mm

Custom Glass

We offer custom glass filler panels the width of your cooktop to a maximum dimension of:





Width	Height	Thickness
1200mm	1200mm	6mm

Ask a special orders team member how to order a custom glass panel.

5 Metallic

METALLIC COLOURS



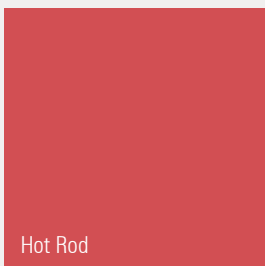


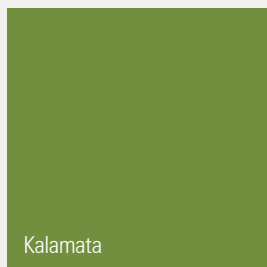

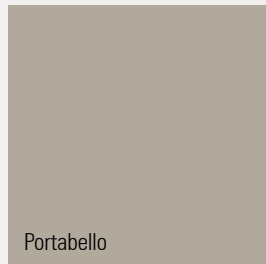
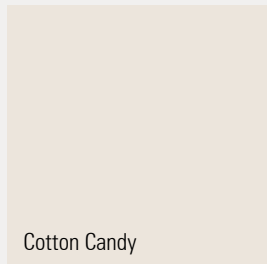
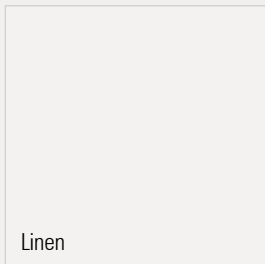

Bellessi is the only Polymer supplier to offer Metallics giving you a luxurious designer look with out the costly price tag.



+

15 Solid Colours

SOLID COLOURS



Colours in a printed brochure can look different than in real life. Everything possible will be done to deliver the best match however due to the nature of paint compared to print a perfect match cannot be guaranteed every time. Please take this into consideration when ordering your Bellessi panel.

Ask a Bunnings team member
how we can produce your chosen
panel in almost any colour!



*After a
custom colour?*

Select any non metallic Dulux colour of your choice from the thousands available. Fill in the relevant details on the order form and your panel will be produced in the custom colour you desire.

Note : Special order colours can vary slightly from the original sample and from each batch. At times they can be difficult to match due to the age of the original product and the lighting effect in the original location. In particular when using the glass colour matched panel system, slight colour differences can occur between the glass and polymer panels due to the nature of glass composition. Your Dulux colour chip sample is printed as a matt finish while Bellessi will always be finished as a gloss therefore presenting a difference in your home to the colour matched sample.

Everything possible will be done to deliver the best match however due to the above factors a perfect match cannot be guaranteed every time. A Bellessi custom colour panel is a great way to change your space and we are sure you will enjoy the look for years to come.

Splashback: Portabello

Island Back Panel: Winter Breeze





Bellessi Motiv is a revolutionary way to bring life to your kitchen, bathroom, shower, basically any vertical indoor living space.

With the same quality and features of all other Bellessi products Motiv will offer a modern designer look without the costly price tag of similar products.

Motiv will be the envy of your friends making any space a feature of your home. Motiv is an investment not just in a great product but is also an investment in your home.

Bellessi Motiv can be installed directly behind any electric, induction or ceramic cooktop.

When installing behind gas simply use one of the glass filler panels the width of the cooktop and your image will flow seamlessly from your polymer through the glass. With this system your Motiv panel can still be installed by almost anyone—a unique feature of this designer range.


bellessi
motiv

When deciding on your Motiv design be mindful of your install area.

You may lose your favorite section of your chosen image due to a window or over head cupboard cut out. Also take into account your overall length as we don't cut to size. You could lose the end section of your design when trimming to suit your space.

Splashback: Skyline

Utilizing the glass filler panel



The Motiv Range



Blue Horizon



Green Horizon



Blue Drops



Purple Drops



Life's a Blur



Herringbone



Blue Storm



Dust Storm



Beach Circles



Fossil



Latte Steam



Desert



Whitewash Boards




Allsorts Blue



Allsorts Green



Allsorts Yellow



Red Wall



White Wall



Turbulent



White Lady

40 Eye Catching
Designs

Colours in a printed brochure can look different than in real life. Everything possible will be done to deliver the best match however due to the nature of paint compared to print a perfect match cannot be guaranteed every time. Please take this into consideration when ordering your Bellessi panel.



Granite Sand



Sandy Desert




Granite Grey



Grey Gravel



Smoke Marble



Grecian Marble



Grey Marble



White Marble



Black Marble



Dandelion



Morning Dew



Green Grass



Winter Forest



Beach Dream



Cascades



Sunset Strands



Venice



Manhattan Blues



Skyline



Manhattan Night

Where can I use it?

Kitchen splashbacks

Kickboards

Island back panels

Cupboard doors

Bath surrounds

Showers

Bathrooms

Internal feature walls

Laundries



Shower wall, vanity splashback, bath surround: Linen

Changing your splashback you can alter the look and feel of your living space dramatically preventing the need for further costly renovations.

This bathroom shows you how multiple sheets with the continuous image option can be used to great effect.

Remember all Bellessi products are not just an investment in a great product, they are an investment in your home



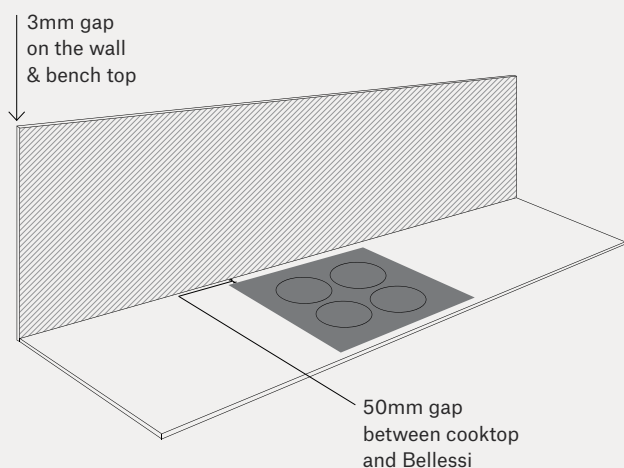
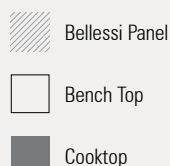
Shower wall: Dandelion

Using Bellessi Behind Cooktops: *Induction/Electric/ Ceramic/Gas*

Induction, Electric & Ceramic Cooktops*

Bellessi is used directly behind electric and induction cooktops, reducing time and hassles associated with custom glass splashbacks.

Bellessi's engineered polymer is durable and repairable at the same time.

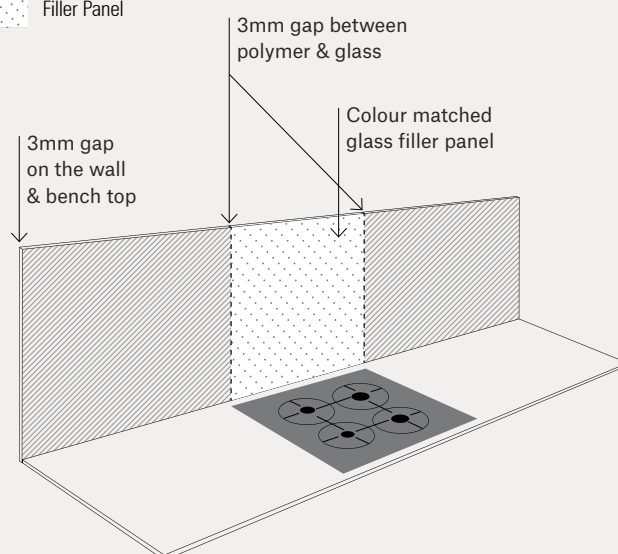
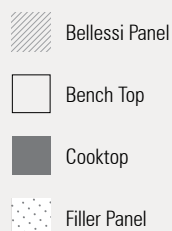


Gas Cooktops*

Australian standards require the use of a non-combustible material the width of your cooktop at a minimum height of 150mm.

To assist with this type of installation we offer colour matched glass panels that can be easily installed directly behind your gas cooker to the height of your range hood. See our range list for the standard sizes available.

Custom size glass panels are available as a special order the width of your cooktop to the height of your range hood.



* Warranty will be void if Bellessi comes into direct contact with cooking apparatus or exposed to prolonged radiant heat and not installed as per manufacturers specification. Please refer to website for full installation manual and warranty.

Installation Guide

Bellessi can be installed by almost anyone. It is quick and simple to work with and will change the look of your room in no time at all.

A renovation project using Bellessi can be completed in a fraction of the time when compared to using tiles or custom glass. In some cases you can even install your Bellessi panels over existing tiles shortening installation times even further.

Cutting

You can cut your Bellessi panel using a circular saw, jigsaw, laminate trimmer. You must use blades suitable for cutting aluminum or acrylic. Your circular saw blade must have a minimum 56 teeth.

Routing

You can also use a router to cut, trim or do cut outs however you must change the cutting bit suitable for acrylic only.

Drilling

When drilling into a Bellessi panel use a multi purpose drill bit. Where a hole saw is required always change the pilot drill to this type of bit.

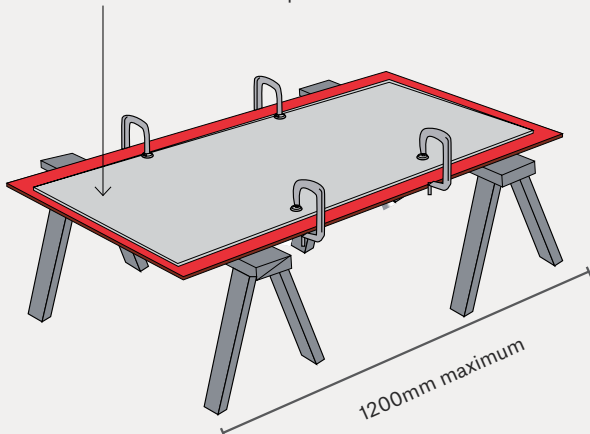
Cleaning

There is no need for harsh chemicals when cleaning Bellessi, you can use warm soapy water to wipe away any dirt, mould, soap scum etc.

Expansion

Bellessi panels require a 3mm expansion gap to be left between sheets and any solid surface. You can use 3mm tile spacers to give you the correct spacing where required.

Support Bellessi Panel back on plywood or MDF sheet or solid work top.



Installation

Always use good quality neutral cure clear silicone when adhering your panel to the wall. A good tip is to use small pieces of double sided Scotch permanent tape 25mm W x 50mm L in each corner to hold your panel in place while your silicone cures over night.

You must always leave a 3mm expansion gap between any surface or adjoining Bellessi product.

Protective film

Each polymer panel has a protective film on the front and rear. Once you have cut your panel to size remove the rear film before applying silicone and installing.

Always leave the front film on until you have completed your installation. This will make clearing up silicone easier and prevent any potential damage.

Tools & Equipment to Assist

Marker	Neutral cure translucent silicone
Straight edge	Trestle table or work bench
Tape measure	Sanding block
Carpenters square	Wet and dry sand papers
Caulking gun	Double sided tape
Circular saw	3mm tile spacers
Drill	Appropriate task related PPE (Personal Protective Equipment)

Ordering is as easy as A, B & C

How to Order Bellessi Motiv

If you are installing your Bellessi Motiv splashback behind a gas cooktop you will need a glass filler panel.

When measuring for your splashback and filler panel please ensure you supply all dimensions for each section also including your overall length.

See diagram below

If you are ordering one standard splashback your Motiv design will be produced in lengths of 2440mm plus the additional width of your glass filler panel.

Many of our Motiv designs can be produced with a continuous image giving you the ability to run your design through multiple panels allowing you to cover larger areas in your home. Please tick the continuous image box on your order form when this is required.

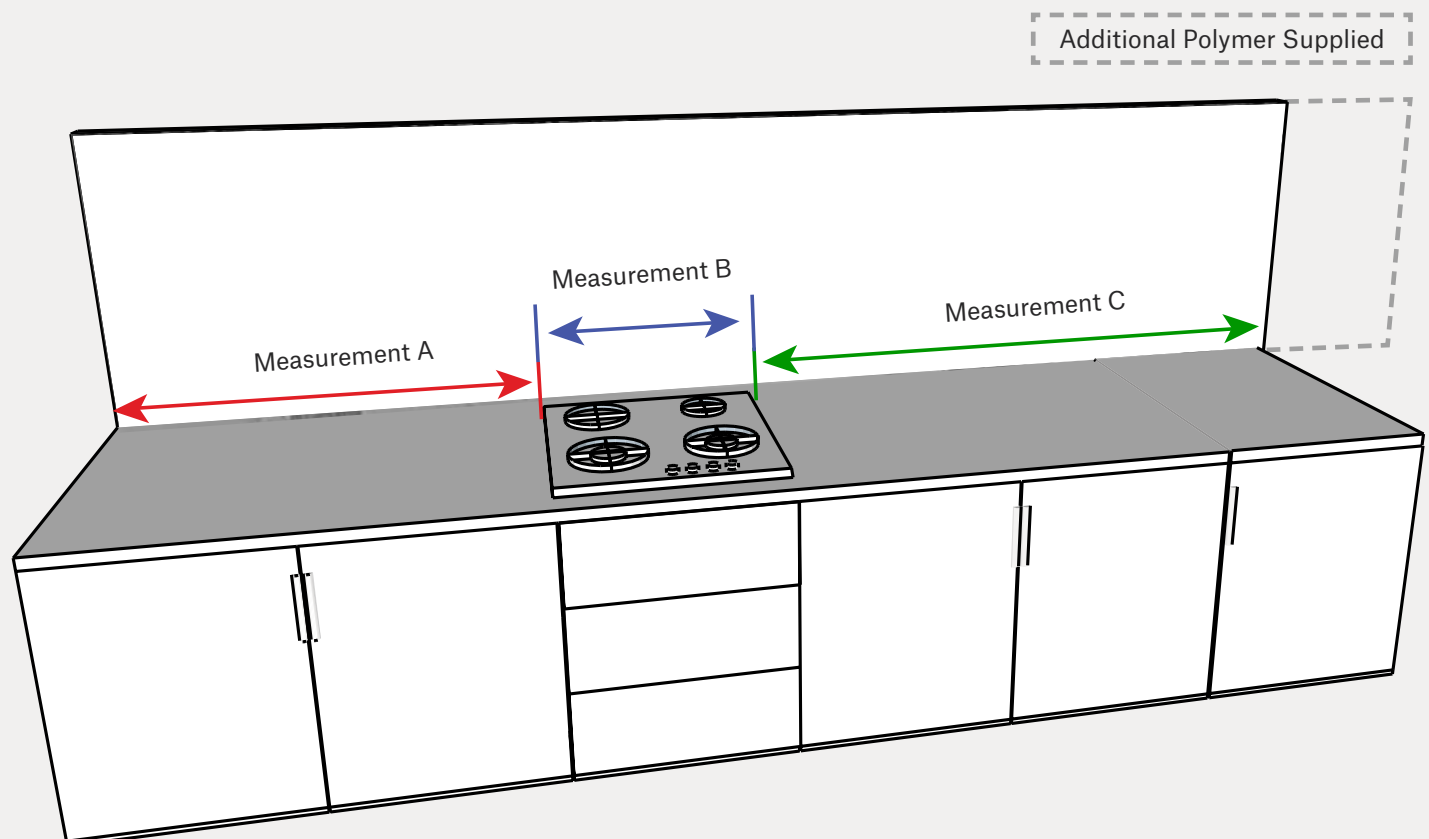
See Designs page for the images that can be produced continuously.

Section	Measurement	Material
A	920mm	Polymer
B	600mm	Glass
C	1320mm	Polymer

Note: Piece C will be supplied as 1520m. This is the remaining Polymer left over from the 2440 panel - we always supply what is left over and do not cut to size.

Please keep in mind when you are ordering Motiv with the glass filler panel as mentions the overall design length will increase including the dimensions of the glass. At times this may cause the loss of a favourite section of your image due to trimming during installation.

When installing always leave a 3mm gap for expansion between any panels or solid surface like walls and bench tops.



Key Features of the Complete Bellessi Splashback Range

Unique, high-tech polymer

Adhere with a clear neutral cure silicone

Highest chemical resistance in category

Higher heat distortion (up to 80° Celsius)

10-year UV warranty

Easy to clean & maintain:
soap & mould won't build up

Striking high gloss finish for an eye
catching result

Perfect for use in kitchens, bathrooms
& laundries

Colour matched glass panels available—
speak to your Bunnings team member

Extremely durable—abrasion resistant

Sanitary grade polymer

25 times more impact resistant
than glass

50% lighter than glass, resulting
in a much quicker installation time

All Bellessi polymer panels can be
cut, drilled, planed & polished on-site
—the perfect DIY splashback

Scratches can be polished out

No grout lines (unlike tiles), making
it easier to clean

Environmentally friendly: recyclable/
lower energy than glass to produce

100% recyclable

Builders have on-site control

bellessi

Available at
BUNNINGS
warehouse

Take This Brochure to the Special Orders Desk to place an order