



REINFORCED CONCRETE RETAINING WALLS

DIY CONCRETE SLEEPER & GALVANISED STEEL POST RETAINING WALL SYSTEM



Available at
BUNNINGS
warehouse

RIDGI.COM.AU

Take This Brochure to the Special Orders Desk to place an order



RIDGI REINFORCED CONCRETE SLEEPERS

When you do-it-yourself with RIDGI you're using a reinforced retaining wall system that has been designed, engineered and certified specifically for retaining walls, garden beds and edging up to a height of 900mm.

The RIDGI System comprises reinforced concrete sleepers and strong, long lasting 60UC hot dipped galvanised steel posts and fence brackets.

This means you won't have to worry about termites, rot or warping, and your RIDGI will stand the test of time. The RIDGI system has a 15 year warranty and is proudly Australian designed and manufactured by Aussie Concrete Products.


The variety of sleeper finishes enables you to easily get the look you want. Want to match your existing house colour scheme or landscape or get a timber look? The RIDGI sleeper finishes give you both - you can even paint them to match!



RIDGI REINFORCED CONCRETE SLEEPERS

Your RIDGI Reinforced Concrete Sleepers are engineer designed and reinforced, meaning they are strong and reliable. RIDGI Reinforced Sleepers come in a variety of designs, textures and finishes.

Many people love the Ironbark which looks like timber, or the smooth look that can be painted to match your existing colour scheme. All RIDGI Reinforced Concrete Sleepers are 150mm high by 1.5m long, and a sturdy 50mm thick, including internal reinforcing.



RIDGI RETAINING POSTS & FENCE BRACKETS

Designed to give lasting protection against weather and corrosion, RIDGI Retaining Posts and Fence Brackets are made from 60UC and 3mm hot dipped galvanised steel so they're stronger, last longer and are hassle free.

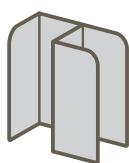
RIDGI Retaining Posts are colour coded and simple to use – Ender, Corner and Joiner posts are easily configured to create the perfect design. RIDGI posts are sold in a variety of heights to suit walls from 300 to 900mm high.

RIDGI Retaining Posts can also be fitted with RIDGI Fence Brackets, which are weight rated for Colorbond® fencing. This gives you the flexibility to begin building immediately above your wall, saving room and giving you a cleaner line.

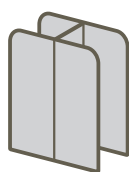
*up to a maximum of 1.8m high



ENDER



CORNER



JOINER



FENCE BRACKET

Fits all RIDGI Post heights

RIDGI PLUS+

RIDGI PLUS+ posts offer another level of customisation and longevity.

Featuring an attractive gun-metal, "hammered" finish, RIDGI PLUS+ are perfect for crafting a signature look that can elevate your RIDGI to the next level, or provide a streamline look to your design.



EASY-AS DESIGN & INSTALLATION GUIDE

WHAT YOU'LL NEED BEFORE YOU GET STARTED

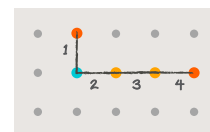
- ✓ Measuring Tape
- ✓ Level and String Line
- ✓ Shovel
- ✓ Steel Posts or Pegs
- ✓ Post Hole Digger
- ✓ RIDGI Planning Sheet (available at ridgi.com.au/plan).
- ✓ Quick set concrete
- ✓ Ag pipe and weed matting
- ✓ RIDGI Reinforced Sleepers of your choice
- ✓ RIDGI Retaining Posts

RIDGI
PLANNING
SHEET



1 DESIGN YOUR RIDGI

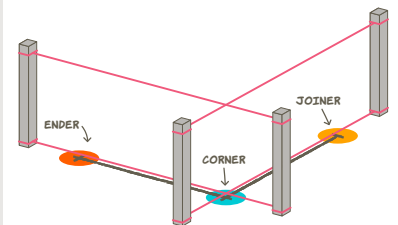
- Measure out and sketch your RIDGI using our Planning Sheet
- Count up the number and kinds of Retaining Posts you need, and decide on the finish of your Sleepers.



Wall Height 300mm	
Components	Qty
ENDERS	2
CORNERS	1
JOINERS	2
SLEEPERS	4x2=8

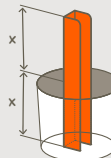
2 PREP YOUR SITE

- Clear and level your site area, making sure you leave 200mm clear behind the RIDGI – you'll need it for backfill.
- Hammer steel posts or pegs where your RIDGI will start and end.
- Run string lines between the pegs, top and bottom. Be sure the top string line shows the top height of your RIDGI. Use a spirit level to make sure everything is level.
- Start from one end and mark a cross on the ground at 1520mm intervals (this is where your holes will go).

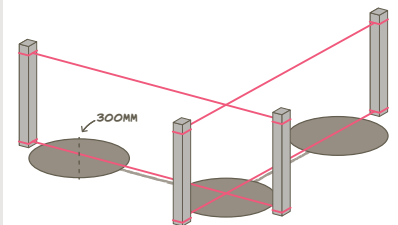


3 DIG YOUR HOLES

- At the marked spots, dig or auger your holes with a 300mm diameter. Remember – your holes have to be as deep as your RIDGI is tall to make sure it's strong!
- If you're installing RIDGI Fence Brackets, mark and drill your mounting holes for your bolts now.

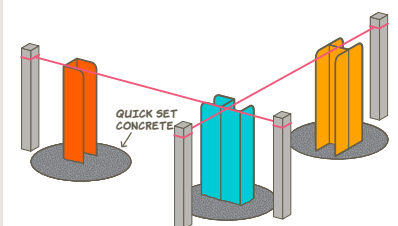


REMEMBER:
HOLES MUST BE AS DEEP AS YOUR WALL IS HIGH



4 SET THE POSTS

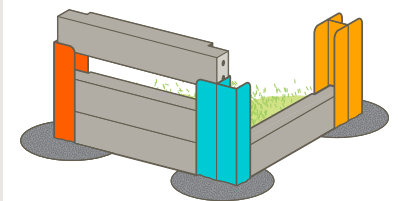
- Work with one hole at a time.
- Fill the hole with quick setting concrete and lower your RIDGI Retaining Post into it, ensuring it is straight and level with top string line.
- Set corner posts first and recheck post intervals before setting ender or joiner posts.



5 INSERT YOUR SLEEPERS

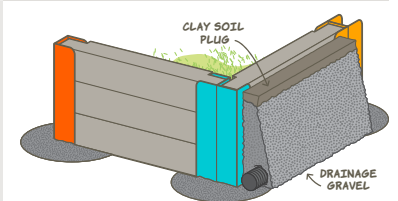
- Allow the post hole concrete to cure for 2 days before bolting* on your RIDGI Fence Brackets and sliding your RIDGI Reinforced Sleepers into place.
- If your ground is not level before you slide in the sleepers, consider laying a concrete pad between posts to ensure that sleepers are stacked up evenly.

*Bolts not included.



6 AG PIPE & BACKFILL

- Place 65mm ag pipe at the base of the back of the wall, then backfill with 20mm drainage gravel to 200mm from top of the wall.
- Fill to the top with a clay soil plug.





ORDER FORM

GET GOING ON YOUR RIDGI!

1 CHOOSE YOUR SLEEPERS

All sleepers are 150x50mm x1.5m

IRONBARK

ITEM NO 1080347

QTY NEEDED



SMOOTH

ITEM NO 1080327

QTY NEEDED



SANDSTONE

ITEM NO 1080434


QTY NEEDED



GUMTREE

ITEM NO 1080351

QTY NEEDED



THE ROCKS

ITEM NO 1080428

QTY NEEDED



2 SELECT YOUR POSTS



ORIGINAL											
WALL HEIGHT	POST HEIGHT	ITEM NUMBER	QTY NEEDED	WALL HEIGHT	POST HEIGHT	ITEM NUMBER	QTY NEEDED	WALL HEIGHT	POST HEIGHT	ITEM NUMBER	QTY NEEDED
300mm	600	1080333		300mm	600	1080338		300mm	600	1080343	
450mm	900	1080334		450mm	900	1080339		450mm	900	1080344	
600mm	1200	1080335		600mm	1200	1080340		600mm	1200	1080345	
750mm	1500	1080336		750mm	1500	1080341		750mm	1500	1080331	
900mm	1800	1080337		900mm	1800	1080342		900mm	1800	1080332	

RIDGI PLUS+							
WALL HEIGHT	POST HEIGHT	ITEM NUMBER	QTY NEEDED	WALL HEIGHT	POST HEIGHT	ITEM NUMBER	QTY NEEDED
300mm	600	1080408		300mm	600	1080424	
450mm	900	1080409		450mm	900	1080425	
600mm	1200	1080410		600mm	1200	1080405	
750mm	1500	1080412		750mm	1500	1080406	
900mm	1800	1080413		900mm	1800	1080407	

DON'T FORGET:

FENCE BRACKET*	ITEM NUMBER	QTY NEEDED
	1080353	

*RIDGI Fence Brackets are not supplied with bolts

*RIDGI PLUS+ does not come in a CORNER posts.

PLEASE NOTE MINIMUM ORDER VALUES APPLY

Please check with Special Orders team member to confirm direct delivery lead times and cost.

FOR MORE INFORMATION OR HELP WITH RETAINING WALLS ABOVE 900MM CALL AUSSIE CONCRETE PRODUCTS ON 07 3348 1200 OR VISIT AUSSIECONCRETEPRODUCTS.COM.AU

3 CONFIRM DELIVERY ADDRESS

NAME _____

ADDRESS _____

SUBURB _____ POST CODE _____

PHONE _____ MOBILE _____

EMAIL _____

