

Laundry and Kitchen Collection

Laundry Units | Insert Bowls | Kitchen Sinks | Mixer Taps





Project 30PP



Project 45SP



Project 45SS

Project Laundry Unit Range

Project Laundry Units with durable Australian made white polymer cabinets

Features include:

- Left or right hand opening door
- Internal floor
- 50mm plug and waste
- Polymer bowls and cabinets are Australian made
- Pre-marked washing machine hose holes on each side of the cabinet



Project 30SP

71015

- 30L stainless steel bowl
- Suitable for a mixer tap
- Single bypass
- 395 wide x 570 deep, 870 high



Project 30PP

70022

- 35L white polymer bowl
- Overflow
- Dual bypass
- 397 wide x 570 deep, 870 high



Project 45SP

71014

- 45L stainless steel bowl
- Suitable for a mixer tap
- Single bypass
- 565 wide x 515 deep, 870 high



Project 45PP

71900

- 45L white polymer bowl
- Suitable for a mixer tap with a minimum 45mm body or flange
- Single bypass
- 570 wide x 520 deep, 870 high

Project Laundry Units with galvanised metal cabinets

Features include:

- Powder coated in classic white using Dupont® Coating for extra protection against rust
- Left or right hand opening door
- Internal floor
- 50mm plug and waste
- Polymer bowls are Australian made
- Pre-punched holes with protective grommets on the sides of the cabinet for washing machine hoses



Project 30SS

70024

- 30L 304 Stainless Steel bowl
- Single bypass
- 395 wide x 570 deep, 870 high



Project 30PM

70023

- 35L white polymer bowl
- Dual bypass
- 397 wide x 570 deep, 870 high



Project 45SS

71189C

- 45L 304 Stainless Steel bowl
- Single bypass
- 600 wide x 500 deep, 870 high



Project 45PM

71000

- 45L white polymer bowl
- Suitable for a mixer tap with a minimum 45mm body or flange
- Single bypass
- 570 wide x 520 deep, 870 high



NuGleam™ Standard



NuGleam™ Supreme

NuGleam™ Laundry Unit Range

The simple, practical NuGleam™ range features durable, low maintenance stainless steel square bowls in a variety of sizes. Cabinets are available in galvanised metal or durable polymer.

- Silk finish 304 Stainless Steel bowl with single bypass
- 50mm plug and basket waste
- Metal cabinets are galvanised and Dupont® Coating provides extra protection against rust.
- White polymer cabinets are Australian made
- Left or right hand opening door
- Internal floor



NuGleam™ Supreme

71192

- 45L Stainless Steel bowl
- White polymer cabinet with chrome handle
- Pre-marked washing machine holes
- 565 wide x 515 deep, 870 high



NuGleam™ Trim

71174

- 30L Stainless Steel bowl
- White polymer cabinet with chrome handle
- Pre-marked washing machine holes
- 395 wide x 570 deep, 870 high



NuGleam™ Standard

71190

- 45L Stainless Steel bowl
- Galvanised steel cabinet
- Pre-punched washing machine holes with protective grommets
- 565 wide x 515 deep, 870 high



NuGleam™ Mini

71196

- 30L 304 Stainless Steel bowl
- Galvanised steel cabinet
- Pre-punched washing machine holes with protective grommets
- 395 wide x 570 deep, 870 high



NuGleam™ Slim

71191

- 45L Stainless Steel bowl
- Galvanised steel cabinet
- Pre-punched washing machine holes with protective grommets
- 500 wide x 600 deep, 870 high



NuGleam™ Maxi

71175

- 70L Stainless Steel bowl
- Galvanised steel cabinet
- Pre-punched washing machine holes with protective grommets
- 645 wide x 515 deep, 870 high



NuGleam™ Twin

71197

- Twin 45L Stainless Steel bowls with three tap hole options
- Galvanised steel cabinet
- Pre-punched washing machine holes with protective grommets
- 1120 wide x 515 deep, 870 high



Excellence Bold with 45L Square Bowl



Excellence Storm with 30L Square Bowl

Excellence Laundry Unit Range

The completely unique Excellence Storm and Bold ranges of Laundry Units feature:

- Bronzed Charcoal galvanised steel powder coated cabinet
- Left or right hand opening door
- Chrome door handle
- Internal floor
- 50mm basket waste
- Pre-punched holes with protective grommets on the sides of the cabinet for washing machine hoses
- Adjustable feet
- Lifetime manufacturer's warranty



Excellence Bold Laundry Unit with Square Bowl

70112

- 45L Satin 304 Stainless Steel bowl with single bypass
- Brushed Stainless Steel front panel and door
- 565 wide x 515 deep, 870 high



Excellence Bold Laundry Unit with Round Bowl

70111

- 30L Polished 304 Stainless Steel bowl with single bypass
- Brushed Stainless Steel front panel and door
- 560 wide x 515 deep, 870 high



Excellence Bold Mini Laundry Unit with Square Bowl

70110

- 30L Satin 304 Stainless Steel bowl with single bypass
- Brushed Stainless Steel front panel and door
- 395 wide x 570 deep, 870 high



Something different! 30 Litre Polished Stainless Steel round bowl with white powder coated galvanised steel cabinet.



Retro Ice

71959

- Left or right hand opening door
- Single bypass
- 50mm Basket waste
- 560 wide x 515 deep, 870 high



Excellence Storm Laundry Unit with Square Bowl

70102

- 45L Satin 304 Stainless Steel bowl
- Bronzed Charcoal powder coated front panel and door
- 565 wide x 515 deep, 870 high



Excellence Storm Laundry Unit with Round Bowl

70101

- 30L Polished 304 Stainless Steel bowl
- Bronzed Charcoal powder coated front panel and door
- 560 wide x 515 deep, 870 high



Excellence Storm Mini Laundry Unit with Square Bowl

70100

- 30L Satin 304 Stainless Steel bowl
- Bronzed Charcoal powder coated front panel and door
- 395 wide x 570 deep, 870 high

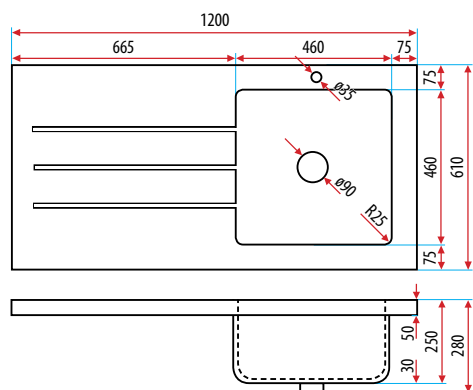


Bloom Polymarble Top Laundry Cabinet

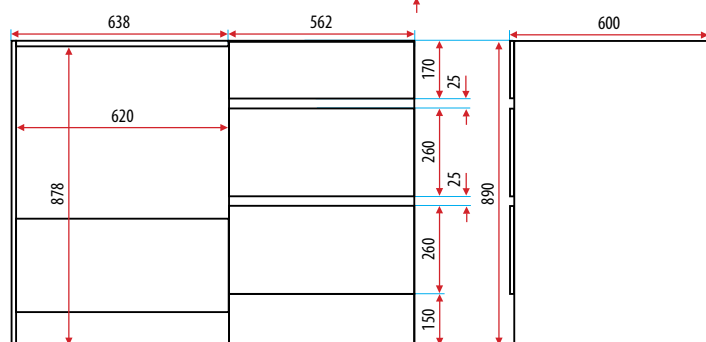
Introducing a new concept in laundry furnishing.

Merging functionality with fashion, Everhard's new fully integrated bowl, bench space and drawer storage unit brings some luxury into the laundry room.

- Polymarble bench that incorporates a 45L bowl with built-in overflow and 90mm basket waste. Available in left hand or right hand configurations or without a tap hole



- 1200mm wide: accommodates all standard sized front loader washing machines
- Made from moisture resistant E1 HMR board
- Two spacious soft close drawers with heavy duty runners. Top drawer has a cut-out for a standard 50mm S&P trap (not supplied)
- Some assembly required



Bloom White Laundry Cabinet

- White gloss cabinet RHB 1TH **77060**
- Finger-pull drawers LHB 1TH **77061**
- 1200 x 610 x 940mm NTH **77062**



Bloom Dark Oak Laundry Cabinet

- Coloured laminate cabinet RHB 1TH **77063**
- Chrome drawer handles LHB 1TH **77064**
- 1200 x 610 x 940mm NTH **77065**

Flushline Polymer Insert Laundry Sink

Flushline's easy to care for, long lasting polymer design - when white is right to match with appliances and laundry decor.



71240

- 45L durable polymer bowl that can never rust
- 50mm plug and waste
- Dual bypass and overflow
- 565 wide x 515 deep x 298 high
- 100% Australian made

Benchline™ by Everhard

For a clean and simple approach to laundry layout, the Benchline insert sink offers generous capacities in 35L, 45L or 70L models.



35 Litre capacity

555 x 455 x 220mm

NTH **73127**

2TH **71491**

2TH Slim **71248**

- Classic design
- 304 Stainless steel
- Blanking plug and by-pass supplied with 2 Tap Hole models
- 90mm basket waste



45 Litre capacity

630 x 470 x 220mm

NTH **73126**

2TH **71245**

2TH Slim **71247**



70 Litre capacity

638 x 564 x 322mm

2TH **73128**

Circo™ by Everhard



The Circo™ is the perfect sink for all applications in the home from the kitchen to the laundry or the entertaining wet bar area.



- 304 Stainless Steel
- 50mm chrome plug and waste (40mm on 6L)

6L Ø300 x 120mm **70088**

9L Ø345 x 137mm **70086**

15L Ø400 x 154mm **70084**

23L Ø470 x 213mm **70082**

36L Ø515 x 280mm **70080**



Como™ by Everhard

Featuring a round bowl and sturdy tap landing for stability, the Como's gleaming 304 Polished Stainless Steel makes it a unique and striking addition to the modern kitchen, laundry or bar.

- 304 Polished Stainless Steel
- Blanking plug and by-pass supplied with 2 Tap Hole models
- 50mm chrome plug and basket waste



23L Como™ Insert Sink

480 x 480 x 202mm

NTH **70073**

1TH **70074**

2TH **70072**

36L Como™ Insert Sink

540 x 540 x 290mm

1TH **70075**

2TH **70070**

Dimensions are length x width x depth. NTH = No Tap Hole, 1TH = One Tap Hole, 2TH = Two Tap Holes, RHB = Right Hand Bowl, LHB = Left Hand Bowl



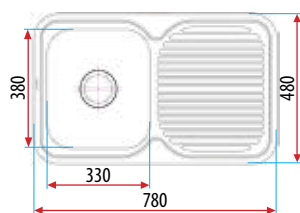
NuGleam™ Kitchen Sink Range

- Polished 304 Stainless Steel (0.8mm)
- Straight drainer
- ø35mm tap hole (where applicable)
- Suitable for garbage disposal units

- Sinks come with bench fixing clips, foam sink to bench sealing rubber and 90mm basket wastes
- Accessories for the Squareline Kitchen Sink range are suitable for these sinks - product code 97941

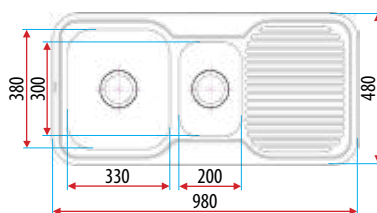
NuGleam™ 780

- Single bowl and drainer NTH **72100**
- 780 x 480 x 180mm RHB 1TH **73100**
- 22L (large) LHB 1TH **73101**



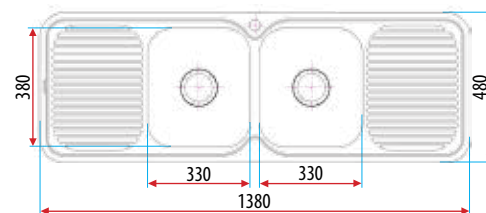
NuGleam™ 980

- 1½ bowls and drainer NTH **72102**
- 980 x 480 x 180mm RHB 1TH **73102**
- 22L (large) & 10L (small) LHB 1TH **73103**



NuGleam™ 1380

- Double bowls & double drainer NTH **72125**
- 1380 x 480 x 180mm RHB 1TH **73125**
- 22L (large) LHB 1TH **73125**



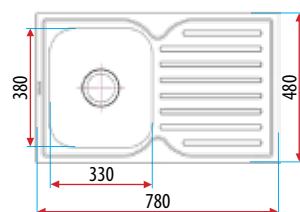
Squareline Kitchen Sink Range

- Polished 304 Stainless Steel (0.8mm)
- Straight drainer
- ø35mm tap hole (where applicable)

- Sinks come with bench fixing clips, foam sink to bench sealing rubber and 90mm basket wastes
- Suitable for garbage disposal units

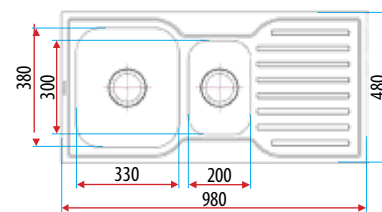
Squareline 780

- Single bowl (22L) NTH **72140**
- 780 x 480 x 180mm NTH with accessories **72160**
- RHB 1TH **73140** RHB 1TH with accessories **72161**
- LHB 1TH **73141** LHB 1TH with accessories **72162**



Squareline 980

- 1½ bowls (22L & 10L) NTH **72142**
- 980 x 480 x 180mm NTH with accessories **72163**
- RHB 1TH **73142** RHB 1TH with accessories **72164**
- LHB 1TH **73143** LHB 1TH with accessories **72165**



Accessories Kit for Squareline Sinks

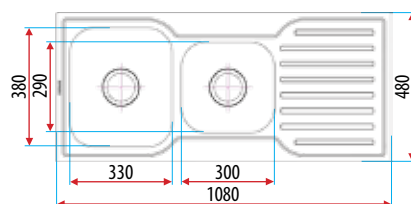
97941

- Includes:
- Drainer Basket
- Cutting Board
- Drainer Tray



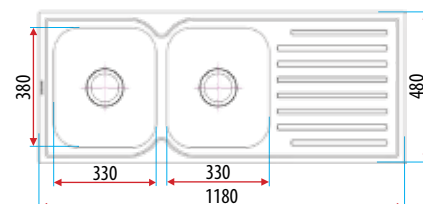
Squareline 1080

- 1¾ bowls (22L & 14L) NTH **72144**
- 1080 x 480 x 180mm NTH with accessories **72166**
- RHB 1TH **73144** RHB 1TH with accessories **72167**
- LHB 1TH **73145** LHB 1TH with accessories **72168**



Squareline 1180

- Double bowls (2 x 22L) NTH **72146**
- 1180 x 480 x 180mm NTH with accessories **72169**
- RHB 1TH **73146** RHB 1TH with accessories **72170**
- LHB 1TH **73147** LHB 1TH with accessories **72171**



Kitchen sink drawings are shown as left hand bowl configurations. Dimensions are length x width x depth. NTH = No Tap Hole, 1TH = One Tap Hole, 2TH = Two Tap Holes, RHB = Right Hand Bowl, LHB = Left Hand Bowl



Undermount



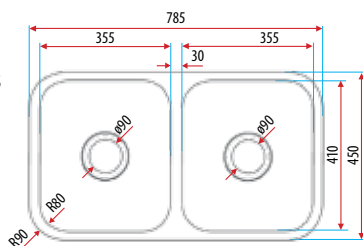
Top Mount



NuGleam™ Double Bowl Undermount Sink

73162

- Dual 24.5L Bowls
- 90mm Basket Wastes
- 785 x 450mm, 180mm deep



MILAN
BY EVERHARD

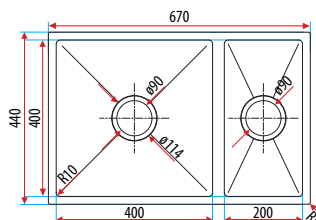
Squareline Plus Kitchen Sink Range

- Can be top mounted or undermounted
- Brushed Finish 304 Stainless Steel (1.0mm to 1.2mm)
- Smooth flat drainer
- Sinks come with bench fixing clips and 90mm basket wastes
- Suitable for garbage disposal units

Squareline Plus 1½ Bowl

72150

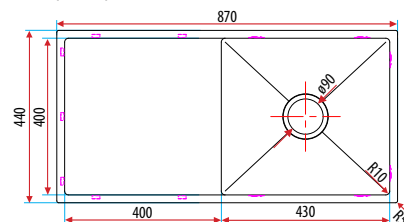
- 1½ bowls (32L & 16L) • 670 x 440 x 200mm
- Accessories kit (colander and wooden chopping board) available separately - product code 97942



Squareline Plus Bowl with Drainer

73171

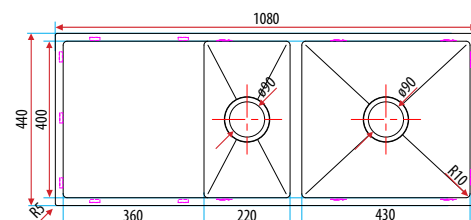
- Includes colander and wooden chopping board
- 1 bowl (34.4L) • 870 x 440 x 200mm



Squareline Plus 1½ Bowl with Drainer

73173

- Includes colander and wooden chopping board
- 1½ bowls (34.4L & 17.6L) • 1080 x 440 x 200mm

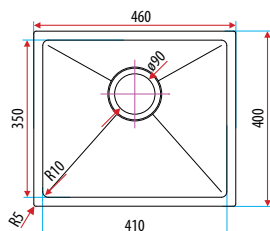


Squareline Undermount Sinks

Squareline Single Bowl Undermount

73148

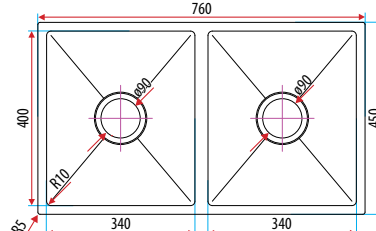
- 28L capacity 304 Stainless Steel bowl
- 90mm basket waste
- 460 x 400 x 200mm



Squareline Double Bowl Undermount

73149

- Dual 27L capacity 304 Stainless Steel bowls
- 90mm basket wastes
- 760 x 450 x 200mm



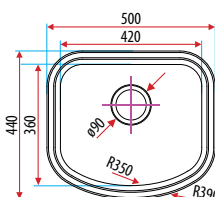
Accessories Kit for Squareline Double Bowl Undermount Sinks

97942

Includes colander and wooden chopping board.



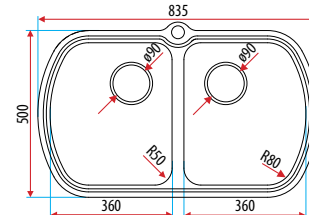
Milan Undermount Kitchen Sinks



Milan Single Bowl Undermount

73139 - bowl only

- 28L capacity 304 Stainless Steel bowl
- 90mm basket waste
- 440 x 500 x 210mm



Milan Double Bowl Undermount with Accessories

73138 - includes cutting board, colander and sink drainer

- Dual 28L capacity stainless steel bowls
- 38mm Tap Hole with landing for extra strength
- 90mm basket wastes
- 835 x 500 x 210mm



Circo™ Insert Sink



Como™ Insert Sink



Flushline Polymer Insert Laundry Sink

Tap Range - Laundry and Kitchen

MIROS

Miros Mixer Taps

- Flat handle
- 35mm ceramic cartridge
- WELS approved



Miros Kitchen Mixer

71413

- 322mm spout height
- 190mm spout length
- WELS: 4 Star 7 litres



NuGleam™ Mixer Taps

- Hoop handle
- 40mm ceramic cartridge
- WELS approved



NuGleam™ Kitchen Mixer

71486

- 130mm spout height
- 220mm spout length
- WELS: 4 Star 7.5 litres



NuGleam™ Veggie Spray Mixer

71488

- 1.2m extension hose
- 150mm spout height
- 240mm spout length
- WELS: 4 Star 7.5 litres



Excellence Mixer Taps

- Pin handle
- 32mm ceramic cartridge
- WELS approved



Excellence Spring Veggie Spray Mixer Tap

71438

- 550mm tap height
- 170mm spout height
- WELS: 4 Star 7.5 litres



Excellence Goose Neck Mixer

71437

- 240mm spout height
- 200mm spout length
- 300mm tap height
- WELS: 4 Star 7.5 litres



Excellence Kitchen Mixer Tap

71436

- 145mm tap height
- 240mm spout height
- WELS: 4 Star 7.5 litres



Project Mixer Tap

- Solid handle
- 40mm ceramic cartridge
- WELS approved



Project Kitchen Mixer

71423

- 130mm spout height
- 220mm spout length
- WELS: 4 Star 7.5 litres



Product Warranty Information:

Everhard Industries Pty Ltd guarantees all products from the date of purchase against defects in material or product manufacture. Where the product is found to be defective, Everhard Industries reserves the right to repair or replace as seen necessary. This guarantee does not cover damage caused by accident or misuse of the product or incorrect installation as determined by Everhard Industries Pty Ltd or their nominated agent.

Laundry Units

All Everhard laundry units are covered by the following manufacturers warranty unless otherwise stated in this brochure:

Metal cabinet: 25 years
Polymer cabinet: 25 years
Stainless steel bowl: 25 years
Polymer bowl: 25 years
Plug and wastes: 1 year
Hinges and rods: 1 year
Bloom Laundry Units: 5 years

Insert Sinks

All Everhard insert sinks are covered by the following manufacturers warranty:

Stainless steel bowl: 25 years
Polymer Bowl: 25 years
Plug and wastes: 1 year

Kitchen Sinks

All Everhard kitchen sinks are covered by the following manufacturers warranty:

Stainless steel bowls: 25 years
Plug and wastes: 1 year
Accessories: 1 year

Mixer Taps

Virtue™, Chic™, Excellence and NuGleam™ branded tapware are covered by the following manufacturers warranty:

Tapware: 1 year replacement and labour
Cartridge: 10 year replacement only*
Tails: 1 year replacement and labour

*Tapware purchases made prior to February 2015 came with a 7 year cartridge warranty only.

Miros branded tapware are covered by the following manufacturers warranty:

Tapware: 5 year replacement and labour
Cartridge: 15 year replacement only
Tails: 1 year replacement and labour

For more warranty information on Everhard's range of mixer taps please call 07 5596 1883

Disclaimer: All measurements are in millimetres and are solely for reference purposes. Any changes resulting from technical advance of design may be made without prior notice. While every care has been exercised in compiling and publishing the information contained in these pages, Everhard accepts no responsibility for errors or omissions and all information is believed to be correct at the time of printing. Everhard reserves the right to delete or alter items without notice. Appliances are for illustration purposes only. Colours have been reproduced with as much accuracy as possible.