



# AVEDUR

## Gas Log Fire




Image depicted with optional black glass fascia SCAV10BG

 **Thermostatic Control**  
(7 day programming)

 **4 decorative fascia options**

 **High gloss reflective panels**

 **Optional wifi app**

 **1235w x 20d x 610h**

 **770w x 620d x 810h**

**79%**  
Efficiency

**4.0**  
Star Rating

**5.6kW**  
kW Rating

Avedur's lineal design and elegant styling encases a sweeping ribbon of flame that dances across high gloss vitreous panels designed to enhance the appearance of the natural flame whilst minimising operating costs and consumption of our precious gas resources.

### FASCIA OPTIONS



Black Fascia - Default



Stainless Fascia SCAV10SST



Black Glass Fascia SCAV10BG



Black & Stainless Fascia SCAV10SSB



### REMOTE CONTROL

- Built in thermostat
- 7 day programming
- 7 flame heights adjustment

## ALTERNATIVE FASCIA & MEDIA OPTIONS

Avedur has a contemporary heart which evolves into many personalities with the ability to mix and match any combination of fascia and media options.

Select from four decorative fascia and four decorative media options to create a personalise fireplace that best represents the ambience and effect you want to achieve.

## ALTERNATIVE FLAME MEDIA



Default - Driftwood & Embers.



Driftwood & Glass. SCAV10M2

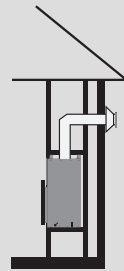


Stone Accent & Embers. SCAV10M3

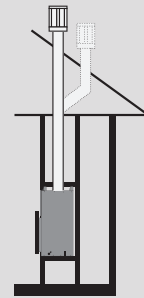


Stone Accent & Glass. SCAV10M4

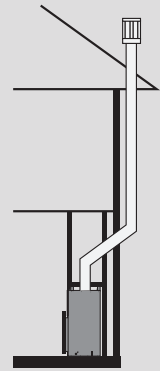
## FLUE INSTALLATION OPTIONS:



Horizontal Flue Installation



Vertical Flue Installation

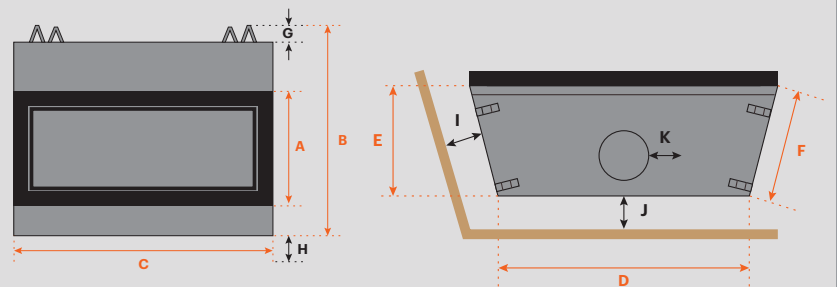


Multistory Installation

PRODUCT DESCRIPTION	MODEL NO.	ITEM NO.	QTY
900mm flue length	DV903	3171712	
1200mm flue length	DV902	3171711	
600mm flue length	DV904	3171713	
300mm flue length	DV906	3171714	
275 - 370mm flue length (adjustable)	DV911	3171715	
90° elbow	DV990G	3171718	
45° elbow	DV945G	3171716	
Vertical terminal cap	DV991	3171720	
Horizontal terminal cap	DV984	3171717	

Please refer to the online owners manual for correct flue installation instructions. Scandia direct vent flue products must be used for all installations. It is highly recommended that you consult with your licensed installer about the installation requirements.

## HEATER DIMENSIONS & INSTALLATION CLEARANCES:



HEATER DIMENSIONS (mm)						CLEARANCES (mm)				
A	B	C	D	E	F	G	H	I	J	K
608	1075	1235	952	443	445	86	0	30	30	25

For specifications relating to installation requirements please refer to owners manual. Brochure should be used as a guide only. Drawings are for illustrative purposes only.

Scandia Heating (Aust) Pty Ltd  
58-62 Access Way,  
Carrum Downs, VIC 3201  
Australia

+61 3 5792 2388

[www.scandiaheating.com.au](http://www.scandiaheating.com.au)

Version 1.0