

# Bloom Vanity Unit Range



Bloom Vanity Units by Everhard have a clean, minimalist design to suit a variety of bathroom styles.



# Bloom Vanity Unit Range



### Bloom Vanity range features:

- 50mm thick polymarble top with 1 tap hole
- High gloss white cabinet made from moisture resistant E1 HMR board
- 150mm plinth
- Can be wall mounted
- Finger pull doors and drawers
- Soft close doors
- Extra deep, right hand side drawers
- Adjustable shelf

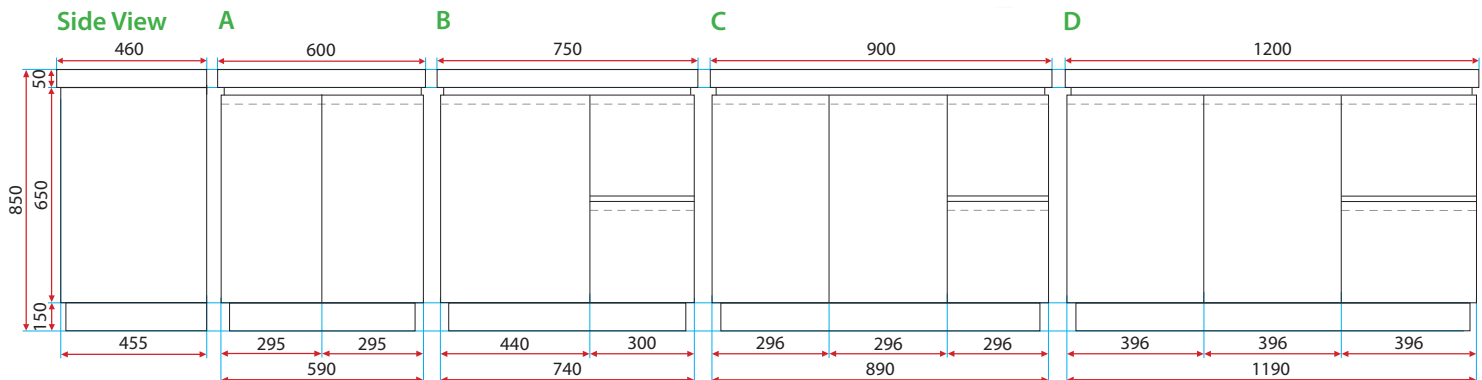
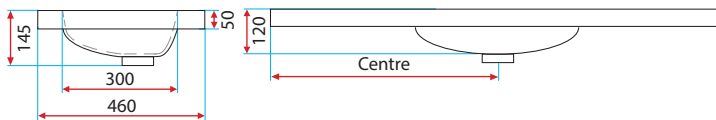
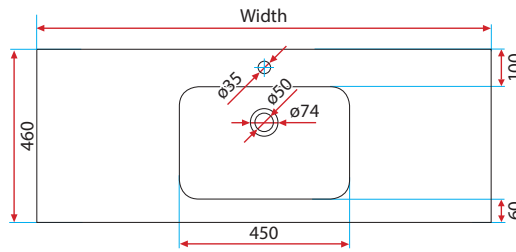
- A. Bloom 600**  
Product code: 77004
- B. Bloom 750**  
Product code: 77008
- C. Bloom 900**  
Product code: 77001
- D. Bloom 1200**  
Product code: 77006

### Manufacturer's Warranty

Polymarble Tops: 10 years  
Cabinet: 5 years  
Fittings & fixtures: 12 months



### Polymarble Top



**Disclaimer:** All measurements are in millimetres and are solely for reference purposes. Any changes resulting from technical advance of design or colour may be made without prior notice. While every care has been exercised in compiling and publishing information contained in these pages, Everhard accepts no responsibility for errors or omissions and all information is believed to be correct at the time of printing. Tapware, appliances and accessories are for illustration purposes only. For further information on warranties visit [www.everhard.com.au](http://www.everhard.com.au)

JAN16