

CHOOSING YOUR DOOR

Once you have measured the doorway and determined the size of the door you require. Simply select the most suitable door from our extensive range shown.

Protector Fixed Barrier Doors – available with minimal assembly required off the shelf in either Metric and Imperial door sizes. These doors have a single lock latch assembly and an aluminium grille.

Protector Adjustable Doors – can be adjusted to fit most door openings. They are available in both Barrier and Security options with 3 choices of internal panel as well as 3 choices of frame colour.

The difference between Barrier and Security Doors are the locks, a Barrier Door has a single lock whereas a Security Door has a triple lock which bolts shut at the top, middle and bottom to comply with AS5039 – 2008. The frames and grilles are the same high quality components in each door.

Note: Security Doors are only available in the adjustable door range. Barrier Doors are available in either fixed or adjustable.

- » Frames are powder coated aluminium and carry a 10 year warranty
- » Kit includes locks, hinges, handles plus detailed instructions.
- » Security doors conform to Australian Standard AS 5039-2008

How It Works

It's as simple as 1,2,3! Follow the steps shown to purchase or order your product. If you need further advice, speak to a Team member at the Special Orders Desk in-store.

1. Select The Product You Want

View the extensive range available in this brochure or online to select the item that best suits your needs.

2. Order At The Special Orders Desk

After you have selected the product you want, take this brochure to the Special Orders Desk.

3. Collect Your Order

Upon placing your order, your product will arrive in store within 3-4 weeks*.

*Metro stores only. Regional stores may take longer.



V3/2017

Barrier & Security Doors



MAKE IT SECURE
Protector

Available at
BUNNINGS
warehouse

Take This Brochure to the Special Orders Desk to place an order

FIXED BARRIER DOORS

These doors fit standard Metric and Imperial openings.

SIZES AVAILABLE:


Metric: 813mm x 2032mm

Imperial: 806mm x 2024mm

LOCK: Single

HINGES x3

ALUMINIUM GRILLE




Black

FRAME COLOURS




Satin Black


OR



White



White



White




MAKE IT SECURE
Protector^{AI}

JOSH AND JENNA show you how at protectoraluminium.com.au

ADJUSTABLE BARRIER AND SECURITY DOORS

Can be adjusted by 40mm width and depth to fit most openings



SIZE:

ADJUSTABLE

Fits any doorway:

808mm-848mm

X 2030mm-2070mm


LOCKS:

TRIPLE (Security)


SINGLE (Barrier)

HINGES x3


GRILLES (black only)



Aluminium Grille



Perforated Aluminium




Stainless Steel

FRAME COLOURS



Satin Black



White



Primrose
(Not in all stores)



Custom

SPECIAL ORDERS

CAN BE ORDERED CUT TO SIZE

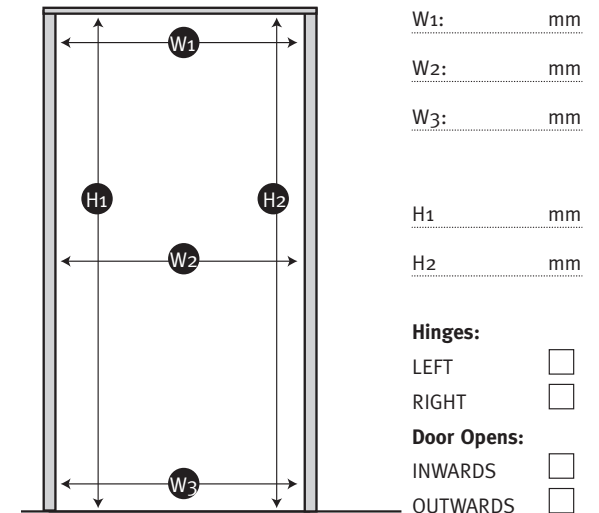
CAN BE ORDERED ASSEMBLED

CAN BE ORDERED WITH CUSTOM FRAME COLOUR

How to measure your door frame

1. Determine if your door will be hinged to the left or right hand side when viewed from the street. Doors can be hinged either right or left, by simply rotating the door 180° to suit.
2. Decide whether your door will swing in or out – most security doors swing out. Hinges face the side they open toward (ie face in for inward opening and out for outward)
3. Check that door handle will not hit your existing door handle, if it does you may have to hinge it from the other side. Centre of barrier door handle is 1210mm from the bottom of door.
4. Measure the height and width of frame as per diagram

Note: Doors are cut and/or assembled to be square, regardless if the door frame is not square, therefore they will be cut using the smallest width & height measurements.



Custom Frame Colours

Choose from Interpon's Excel™ Colorbond® Steel Coordinates and Living Series visit protectoraluminium.com.au to view colours