

AVANTI™

Residential Air Conditioners

NEW



ELEGANT & TIMELESS

For the lifestyle you deserve

Tara Dennis

Favoured by Interior Designer and Television Presenter Tara Dennis.



AIR CONDITIONING

Elegant Timeless Design

The new Avanti™ range of air conditioners have been stylishly designed with rounded contours that fit beautifully into any diverse interior setting. Avanti™ was created by the skilled hands of Italian designers TENSA, an industrial design company based in Milan, Italy. This design offers the best appearance and functionality, in line with Japanese technical standards



Paolo Raamazzotti
Tensa Product Engineer



Stefano Casartelli
Tensa Product Engineer



AVANTI™

Wi-Fi Control

Turn the AC on before arriving home. Change the program if the user is arriving late. Know the current room temperature of your home. Check if the unit is still on once out of the building and turn it off. Program the AC with a calendar schedule in an easy and intuitive way.

Features you'll want to come home to...



Can be used with Smartphone*, Apple Watch, Tablet and Desktop



Next Generation Refrigerant

R32 is the next generation refrigerant that boasts nearly 70% lower Global Warming Potential Rate than R410A*. Due to its superior qualities R32 offers amazing energy efficiency benefits. It has a potential refrigerating effect 1.5 times that of R410A meaning it needs less energy to achieve the desired temperature and requires less refrigerant volume to operate.**

*Note: Sourced from AREMA (www.arena.com.au)
**Note: Sourced from HVAC&R Nation, an AIRAH publication, Issue Nov13 (www.airah.org.au)

Wide Operation Range

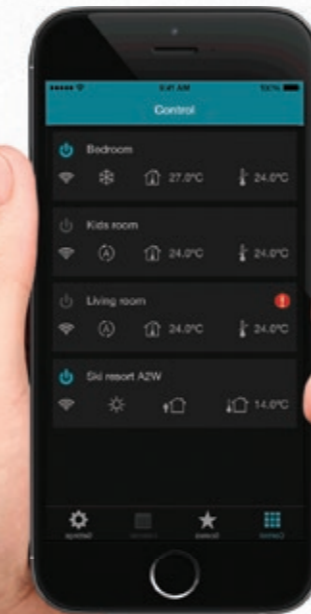
Heating and cooling operations are possible at an outdoor temperature as low as -15°C and as high as +46°C. Our new advanced technology has expanded the heating and cooling operation range. This permits installation of the unit which considers heating and cooling operation under extreme temperature conditions.

Outside Temperature

As high as +46°C



As low as -15°C



Note: This feature is optional

IntesisHome®




*Note: available for iPhone and other devices with Android OS installed.

SUPERIOR TECHNOLOGY THAT
OUTLASTS AND OUTPERFORMS

3D AUTO - Vertical + Horizontal

Multi motors make 3 independent controls

3D AUTO is a one touch program where multi motors make three independent air flow controls. The uniform and quiet airflow can be delivered to every corner of the room, achieving economical operation and minimizing energy loss.



Programmed air distribution

Clean Air

Allergen Clear System

This can be activated by pressing the "allergen" button on the remote control and lasts 90 minutes before stopping automatically. It neutralizes all the bacteria collected on the surface of the anti-allergenic filter thanks to its sophisticated interaction between temperature and humidity controls.



AIR Purify

To dry the indoor unit

Jet Air Technology

Avanti™ uses the same aerodynamic analysis technologies that is used in the development of jet engines

CFD (computational fluid dynamics), used in the blade shape design of jet engines, has been applied to the design of air channels in air conditioners to develop the ideal air channel system (air circulation).

The jet air stream generated by this air channel system can bring a large volume of air without consuming much power. It delivers a uniform gentle breeze to every corner of the room.



Functions

Comfort & Convenience

Dry Operation
The unit dehumidifies the room by intermittent cooling operation.

High Power Operation
The unit can operate continuously in "HI POWER" mode for 15 minutes. This mode is convenient to reach the desired temperature quickly.

Silent Operation
The sound level of outdoor units is at least 3 dB(A) lower than the nominal level.

Weekly Timer
The unit realizes effective energy saving operation, while still keeping a comfortable cooling and heating condition.

24-hour On/Off Programmable Timer
By combining a start timer with a stop timer, you can register two timer operations a day. Once set, timers will faithfully start or stop the system at a specified time of the day repeatedly.

On/Off Timer
The unit will start and stop the operation automatically at the set time.

Comfort Start-up
In ON-TIMER operation, the unit automatically starts the operation a little earlier, so that the room can approach optimum temperature at ON time.

Preset Operation
The desired preset operation mode can be enabled with a single touch of a button.

Child Lock
Blocks the unit preventing tampering and inadvertent operations. This function is useful for families with young children.

LED Brightness Adjustment
Brightness of the LED display can be adjusted to suit.

Positioning of Installation
You can set the left-right air flow directions when you installed the air conditioner near the side wall by remote controller operation.

Clean Operation & Filter

Allergen Clear Operation
The system is equipped to suppress the influence of the allergen caught by the filter by controlled the temperature and humidity.

Self Clean Operation
The operation is operated for 2 hours after the unit has stopped its normal operation. The indoor unit is dried up and growth of mould is restrained.

Allergen Clear Filter
The filter breaks down the pollen, lice, and all allergens that live on cat skins, etc. and deactivates them.

Removable Panel
Maintenance has been made easy as the front panel is easy to remove for easy cleaning and maintenance.

Photocatalytic Washable Deodorizing Filter
It keeps air fresh by deodorizing the molecules causing odour. The deodorizing ability can be easily restored simply by cleaning and exposing to the sunlight.

Energy Saving

Fuzzy Auto Mode
Automatically, the unit determines its operating mode and temperature setting based on a fuzzy calculation, and adjusts the inverter frequency.

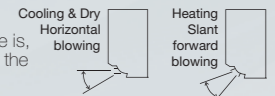
Economy Mode
The unit realizes effective energy saving operation, while still keeping a comfortable cooling and heating condition.

Air Flow

JET Technology
Aircraft technology is used to component design the airflow system of the air conditioner.

3D Auto
You can choose the best cooling or heating pattern by only pushing one button.

Auto Flap Mode
Whatever the operating mode is, the unit automatically selects the optimal angle.



Memory Flap
While the flap is swinging, it can be stopped at any angle desired. The flap returns to the position that it was in when operation last stopped.

Up/Down Flap Swing
Flap moves up and down continuously. The Up/Down flap swing can be fixed at the preferred operation angle.

Right/Left Louvre Swing
Louvre moves right and left continuously. The Right/Left louvre swing can be fixed at the preferred operation angle.

Others

Microcomputer-Operated Defrosting
This mode automatically eliminates frost, and helps minimize excessive operation in other modes.

Self-Diagnostic Function
In the case that the air conditioner malfunctions, an internal microcomputer automatically runs a self-diagnosis. (Inspection and repair should be performed by authorized dealers.)

Auto Restart Function
Power blackout auto restart function is a function that records the operational status of the air-conditioner immediately prior to it being switched off by a power cut, and then automatically resumes operations at that point after the power has been restored.



SRC20-35ZSA-W



SRC50ZSA-W

Refrigerant Pipe Length		
SRKZSA model	SRK20-35ZSA-W	SRK50ZSA-W
Maximum pipe length	m 20	25
Maximum height difference	m 10	15



Reverse Cycle		Capacity (Cool)	2.0kW	2.5kW	3.5kW	5.0kW
Indoor			SRK20ZSA-W	SRK25ZSA-W	SRK35ZSA-W	SRK50ZSA-W
Outdoor			SRC20ZSA-W	SRC25ZSA-W	SRC35ZSA-W	SRC50ZSA-W
Power supply			1 Phase 220~240V 50Hz			
Capacity	Cooling T1	kW	2.0 (0.9~3.0)	2.5 (0.9~3.5)	3.5 (0.9~4.4)	5.0 (1.2~5.5)
	Heating H1		2.7 (1.0~4.2)	3.2 (0.9~5.2)	3.7 (0.9~5.4)	5.8 (1.2~6.6)
Input	Cooling T1	kW	0.41 (0.18~0.81)	0.51 (0.18~0.88)	0.82 (0.18~1.27)	1.39 (0.27~1.86)
	Heating H1		0.56 (0.20~1.12)	0.65 (0.21~1.43)	0.81 (0.21~1.44)	1.49 (0.26~1.97)
Energy label		Stars	★★★★★	★★★★★	★★★★★	★★★★
EER	Cooling T1		4.88	4.90	4.27	3.60
COP	Heating H1		4.82	4.92	4.57	3.89
Sound power level (JIS C9612)	Cooling(Outdoor)	dB(A)	56	58	62	61
	Heating(Outdoor)		57	61	62	63
Sound pressure level (JIS C9612)	Cooling(Indoor)	dB(A)	35-27-22-19	40-31-22-19	43-34-27-19	43-36-28-22
	Heating(Indoor)		39-30-24-19	46-38-24-19	47-39-25-19	47-39-32-24
Silent mode sound pressure level	Cooling(Outdoor)	dB(A)	41	42	45	43
	Heating(Outdoor)		42	43	44	45
Airflow	Cooling(Indoor)	l/s	165-127-93-83	182-140-88-78	205-152-117-78	213-175-113-93
	Heating(Indoor)		190-142-108-93	237-182-110-88	250-193-117-88	253-198-152-113
External dimensions (HXWxD)	Indoor	mm	290x870x230			
	Outdoor		540x780(+62)x290			
Net weight	Indoor	kg	9.5	10		43.5
	Outdoor		33	36		43.5
Refrigerant piping	Liquid line	mm	Ø6.35			
	Gas line		Ø9.52			
	Connection method		Flare connection			
Refrigerant R32	Quantity	kg	0.58	0.75		1.05
	Pre charged to pipe length		m	15		
Clean filter			Allergen Clear & Photocatalytic Washable Deodorizing Filter			



AVANTI™

mhiaa.com.au

ABN 92 133 980 275

Australia: Phone: **1300 138 007**

NSW & Head Office 9C Commercial Road, Kingsgrove NSW 2208

Victoria 2/15 Howleys Road, Notting Hill VIC 3168

Brisbane 5/26 Flinders Parade, North Lakes QLD 4509

Townsville 12/31 Fleming Street, Aitkenvale QLD 4814

Western Australia Unit 3A 2 Mulgul Road, Malaga WA 6090

mhiaa.co.nz

G.S.T. 105-673-620

New Zealand: Phone: **0800 138 007**

Auckland 698A Great South Road, Penrose, 1061

SUPERIOR TECHNOLOGY THAT
OUTLASTS AND OUTPERFORMS



MITSUBISHI HEAVY INDUSTRIES
AIR-CONDITIONERS AUSTRALIA, PTY. LTD.