

**ekodeck**<sup>TM</sup>  
by  **EKOLOGIX**

INSTALL JUST LIKE HARDWOOD DECKING



**NEW!**  
HIDDEN FASTENING PROFILE

**ekodeck**   
by  **EKOLOGIX**

Available at  
**BUNNINGS**  
warehouse



## WHAT IS EKODECK?

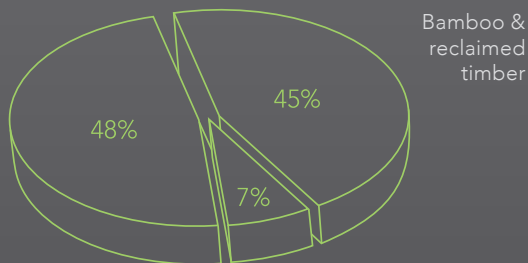
A new style of decking that looks and feels like natural timber, but never requires oiling or painting and is naturally weather resistant. Ekodeck's unique design is made from over 90% reclaimed timber, bamboo and recycled plastic (High Density Polyethylene).

## NO OILING OR PAINTING

Ekodeck's unique construction means that it does not need to be oiled or painted, saving you both time and money. Like any outdoor decking, Ekodeck requires regular cleaning to maintain its good looks.

## ENVIRONMENTAL CREDENTIALS

When timber and bamboo products are being manufactured offcuts and shavings are produced as a bi-product. These shavings are collected, reclaimed and combined with recycled plastic. These components make up for more than 90% of Ekodeck's composition.



Recycled plastic (HDPE)

UV stabilizers, binding agents, anti-mould agents, and colour

## ROT, DECAY AND TERMITE RESISTANT

Timber decks often require separate treatments to combat mould and termite damage. Ekodeck resists insect degradation and moisture penetration naturally, which helps avoid structural damage.

## WEATHER RESISTANT

Twisting and splintering can begin with traditional timber decks after just a few years in the Australian environment. Ekodeck delays this weathering process, will not splinter or twist and is equipped with Anti-UV technology to combat fading in sunlight.

## SAFE

Splinters, warped boards and popped nails are common problems associated with traditional timber decks. Ekodeck eliminates these safety hazards and is also non-toxic.

## EASY INSTALLATION

Ekodeck can be installed just as easily as regular hardwood timber decking, with no special tools required. For Ekodeck's full installation guide visit [www.ekologix.com.au](http://www.ekologix.com.au)

## CARE & MAINTENANCE

Ekodeck requires cleaning depending on its usage, its surrounding environment and your choice of colour – lighter colours will require more maintenance to keep clean than Ekodeck's darker colours. Please refer to our cleaning chart as a guide. For more detailed care and maintenance guidelines visit [www.ekologix.com.au](http://www.ekologix.com.au)

## CLEANING CHART

Colour	Occasionally	Regularly	Often
Dark Brown	✓		
Highland Oak		✓	
Silver Ash			✓
Red Rock	✓		
Greystone	✓		

## NATURAL LOOK


Many composite decking products still look like plastic. Ekodeck has been carefully engineered, designed and finished to look and feel like natural timber.

## BENEFITS SUMMARY

- No oiling or painting required
- Resistant to rot and decay
- Termite resistant
- Mould and mildew resistant\*
- Weather resistant
- Use standard woodworking tools
- Scratches repaired by sanding
- Anti-Slip Rating (R11)
- 10 year warranty\*\*

\*Two year warranty applies. \*\*For full warranty terms, visit [www.ekologix.com.au](http://www.ekologix.com.au)

## PRODUCT DETAILS



Dark Brown

Highland Oak

Silver Ash

Red Rock

Greystone

## SIZING

Item #	Profile (mm)	Colour
0120552	88 x 23 x 5400	Dark Brown
0121072	88 x 23 x 5400	Highland Oak
0120713	88 x 23 x 5400	Silver Ash
0120933	88 x 23 x 5400	Red Rock
0120986	88 x 23 x 5400	Greystone
0120716	137 x 23 x 5400	Dark Brown
0121073	137 x 23 x 5400	Highland Oak
0120712	137 x 23 x 5400	Silver Ash
0120934	137 x 23 x 5400	Red Rock
0120987	137 x 23 x 5400	Greystone

## 10 YEAR WARRANTY

For complete peace of mind, Ekodeck comes with a 10 year warranty against manufacturing faults and defects. Two year warranty for mould and mildew resistance.


For a copy of our warranty statement, visit [www.ekologix.com.au](http://www.ekologix.com.au)

## FIXING SPECIFICATIONS

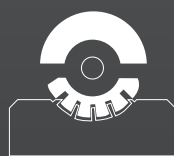
	Specification (mm)
Residential centre-to-centre joist spacing (max)	450
Minimum ground clearance	300
Minimum side-to-side gap	6
Minimum end-to-end gap (butt join)	4
Minimum gap from side and end edge of board to solid structures	6
Minimum distance from side edge for fastening boards	20
Minimum distance from end edge for fastening boards	15
Timber joist installation - stainless steel screws (pre-drill and countersink)	Recommended
Steel joist installation - galvanised steel screws (pre-drill and countersink)	Recommended

Visit [www.ekologix.com.au](http://www.ekologix.com.au) for our installation guide, which includes more information on gaps, spans and fixing specifications.

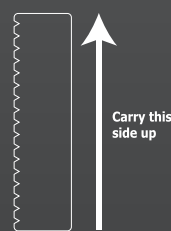
## FURTHER INSTRUCTIONS



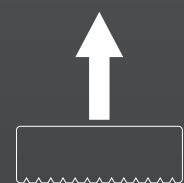
Pre-drill and screw this side up



Use standard woodworking tools



Carry this side up



Store and fix this side up



## F.A.Q.

### How does Ekodeck compare to traditional timber decking?

Ekodeck is less likely to rot, warp, crack or splinter. This is because Ekodeck absorbs less water than timber and is therefore less likely to suffer from damage caused by water e.g. mould and rot. This comparison is made against a hardwood timber deck left untreated over the same time period as Ekodeck.

### Will Ekodeck lose its colour or fade?

Ekodeck will lighten when exposed to water and sunlight, reaching its overall 'weathered' colour after 6-12 months, depending on the environment. Ekodeck will never fade to grey when left untreated by oil or paint, instead it will maintain its natural 'weathered' colour. This is based on a comparison against a timber deck left untreated and an Ekodeck left untreated in the same environmental conditions over the same period of time.

### What kind of maintenance or cleaning is involved with Ekodeck?

Warm water mixed with dishwashing liquid and a stiff bristle decking broom is usually all you need to clean Ekodeck. This will take care of the vast majority of stains. When it comes to treating tougher stains please visit our website for our comprehensive Care and Maintenance Guide.

### What tools are required to install Ekodeck?

Standard wood working tools (e.g. mitre saw, cordless drill, router etc) can be used to cut, drill, saw, fasten and rout Ekodeck boards. You do not need any special tools to work with Ekodeck. Hardwood cutting blades are recommended for large decks.

### What type of fasteners should be used with Ekodeck?

We recommend using good quality stainless steel screws. You must pre-drill the screws and we recommend countersinking for a flush finish.

### I don't want to see the screws. How can I achieve this look?

If you want a top surface that is free from visible decking screws we recommend using Ekodeck+ for a clean finish. Alternately you can use the Camo hidden decking fastening system with the standard Ekodeck. The Camo system will only work on timber joists and is also available at Bunnings Warehouse.

### Can I use a nail gun?

Ekodeck is just as dense as good quality hardwood timbers. These timbers require pre-drilling and Ekodeck is no different. As a result please do not use nail guns on Ekodeck.

### Can Ekodeck be used as joists?

No, Ekodeck cannot be used as joists and is not classified as a 'structural' or load bearing product.

### Does Ekodeck get hotter than wood in summer?

Yes, Ekodeck gets marginally hotter than wood in summer. Plus, darker colours absorb more heat than lighter colours so please exercise care on hot days. As a general rule, if you wouldn't go barefoot on a wooden deck on a 30+ degree day, please avoid doing so on Ekodeck.

### Can Ekodeck's surface be repaired if scratched?

Yes, minor scuffs, scratches and marks on Ekodeck can be repaired by sanding (24 to 40 grit sandpaper is recommended). Care should be taken to sand only along the grain direction of the deck. After sanding, we recommend the repaired area be washed. No further action such as sealing, oiling, etc, is necessary. Over sanding can result in unsightly areas being created and should be avoided.

### Can I oil, paint or seal Ekodeck?

Oiling, painting or sealing is not recommended. If you choose to use these treatments, over time the oil may become patchy and the paint may crack and peel, forcing you to frequently reapply. To preserve your Ekodeck, simply clean it at regular intervals according to the Ekodeck cleaning chart.

### Can Ekodeck be pressure washed?

Yes, you can use a pressure washer that is no greater than 1500 PSI and it should not be applied closer than 30cm from the decking surface. Use a normal fan nozzle and not a dirt blaster type nozzle.

### Where is Ekodeck made?

Ekodeck is designed and tested in Australia and manufactured in China under our stringent quality controls, supervision and monitoring.

### How can I get samples?

Please email your request to [info@ekologix.com.au](mailto:info@ekologix.com.au)



45% Reclaimed Timber & Bamboo, 48% Recycled HDPE

# ekodeck<sup>®</sup> screening

by  EKOLOGIX<sup>®</sup>

Available at  
**BUNNINGS**  
warehouse

## AVAILABLE IN 5 GREAT COLOURS

DARK BROWN | HIGHLAND OAK | SILVER ASH | RED ROCK | GREYSTONE

No oiling or painting required

Resistant to rot and decay

Mould and mildew resistant




Weather resistant



Pre-drill and screw



Use standard wood-working tools





## WHAT IS EKODECK SCREENING?

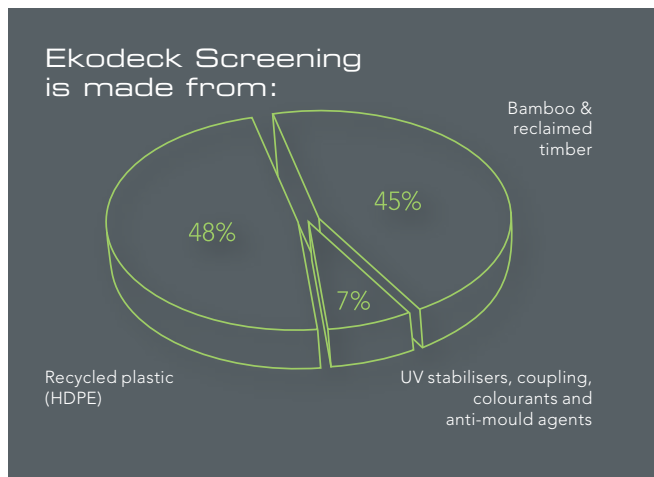
Ekodeck Screening is a versatile product that can be used in numerous outdoor applications. Fencing and screening walls are great projects for this screening product, providing functionality and easy installation. It looks and feels like natural timber, with the combined strength of bamboo and reclaimed timber, and the durability of plastic.

## NO OILING OR PAINTING

Ekodeck Screening's unique construction means it does not need to be oiled or painted, saving you both time and money. Like any outdoor material, Ekodeck Screening requires regular cleaning to maintain its good looks.

## ENVIRONMENTAL CREDENTIALS

When timber and bamboo products are manufactured, offcuts and shavings are produced as a bi-product. These shavings are collected, reclaimed and combined with recycled plastic. These components make up for more than 90% of Ekodeck Screening's composition.



## WEATHER RESISTANT

Ekodeck Screening is equipped with Anti-UV technology to combat fading in sunlight. It will not grey-out like timber does when left untreated by oiling, painting or staining.

## ROT, DECAY AND TERMITE RESISTANT

Timber screening boards often require separate treatments to combat mould and termite damage. Ekodeck Screening resists insect degradation and moisture penetration naturally, helping avoid structural damage.

## NATURAL LOOK

Many composite products can end up looking like plastic over time. However, Ekodeck Screening has been carefully engineered, designed and finished to look and feel like natural timber even after it's fully weathered.

## EASY INSTALLATION

Installing Ekodeck Screening is easy and doesn't require any special tools. Simply pre-drill and screw as you would with regular hardwood screening. We also highly recommend countersinking. And be sure to gap it properly to allow it to expand and contract naturally.

## THINGS YOU SHOULD KNOW:

- Allow 3-6 months to reach final weathered colour
- Gap it properly to allow for expansion and contraction
- May exhibit thermal deflection
- Ideally installed over 3 spans

To find out more, visit [www.ekologix.com.au](http://www.ekologix.com.au)

## GAPS & SPANS

	Specification (mm)
Maximum residential centre-to-centre post spacing	900
Minimum ground clearance	50
Minimum side-to-side gap	6
Minimum end-to-end gap (butt join)	2
Minimum gap from side and end edge to solid structures	3
Minimum distance from side edge for fastening	15
Minimum distance from end edge for fastening	15-20
Timber post installation	Pre-drill and countersink (good quality stainless steel screws recommended)
Steel post installation	Pre-drill and countersink (good quality galvanised screws recommended)

For more information on installation, visit [www.ekologix.com.au](http://www.ekologix.com.au)

## SAFETY AND COMPLIANCE

Please note that Ekologix Screening is not to be used as a decking board, or any structural or load bearing member, nor is it to be used in any stressed situation such as a security fence or safety balustrade. It must be installed safely and correctly fixed down to a solid, secure and properly constructed frame.

## PRODUCT TABLE

Item No.	Profile and Length	Colour	
0120960	67 x 15 x 1800	Dark Brown	
0121068	67 x 15 x 1800	Highland Oak	
0120962	67 x 15 x 1800	Silver Ash	
0120961	67 x 15 x 1800	Red Rock	
0120982	67 x 15 x 1800	Greystone	
0120964	67 x 15 x 2400	Dark Brown	
0121069	67 x 15 x 2400	Highland Oak	
0120966	67 x 15 x 2400	Silver Ash	
0120965	67 x 15 x 2400	Red Rock	
0120983	67 x 15 x 2400	Greystone	
0120968	67 x 15 x 2700	Dark Brown	
0121071	67 x 15 x 2700	Highland Oak	
0120971	67 x 15 x 2700	Silver Ash	
0120970	67 x 15 x 2700	Red Rock	
0120984	67 x 15 x 2700	Greystone	

## AVAILABILITY

Available at Bunnings Warehouse in these lengths:

	1.8m	2.4m	2.7m
NSW, QLD, ACT	•	•	
VIC, WA, SA, TAS, NT	•		•



 **EKOLOGIX**<sup>®</sup>

[www.ekologix.com.au](http://www.ekologix.com.au)

All information contained in this document was correct and current at the time of publishing and is subject to change without notice. EKO0130.2

Ekologix Australia Pty Ltd.  
Unit 1, 20-26 Sabre Drive  
Port Melbourne VIC 3207  
Phone: +61 3 9639 7774  
Email: [info@ekologix.com.au](mailto:info@ekologix.com.au)

