

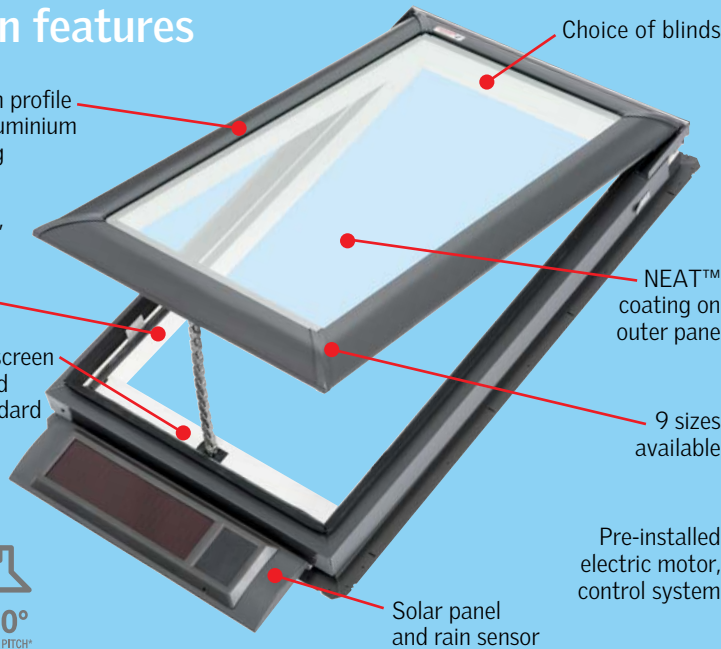
VSS solar powered top-hung skylight

Main features

Smooth profile grey aluminium capping

Interior, white painted pine

Insect screen included as standard



Construction

Quality frame made from Ponderosa pine. Factory treated with a base preservative to reduce mould and mildew.

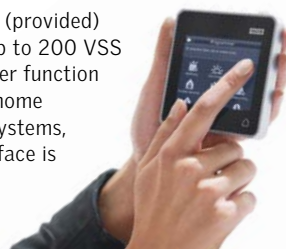
Further treated with paint (2 coats) for a clean white interior finish.

Wireless control

The VSS Skylight comes complete with a radio frequency controller with advanced control options for both skylight and blind operations.

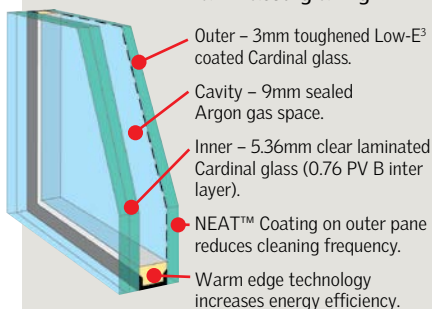
Externally mounted rain sensors automatically close the skylight once rain is detected**.

One controller (provided) can operate up to 200 VSS Skylights. Timer function included. For home Automation Systems, KLF 100 interface is available.



High Performance glazing as standard

2004 High Performance laminated glazing



Benefits:

- Radiant heat block: Complete window Glass only **approx 80%**
- UV Harmful rays block **approx 75%**
- Noise reduction factor **approx 99%**
- WERS rating **32 decibels**
- Double layer of Low-E³ coating. **5 stars**
- 10 year warranty on insulated glass seal.
- Reduced cleaning frequency.

Australian Standard AS1288

Laminated glass (2004) must be used for skylights installed 3m or more above floor level (standard with VSS).

NEAT™ Photocatalytic Coating

- Silicone Dioxide/Titanium Dioxide coating reacts with the sun's UV rays to decompose surface organic dirt before rinsing away with the next shower of rain, thereby reducing cleaning frequency.

- The coating also makes the glass surface smoother, so water disperses evenly, sheets off, and evaporates quickly; thereby minimising water spotting on the pane.



**Activation causes the skylight to close faster than normal operation. Rain Sensor can be de-activated for a set period using the remote control unit.

10 YEAR WARRANTY
on skylights,
flashings & glazing

3 YEAR WARRANTY
on blinds, accessories
& electric controls

VSS technical performance

Australian Standards

VELUX Skylights are tested and approved to the appropriate Australian Standards.

AS4285 SKYLIGHTS
Cyclonic & Non-Cyclonic

AS1288 OVERHEAD GLAZING
Laminated inner pane

AS3959 BUSHFIRE
Attack Level 40[^]

AS1530.1: BCA BOUNDARY SEPARATION*
Class 1 & Class 10 buildings:
Within 900mm of a boundary wall
Class 2 to Class 9 buildings:
3 metres from a boundary wall^{^^}

VELUX Skylights are deemed non-combustible and thereby comply with BCA Fire Separation requirements.

* CSIRO assessment report available on request. VELUX recommends consultation with relevant authority before work commences. Skylight to be in closed position.

[^] Roof pitch 18°-60°. Skylight only. Custom-made flashing required. Skylight tested in closed position, additional mesh protection may be required for opening apertures (consult local council).

^{^^} Skylight cannot be closer than 3mtrs unless the boundary is adjoining a road or public place. Consult BCA for further details.

Hailstone Test

VELUX Simulated Tests *ASTM E822-2009.

* ASTM E822-2009 standard practice for determining resistance of Solar Collector Covers to Hail impact with propelled ice balls (2004 glazing). Hailstone test not performed on solar panel.

Energy rating

VSS Skylights have been energy rated in accordance with the Skylight Energy Rating Scheme (WERS).

★★★★★ **Maximum 5 stars Summer Ratings**

4.5 out of 5 stars for Winter Rating.
4.5 out of 5 stars for Cool Daylight in Summer.

Glazing type 2004

U-value (W/m²K)	
Complete skylight	2.50
Glass only	1.93

Solar Heat Gain Co-efficient	
Complete skylight	0.21
Glass only	0.27

Visible Light Transmittance	
Complete skylight	0.48

Luminous Efficacy (Ke = VT/SHGC)	
Complete skylight	2.29


All figures generated by AFRC accredited simulators. Figures based on complete skylight: nominal size 1140mm (W) x 1180mm (H).

VSS solar powered top-hung skylight

Choice of solar powered blinds

The thermal performance of VSS Skylights can be enhanced with the inclusion of a blind. Different levels of light and heat control are available by using either Blockout or Honeycomb blinds. Tailor-made to fit perfectly to each size of skylight, they are easy to install and are supplied with aluminium side channels allowing blinds to be positioned at any point on the skylight.

Blockout blinds



- Provides blackout from light.
- Colour: White on internal side. Silver coating on external side.
- Materials: Light-tight polyester with heat resistant coating. Clear anodized aluminium side channels and top cover.
- Reduce light by approx 100%. Reduce heat by approx 40%.

Honeycomb blinds



- Adds a decorative effect.
- Colour: White on both sides.
- Materials: Double layered pleats (polyester) form a 'honeycomb' structure. Inner faces of honeycomb structure have aluminium coating.
- Reduce light by up to 95%. Reduce heat by approx 60%.

Now even easier to fit using VELUX **Pick&Click!** system.

NB: No additional electrical control system required when adding blinds. (Blinds use remote control supplied with VSS). NEW VELUX blinds and flashings do not fit VELUX Skylights manufactured prior to March 2010 and must be ordered accordingly.

Choice of flashing

EDW flashing for profiled roofing material

EDW flashing is used for skylights installed into tiled roofs and low profiled metal roofs (such as corrugated iron and custom orb).



EDL flashing for flat roofing material

EDL flashing is used for skylights installed into slate or shingle roofs – typically 4-8mm thick. 'L' shaped sections are provided that act as soaker pieces on either side of the skylight.



* For roofs below 15° pitch, skylights need to be raised to 15° and custom flashed. VELUX can assist with technical advice and drawings. (NB: build-up not recommended in Bushfire areas.)



NB: When used in side-by-side combination, skylights must be 100mm apart and utilise EKW/L combination flashing. Not suitable for above-below combination.

Opening Restrictors

BCA 2013 Vol 1 & 2 regulations (Prevention of Falls from Windows – Balustrades & Barriers): contact VELUX for information relating to restrictor devices for within-reach opening skylights.

VSS – frame and glazing dimensions – technical details

2004 High Performance double glazing as standard

Product/size code	C01	C04	C06	C08	M04	M06	M08	S01	S06
Overall frame size wxh – mm	550x700	550x980	550x1180	550x1400	780x980	780x1180	780x1400	1140x700	1140x1180
Internal glass size wxh – mm	407x519	407x799	407x999	407x1219	637x799	637x999	637x1219	997x519	997x999
Daylight area (M ²)	0.21	0.33	0.41	0.50	0.51	0.64	0.78	0.52	1.00
Ventilation area (M ²)	0.24	0.33	0.38	0.44	0.39	0.44	0.49	0.40	0.54
2004 High Performance glazing sizes available	✓	✓	✓	✓	✓	✓	✓	✓	✓
Weight in kg *	22.3	29.3	32.8	35.6	35.1	39.9	46.4	38.2	55.3

Skylights can only be installed as per orientation depicted above.
 • Weight includes flashing.