

Icon Plastics is a highly respected Australian owned and operated company with more than 40 years of experience in the design, manufacture and supply of plastic products to the Australian and international markets. Specialising in extruded profiles, injection and blow-moulded products to a broad range of industry sectors, Icon Plastics is much more than simply a manufacturer with quality certification (TS 16949, ISO-9001-2008) and with global reach. Icon Plastics provides a unique 'concept to completion' service; from collaborative concept design through testing and costing to manufacture, branding and packaging, and delivery through our extensive integrated national and international networks. Our highly skilled and professional



## RETAIL BUILDING & RAINWATER

team offer thorough, innovative and customer focused service. They make Icon Plastics simply the best choice for superior plastics solutions.

product guide

effective MAY 2012

# CLOUDBURST™

## RAINWATER SYSTEM

LEFT HAND STOP END  
003259

GUTTER JOINER  
003273

EXPANSION OUTLET  
003303 - 100X50MM OUTLET  
003594 - 100X65MM OUTLET  
003327 - 80MM OUTLET  
003310 - 65MM OUTLET

GUTTERING  
003211  
003228

EXPANSION JOINER  
003235

GUTTER BRACKET  
003242

INTERNAL ANGLE  
003297

RIGHT HAND STOP  
END 003266

EXTERNAL ANGLE  
003280

### Illustration

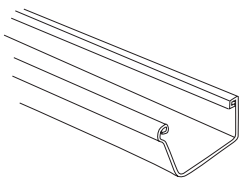
### Description

### Part No.

### Pack Qty

### Colour

### APN



Cloudburst™ Guttering  
2.9m

003211

4

White



5m

003228

4

White

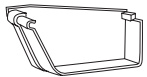


Gutter Bracket

003242

10

White



Left Hand Stop End

003259

10

White

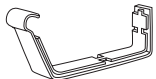


Right Hand Stop End

003266

10

White

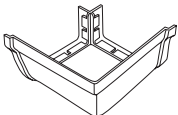


Gutter Joiner

003273

20

White

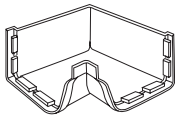


External Angle

003280

5

White

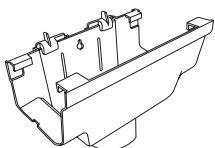


Internal Angle

003297

3

White



Expansion Outlet with Backplate –  
65mm

003310

5

White

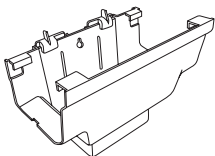


80mm

003327

3

White



100 x 50mm

003303

5

White

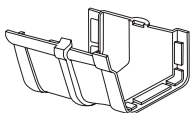


100 x 65mm

003594

5

White



Expansion/Contraction Joiner

003235

5

White



Welding Solvent 180g

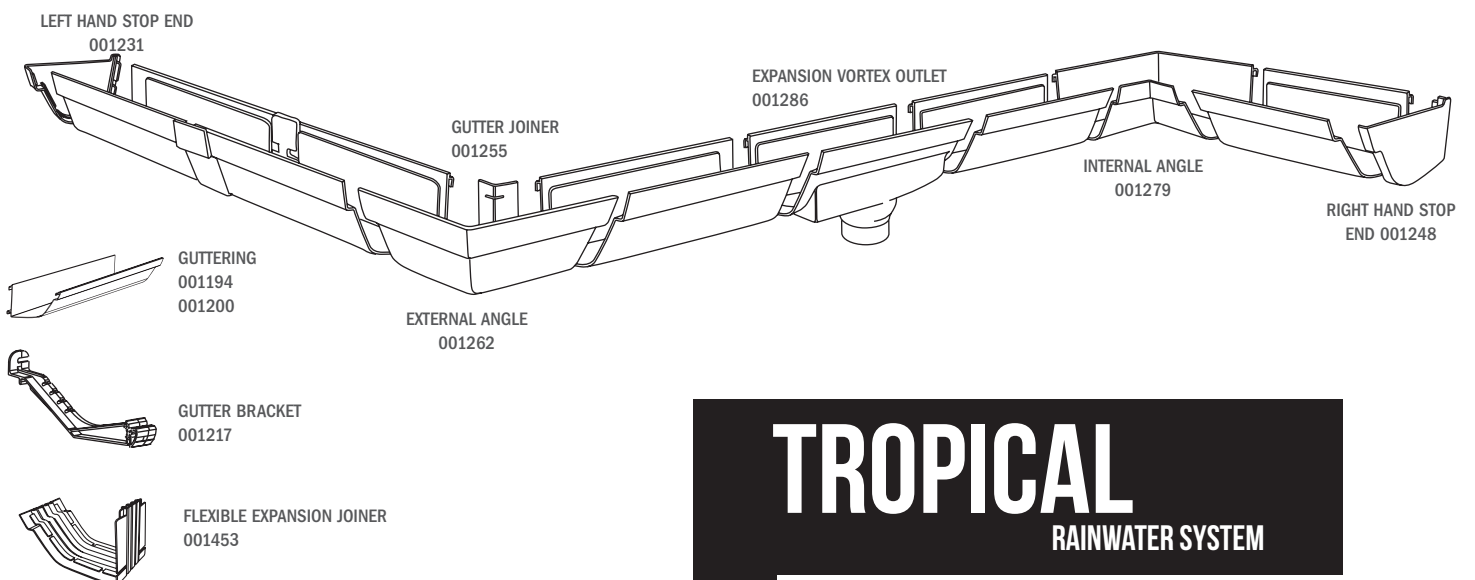
003006

10

White



Illustration	Description	Part No.	Pack Qty	Colour	APN
	Tropical Guttering 2.9m	001194	4	White	9 312703 001194
	5m	001200	4	White	9 312703 001200
	Gutter Bracket	001217	10	White	9 312703 001217
	Mounting Strip 3.0m	001224	5	White	9 312703 001224
	Left Hand Stop End	001231	5	White	9 312703 001231
	Right Hand Stop End	001248	5	White	9 312703 001248
	Gutter Joiner	001255	5	White	9 312703 001255
	External Angle	001262	3	White	9 312703 001262
	Internal Angle	001279	3	White	9 312703 001279
	Vortex Outlet – 90mm	001286	3	White	9 312703 001286
	Expansion/Contraction Joiner	001293	5	White	9 312703 001293
	Flexible Expansion Joiner	001453	5	White	9 312703 001453

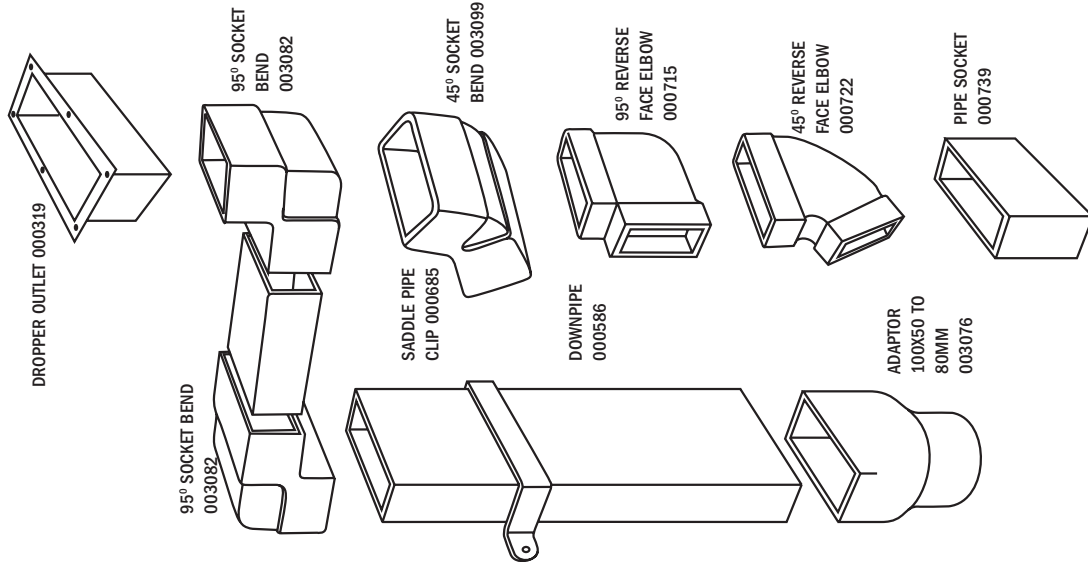


# TROPICAL

## RAINWATER SYSTEM

# 100x50mm RECTANGULAR DOWNPIPE SYSTEM

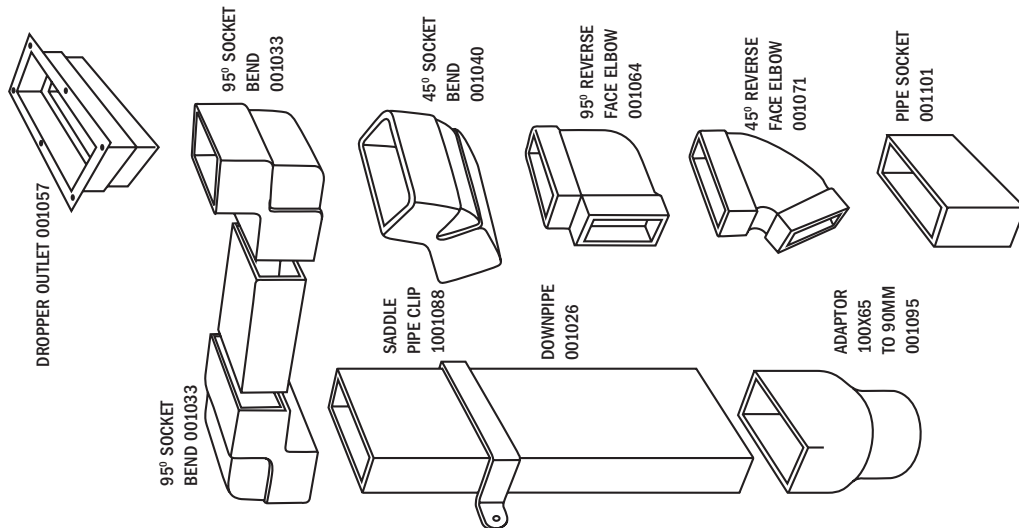
Description	Part No.	Pack Qty	Colour	APN	Illustration
100 x 50mm Downpipe					
3m	000586	10	White	9 13 12 703 000586	
6m	161000-388-6000		White	9 314555 028817	
9m	161000-388-9000		White		
95° Socket Bend	003082	10	White	9 13 12 703 003082	
Dropper Outlet	000319	10	White	9 13 12 703 000319	
100x50 Saddle Pipe Clip	000685	30	White	9 13 12 703 000685	
45° Socket Bend	003099	10	White	9 13 12 703 003099	
95° Reverse Face Elbow	000715	5	White	9 13 12 703 000715	
45° Reverse Face Elbow	000722	5	White	9 13 12 703 000722	
Pipe Socket	000739	20	White	9 13 12 703 000739	
Adaptor 100 x 50 to 80mm	003075	5	White	9 13 12 703 003075	
90mm	000661	5	White	9 13 12 703 000661	






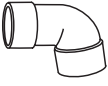
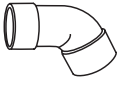

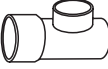




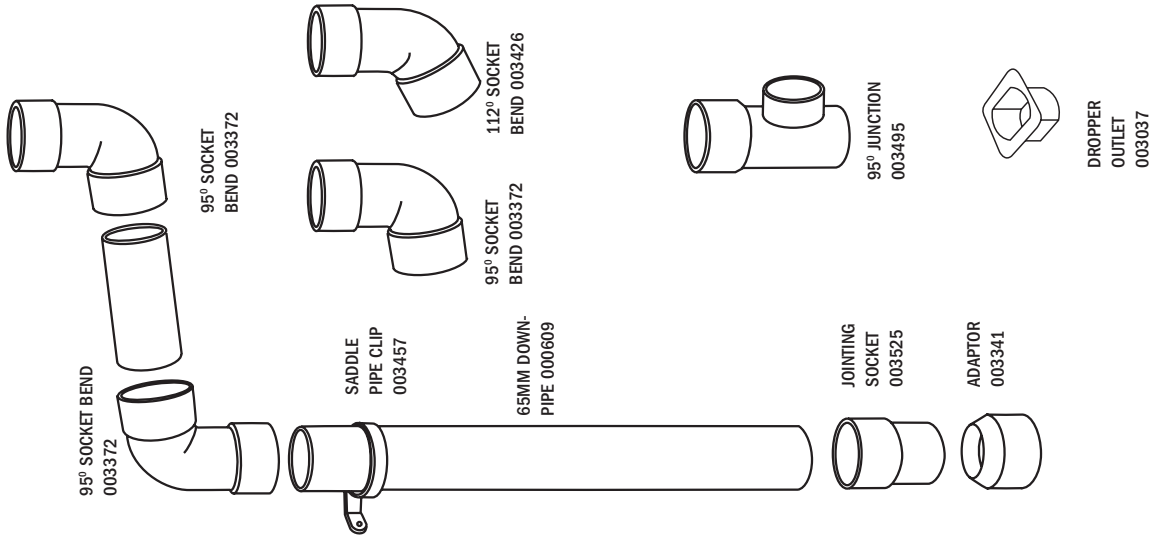
# 100x65mm RECTANGULAR DOWNPIPE SYSTEM

Description	Part No.	Pack Qty	Colour	APN	Illustration
100 x 65mm x 3m Downpipe	001026	8	White	9 13 12703 1001026	
95° Socket Bend	001033	10	White	9 13 12703 1001033	
Dropper Outlet	001057	10	White	9 13 12703 1001057	
100x65 Saddle Pipe Clip	001088	30	White	9 13 12703 1001088	
45° Socket Bend	001040	10	White	9 13 12703 1001040	
95° Reverse Face Elbow	001064	3	White	9 13 12703 1001064	
45° Reverse Face Elbow	001071	3	White	9 13 12703 1001071	
Pipe Socket	001101	20	White	9 13 12703 1001101	
Adaptor 100 x 65 to 90mm	001095	5	White	9 13 12703 1001095	










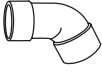












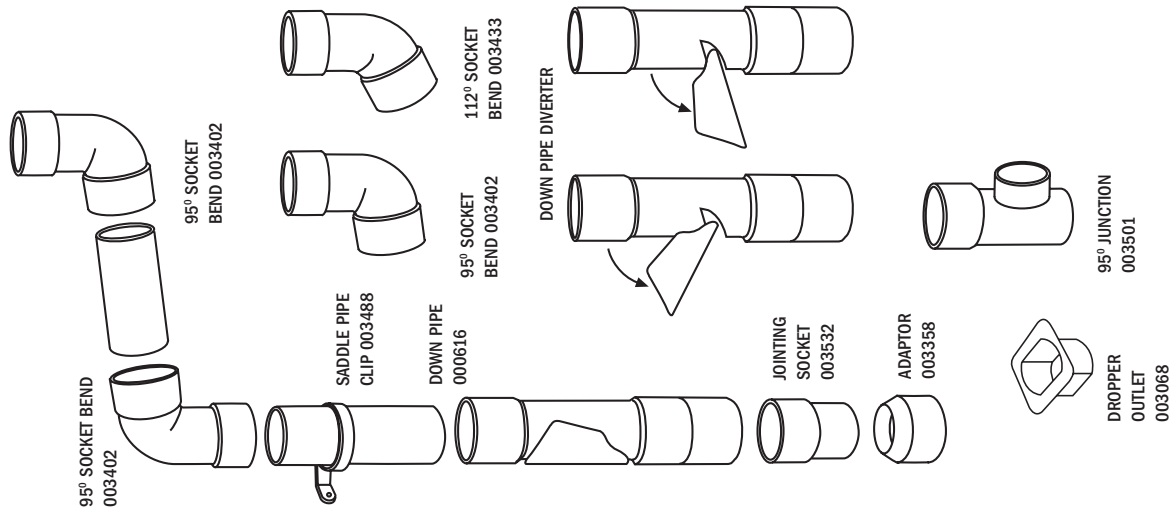
# 65mm ROUND DOWNPIPE SYSTEM

Description	Part No.	Pack Qty	Colour	APN	Illustration
65mm Downpipe x 3m	000609	12	White	9 13 12703 1000609	
Dropper Outlet	003037	10	White	9 13 12703 1003037	
Adaptor 65mm to 90mm	003341	10	White	9 13 12703 1003341	
95° Socket Bend	003372	10	White	9 13 12703 1003372	
112° Socket Bend	003426	10	White	9 13 12703 1003426	
65mm Pipe Clip	003457	20	White	9 13 12703 1003457	
95° Junction	003495	3	White	9 13 12703 1003495	
Jointing Socket	003525	20	White	9 13 12703 1003525	
Multi Reducer 40-50-60-70-80-90mm	001149	10	Jazz	9 13 12703 1001149	










# 80mm ROUND DOWNPIPE SYSTEM



























Description	Part No.	Pack Qty	Colour	APN	Illustration
80mm Downpipe x 3m	000616	9	White		
Dropper Outlet	003068	10	White		
Adaptor 80mm to 90mm	003358	10	White		
95° Socket Bend	003402	10	White		
112° Socket Bend	003433	10	White		
80mm Pipe Clip	003471	20	White		
95° Junction	003501	5	White		
Joining Socket	003532	15	White		
Multi Reducer 40-50-60-70-80-90mm	001149	10	Jazz		
80mm Gutter Plug	013134	20	-		



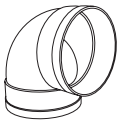
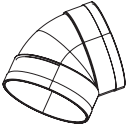

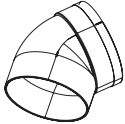

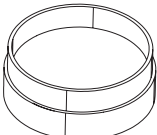

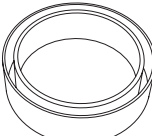
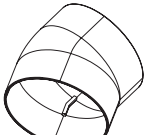
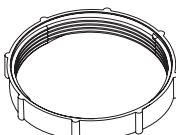
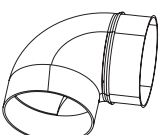
# 65mm COLOURED DOWNPIPE SYSTEM

Illustration	Description	Part No.	Pack Qty	Colour	APN
	65mm Downpipe x 3m	0006009.C	12	Cream	 9 314555 012700
	Dropper Outlet	003037.C	10	Cream	 9 312703 003051
	95° Socket Bend	003372.C	10	Cream	 9 312703 003617
	112° Socket Bend	003426.C	10	Cream	 9 312703 003570
	Pipe Clip	003457.C	20	Cream	 9 312703 003662
	Jointing Socket	003525.C	20	Cream	 9 312703 003556
	65mm Downpipe x 3m	000609.PB	12	Paperbark	 9 312703 001958
	Dropper Outlet	003037.PB	10	Paperbark	 9 312703 001828
	95° Socket Bend	003372.PB	10	Paperbark	 9 312703 001835
	112° Socket Bend	003426.PB	10	Paperbark	 9 312703 001842
	Pipe Clip	003457.PB	20	Paperbark	 9 312703 001859
	Jointing Socket	003525.PB	20	Paperbark	 9 312703 001866
	Adaptor 65 to 90mm Round	003341.PB		Paperbark	 9 312703 001873



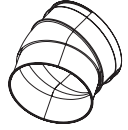

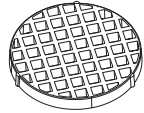

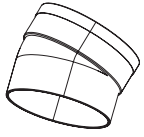






# 80mm COLOURED DOWNPIPE SYSTEM

Illustration	Description	Part No.	Pack Qty	Colour	APN
	80mm Downpipe x 3m	000616.C	9	Cream	 9 314555 012724
	Dropper Outlet	003068.C	10	Cream	 9 312703 003648
	95° Socket Bend	003402.C	10	Cream	 9 312703 003587
	112° Socket Bend	003433.C	10	Cream	 9 312703 003617
	Pipe Clip	003471.C	20	Cream	 9 312703 003679
	Jointing Socket	003532.C	15	Cream	 9 312703 003600
	80mm Downpipe x 3m	000616.PB	9	Paperbark	 9 312703 001965
	Dropper Outlet	003068.PB	10	Paperbark	 9 312703 001880
	95° Socket Bend	003402.PB	10	Paperbark	 9 312703 001897
	112° Socket Bend	003433.PB	10	Paperbark	 9 312703 001903
	Pipe Clip	003471.PB	20	Paperbark	 9 312703 001910
	Jointing Socket	003532.PB	15	Paperbark	 9 312703 001927
	Adaptor 80 to 90mm	003358.PB		Paperbark	 9 312703 001934

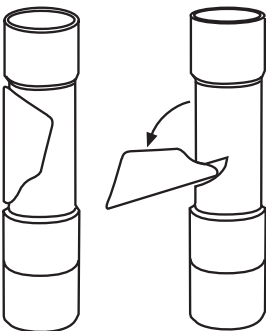

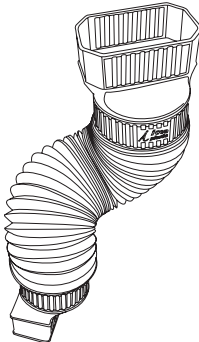




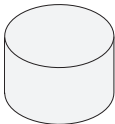

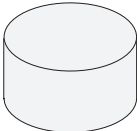

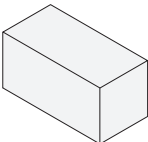



# 90mm Stormwater ACCESSORIES

Illustration	Description	Part No.	Colour	Pack Qty	Length	APN
	90mm x 90 deg F/F BEND	028855	White	100		9 314555 028855
	90mm x 45 deg F/F BEND	028848	White	100		9 314555 028848
	90mm storm grate ASSEMBLY	002078	White	72		9 312703 002078
	90mm x 45 deg M/F BEND	002030	White	100		9 312703 002030
	90mm x 90 deg F/F TEE	002009	White	10		9 312703 002009
	90mm push on cap	028893	White	50		9 314555 028893
	90mm x 22.5 deg F/F BEND	028831	White	50		9 314555 028831
	90mm x 100mm SOCKET REDUCER	002047	White	50		9 312703 002047
	90mm x 15 deg F/F BEND	028824	White	50		9 314555 028824
	90mm threaded cap	028909	White	50		9 314555 028909
	90mm x 90 deg M/F BEND	002054	White	25		9 312703 002054

# 90mm Stormwater ACCESSORIES

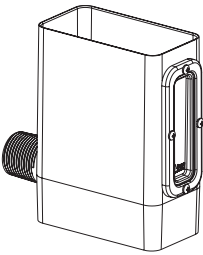

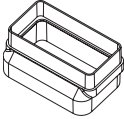
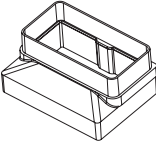
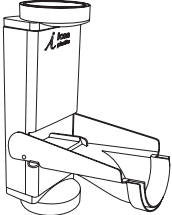
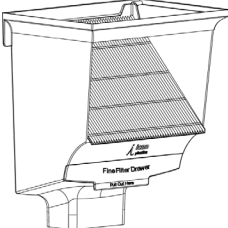
Illustration	Description	Part No.	Colour	Pack Qty	Length	APN
	90mm x 45 deg F/F JUNCTION	002023	White	10		 9 312703 002023
	90mm x 22.5 deg M/F BENDS	028879	White	50		 9 314555 028879
	90mm finishing collar WITH GRATE	002085	White	10		 9 312703 002085
	90mm x 15 deg M/F BEND	028862	White	50		 9 314555 028862
	90mm threaded coupling	002016	White	50		 9 312703 002016
	90mm slip coupling	001989	White	10		 9 312703 001989
	Stormwater Pipe	142454-323-3000	White (lead FREE)	60	3m	
		142454-323-6000	White (lead FREE)	60	6m	
		142454-972-3000	Jazz (lead FREE)	60	3m	
		142454-972-6000	Jazz (lead FREE)	60	6m	

# Rainwater ACCESSORIES

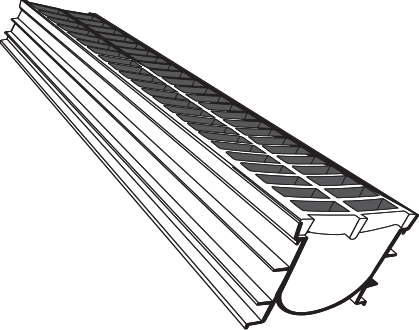
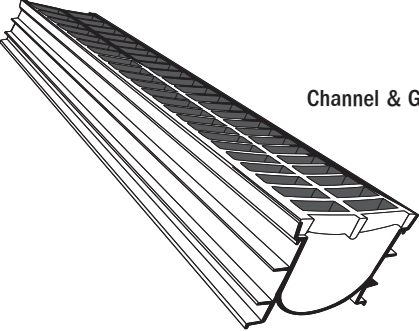
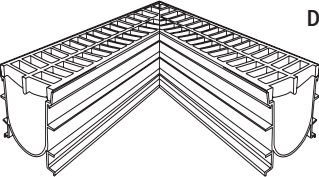
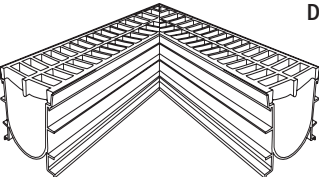
Illustration	Description	Part No.	Pack Qty	Colour	APN
	80mm Rain Diverter	1REP80B	9	White	 9 314555 012663
	Plumber's Elbo	003709	10	White	 9 312703 003709
	Great Barrier Leaf	141002	3m	-	 9 312703 410026
		141001	100m	-	 9 312703 410019
	80mm Gutter Plug	013134	20	-	 9 314555 013134
	90mm Gutter Plug	013127	20	-	 9 314555 013127
	100x50mm Gutter Plug	013141	20	-	 9 314555 013141
	Temporary Flexible Downpipe	1TFD	4	-	 9 330116 000009



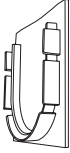





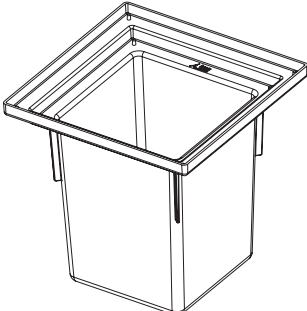
# Rainwater ACCESSORIES

Illustration	Description	Part No.	Pack Qty	Colour	APN
	Rectangular Rain Diverter	001712	5	White	9 312703 001712
	Rain Diverter Adaptor 90mm	001729	20	White	9 312703 001729
	Rain Diverter Adaptor 100x65mm	001736	10	White	9 312703 001736
	Rain Diverter Adaptor 100x75mm	001743	10	White	9 312703 001743
	Flap Rainwater Diverter	000524	5	White	9 312703 000524
	Leaf & Debris Controller	000470	3	White	9 312703 000470





# DRAINAWAY™

Illustration	Description	Part No.	Pack Qty	Colour	APN
	<b>Channel &amp; Grate – 1m</b> 1000mm x 115mm x 123mm	001323	4	Black	9 312703 001323
		001330	4	Terracotta	9 312703 001330
		001347	4	Green	9 312703 001347
		001354	4	Sandstone	9 312703 001354
		000388	4	Galvanised	9 312703 000388
		000395	4	Stainless	9 312703 000395
	<b>Channel &amp; Grate - 3m</b>	001361	4	Black	9 312703 001361
		001378	4	Terracotta	9 312703 001378
		001385	4	Green	9 312703 001385
		001392	4	Sandstone	9 312703 001392
		000401	4	Galvanised	9 312703 000401
		000418	4	Stainless	9 312703 000418
	<b>Drainaway Complete 45° Bend</b>	001460	4	Black	9 312703 001460
		001477	4	Terracotta	9 312703 001477
		001484	4	Green	9 312703 001484
		001491	4	Sandstone	9 312703 001491
		002092	4	Stainless	
	<b>Drainaway Complete 90° Bend</b>	001507	4	Black	9 312703 001507
		001514	4	Terracotta	9 312703 001514
		001521	4	Green	9 312703 001521
		001538	4	Sandstone	9 312703 001538
		002108	4	Stainless	

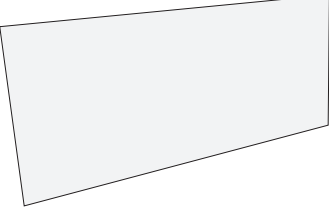
# DRAINAWAY™

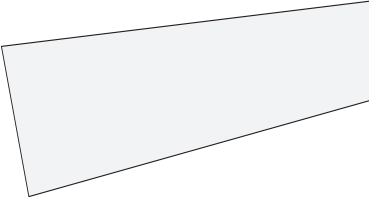
Illustration	Description	Part No.	Pack Qty	Colour	APN
	End Cap	001422	25	Black	9 312703 001422
	Horizontal Outlet	001439	25	Black	9 312703 001439
	Vertical Dropper	001446	25	Black	9 312703 001446
	Straight Joiner	001408	25	Black	9 312703 001408
	Solvent Welding Gel	001316	1	Clear	9 312703 001316
	Drainage Pit Base 250 x 250 x 250MM	003716	5	Black	9 312703 003716
	Drainage Pit Base 300 x 300 x 280MM	003723	5	Black	9 312703 003723

# DRAINAWAY™

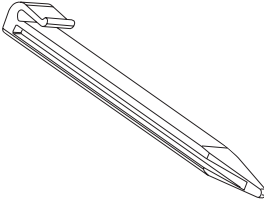












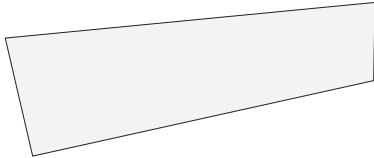







Illustration	Description	Part No.	Pack Qty	Colour	APN
	<b>Mini Pit (base)</b> 250 x 250MM	028954	5	Black	 9 314555 028954
	<b>Mini Pit &amp; Grate</b> 250 x 250MM	028961	5	Black	 9 314555 028961
	<b>Mini Pit &amp; Grate</b> 250 x 250MM	028978	5	Aluminium	 9 314555 028978
	<b>Drainage Pit Grate</b> 250 x 250MM	001637BK	5	Black	 9 312703 001637
		001637TR	5	Terracotta	 9 312703 001644
		001637GR	5	Green	 9 312703 001651
		001637SS	5	Sandstone	 9 312703 001675
		001682AL	5	Aluminium	
	<b>Drainage Pit Grate</b> 300 x 300MM	001699BK	5	Black	 9 312703 001699
		001699TR	5	Terracotta	 9 312703 001798
		001699GR	5	Green	 9 312703 001804
		001699SS	5	Sandstone	 9 312703 001811

# Outdoor and GARDEN




Illustration	Description	Part No.	Length	Colour	APN
	Icon Garden Edging 150mm Garden Edge	150151-150-0006	6m	Black	9 314555 028107
		150151-150-0015	15m	Black	9 314555 028114
		150151-150-0030	30m	Black	9 314555 028121
		150151-572-0006	6m	Terracotta	9 314555 028138
		150151-572-0015	15m	Terracotta	9 314555 028145
		150151-572-0030	30m	Terracotta	9 314555 028152
		150151-577-0006	6m	Sandstone	9 314555 028169
		150151-577-0015	15m	Sandstone	9 314555 028176
		150151-577-0030	30m	Sandstone	9 314555 028183
		150151-836-0006	6m	Green	9 314555 029548
		150151-836-0015	15m	Green	9 314555 028213
		150151-836-0030	30m	Green	9 314555 029555

	Icon Landscape Edging 100mm Garden Edge	150101-150-0010	10m	Black	9 314555 029494
		150101-150-0030	30m	Black	9 314555 028190
		150101-493-0010	10m	Jarra	9 314555 029531
		150101-493-0030	30m	Jarra	9 314555 028206




# Outdoor and GARDEN

Illustration	Description	Part No.	Length	Colour	Pack Qty	APN
	Multi-Peg	165-00367	-	Terracotta	50	
		165-00374	-	Sandstone	50	
		165-00836	-	Dark Green	50	
		165-00376	-	Black	50	
	Icon Lattice	155001-572-2400	2400mm	Terracotta	5	
	Square	155001-001-2400	2400mm	Sandstone	5	
		155001-100-2400	2400mm	Black	5	
	Icon Lattice	155002-572-2400	2400mm	Terracotta	5	
	Diamond	155002-001-2400	2400mm	Sandstone	5	
		155002-100-2400	2400mm	Black	5	
	Icon Landscape Edging 75mm Garden Edge	150075-493-4200	4.2m	Jarrah		
		150075-150-4200	4.2m	Black		
	Garden Pots 21" SERIES 495MM	GP-0021TR		Terracotta	10	
		GP-0021HG		Heritage Green	10	
		GP-0021SS		Sandstone	10	
		GS-0021TR (saucer)		Terracotta	10	
		GS-0021HG (saucer)		Heritage Green	10	
		GS-0021SS (saucer)		Sandstone	10	

# Outdoor and GARDEN


Illustration	Description	Part No.	Colour	Pack Qty	APN
	<b>Garden Pots</b> <b>18" SERIES</b> <b>400MM</b>	GP-0018TR	Terracotta	10	9 314555 032425
		GP-0018HG	Heritage Green	10	9 314555 032432
		GP-0018SS	Sandstone	10	9 314555 032449
		GS-0018TR (saucer)	Terracotta	10	9 314555 032456
		GS-0018HG (saucer)	Heritage Green	10	9 314555 032463
		GS-0018SS (saucer)	Sandstone	10	9 314555 032470
	<b>Garden Pots</b> <b>14" SERIES</b> <b>325MM</b>	GP-0014TR	Terracotta	10	9 314555 032487
		GP-0014HG	Heritage Green	10	9 314555 032494
		GP-0014SS	Sandstone	10	9 314555 032500
		GS-0014TR (saucer)	Terracotta	10	9 314555 032517
		GS-0014HG (saucer)	Heritage Green	10	9 314555 032524
		GS-0014SS (saucer)	Sandstone	10	9 314555 032531
	<b>Garden Pots</b> <b>12" SERIES</b> <b>260MM</b>	GP-0012TR	Terracotta	10	9 314555 032548
		GP-0012HG	Heritage Green	10	9 314555 032555
		GP-0012SS	Sandstone	10	9 314555 032562
		GS-0012TR (saucer)	Terracotta	10	9 314555 032579
		GS-0012HG (saucer)	Heritage Green	10	9 314555 032586
		GS-0012SS (saucer)	Sandstone	10	9 314555 032593

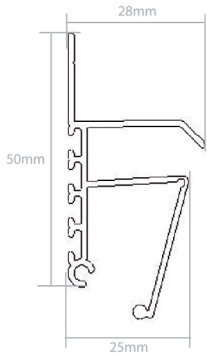
# Outdoor and GARDEN

Illustration	Description	Part No.	Colour	Pack Qty	APN
	<b>Garden Pots</b> <b>11" SERIES</b>	GP-0011TR	Terracotta	10	9 314555 032609
		GP-0011HG	Heritage Green	10	9 314555 032616
		GP-0011SS	Sandstone	10	9 314555 032623
		GS-0011TR (saucer)	Terracotta	10	9 314555 032630
		GS-0011HG (saucer)	Heritage Green	10	9 314555 032647
		GS-0011SS (saucer)	Sandstone	10	9 314555 032654
	<b>Garden Pots</b> <b>9.5" SERIES</b> <b>215MM</b>	GP-0095TR	Terracotta	10	9 314555 032661
		GP-0095HG	Heritage Green	10	9 314555 032678
		GP-0095SS	Sandstone	10	9 314555 032685
		GS-0095TR (saucer)	Terracotta	10	9 314555 032692
		GS-0095HG (saucer)	Heritage Green	10	9 314555 032708
		GS-0095SS (saucer)	Sandstone	10	9 314555 032715
	<b>Garden Pots</b> <b>7.5" SERIES</b> <b>165MM</b>	GP-0075TR	Terracotta	10	9 314555 032722
		GP-0075HG	Heritage Green	10	9 314555 032739
		GP-0075SS	Sandstone	10	9 314555 032746
		GS-0075TR (saucer)	Terracotta	10	9 314555 032753
		GS-0075HG (saucer)	Heritage Green	10	9 314555 032760
		GS-0075SS (saucer)	Sandstone	10	9 314555 032777



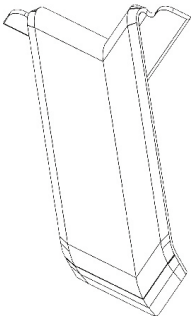
# EAVE SYSTEM

Illustration	Description	Part No.	Length	Colour	Pack Qty
	Eave Sheet	178881-388-3100	3100mm	White	5
		178881-084-3100	3100mm	Almond	5



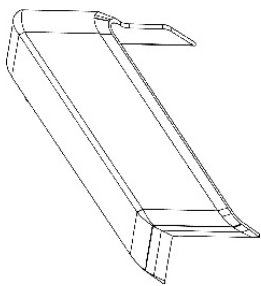
Eave Mounting Clip

178882-388-3000	3000mm	White	5
178882-084-3000	3000mm	Almond	5



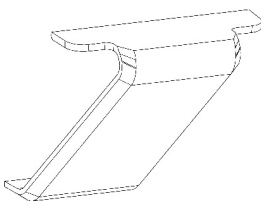
Eave Internal Cover Clip

030148	-	White
030148.AL	-	Almond



Eave External Cover Clip


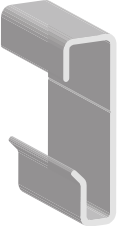

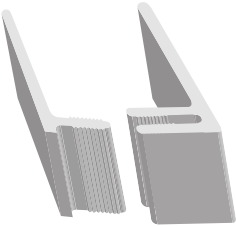
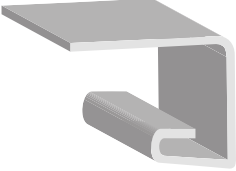
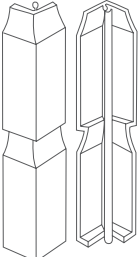
030155	-	White
030155.AL	-	Almond







Eave Straight Joiner Cover Clip

030136	-	White
030136.AL	-	Almond











# Pallside WEATHERBOARDS

Illustration	Description	Part No.	Colour	Pack Qty
	Pallside Board	1FCEMB5.84	White	5
		1FCEMBCR5.84	Vanilla Cream	5
		1FCEMBGN5.84	Glade Green	5
		1FCEMBIV5.84	Ivory	5
		1FCEMBHR5.84	Heritage Gold	5
		1FCEMBPR5.84	Primrose	5
	Starter Strip 3600mm	1PWS3.6	White	20
	Moulded Flat Soaker	1MVSF	White	20
		1MVSF CR	Vanilla Cream	20
		1MVSF GN	Glade Green	20
		1MVSF IV	Ivory	20
		1MVSF HR	Heritage Gold	20
		1MVSF PR	Primrose	20
	Two-Part Channel Trim 3000mm	PWACT3.0	White	10
		PWACTCR3.0	Vanilla Cream	10
		PWACTGN3.0	Glade Green	10
		PWACTHIV3.0	Ivory	10
		PWACTHR3.0	Heritage Gold	10
		PWACTPR3.0	Primrose	10
	J-Trim 20mm 5000m	161017-310-5000	White	20
		161017-324-5000	Vanilla Cream	20
		161017-810-5000	Glade Green	20
		161017-433-5000	Ivory	20
		161017-400-5000	Heritage Gold	20
		161017-330-5000	Primrose	20
	Moulded Corner Soaker	1MVSC	White	20
		1MVSCCR	Vanilla Cream	20
		1MVSCGN	Glade Green	20
		1MVSCIV	Ivory	20
		1MVSCHR	Heritage Gold	20
		1MVSCPR	Primrose	20

# Pallside WEATHERBOARDS

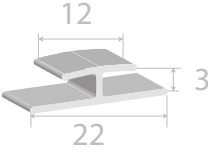


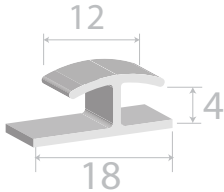




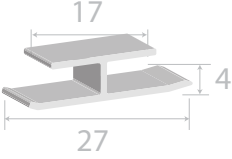






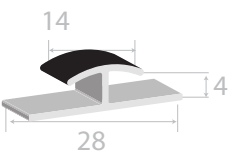



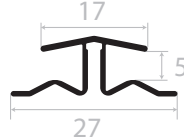


Illustration	Description	Part No.	Colour	Pack Qty
	Moulded Corner Soaker Base 2700mm	1MVCB2.7	White	20
	Solvent Cement 180g	003006	White	EACH
	90 Degree Internal -	PWA90IE3.0	White	10
	External Corner 3000mm	PWA90IECR3.0	Vanilla Cream	10
		PWA90IEGN3.0	Glade Green	10
		PWA90IEIV3.0	Ivory	10
		PWA90IEHR3.0	Heritage Gold	10
		PWA90IEPR3.0	Primrose	10
	135 Degree Internal -	PWA135IE3.0	White	10
	External Corner 3000mm	PWA135IECR3.0	Vanilla Cream	10
		PWA135IEGN3.0	Glade Green	10
		PWA135IEIV3.0	Ivory	10
		PWA135IEHR3.0	Heritage Gold	10
		PWA135IEPR3.0	Primrose	10

# Crates & STORAGE

Illustration	Description	Part No.	Pack Qty	Colour	APN
	32L Stack & Nest Crate	M-SN200NA	6	Natural	-
		M-SN200BL	6	Blue	 9 310040 002003
		M-SN200RE	6	Red	-
	46L Stack & Nest Crate	M-SN275NA	6	Natural	-
		M-SN275BL	6	Blue	 9 310040 202755
		M-SN275BK	6	Black	-
		M-SN275RE	6	Red	-
	Stack & Nest Lid	M-SNCL001NA	6	Natural	 9 310040 025002
		M-SNCL001	6	Black	
	Lug Box	M-LB001BL	3	Blue	
		M-LB001GD	3	Yellow	
		M-LB001GR	3	Green	
		M-LB001NG	3	Orange	
		M-LB001BK	3	Black	
		M-LB001RE	3	Red	
	Small 400 Series Tray	M-VSTD4001	18	Blue	
	Medium 400 Series Tray	M-VSTD4002	8	Blue	
	Large 400 Series Tray	M-VSTD4003	3	Blue	

# Joint MOULDS

Caution needs to be exercised when installing building moulding profiles in direct sunlight. Difference in temperature can cause distraction and or warping

Illustration	Description	Part No.	Colour	Pack Qty	Length	APN
	3mm H Mould (HML1)	120101-323-2440	White	25	2.440	
	For 3mm Board, Lamipanel & Aquapanel	120101-231-2440	Silver Grey	25	2.440	
	4mm H Mould (HM250)	120250-323-2400	White	25	2.400	
	For 4mm Board	120250-231-2400	Silver Grey	25	2.400	
	Used in Portable Buildings & Caravan Industries	120250-324-2400	Cream	25	2.400	
		120250-429-2400	GT Brown	25	2.400	
	Pineridge Joiner	178272-323-2435	White	25	2.435	
	Used in Portable Building Industry	178272-323-2700	White	25	2.700	
		178272-323-3000	White	25	3.000	
		178272-231-2435	Silver Grey	25	2.435	
		178272-231-3000	Silver Grey	25	3.000	
		178272-324-2435	Cream	25	2.435	
	4mm Laminated Profile Divisional Mould (HM3B)	126003-954-2740	Teak	25	2.740	
	Joint Mould for 4mm Laminated Board, Random Groove Ply & Wall Panel	126003-955-2740	Red Oak	25	2.740	
		126003-956-2740	Pine	25	2.740	
	Easy Fix for 4.5mm & 6mm (HM57)	120057-323-2400	White	25	2.400	
	For 4.5mm & 6.0mm Boards	120057-323-3000	White	25	3.000	

# Joint MOULDS

Caution needs to be exercised when installing building moulding profiles in direct sunlight. Difference in temperature can cause distraction and or warping

Illustration	Description	Part No.	Colour	Pack Qty	Length	APN
	<b>Supa Cover 5mm For 4.5mm Board, Cement Board</b>	155145-323-2400	White	25	2.400	9 314555 028763
		155145-323-3000	White	25	3.000	9 314555 011482
		155145-323-3600	White	25	3.600	9 314555 011499
	<b>4.5mm Joint Mould (HM4)  For 4.5mm Board, Cement Boards used for Garages and Eaves</b>	120004-323-1800	White	50	1.800	9 314555 000295
		120004-323-2400	White	50	2.400	9 314555 000301
		120004-323-2700	White	50	2.700	9 314555 000318
		120004-323-3000	White	50	3.000	9 314555 000325
		120004-323-3600	White	50	3.600	9 314555 000332
	<b>6mm Joint Mould (HM10)  For 6mm Plaster Board</b>	120010-323-2400	White	25	2.400	9 314555 000370
		120010-323-2700	White	25	2.700	9 314555 000387
		120010-323-3000	White	25	3.000	9 314555 000394
		120010-323-3600	White	25	3.600	9 314555 000400
	<b>7.5mm Joint Mould (HM13)  For 7.5mm Board Plain, Cement Weatherboard</b>	120013-323-0230	White	25	230mm	9 314555 000431
		120013-323-0300	White	25	300mm	9 314555 000448
		120013-323-3600	White	25	3.600	9 314555 000424

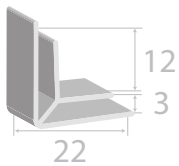


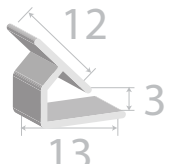

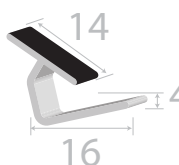





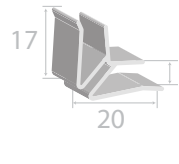





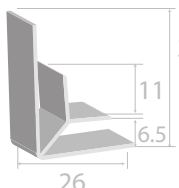



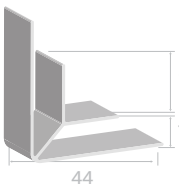

# Joint MOULDS

Caution needs to be exercised when installing building moulding profiles in direct sunlight. Difference in temperature can cause distraction and or warping

Illustration	Description	Part No.	Colour	Pack Qty	Length	APN
	7.5mm Joint Mould (HM22)	120022-323-0230	White	25	230mm	 9 314555 000462
	For 7.5mm Board Woodgrain, Cement Weatherboard	120022-323-0300	White	25	300mm	 9 314555 000479
		120022-323-3600	White	25	3.600	 9 314555 000455
	9.5mm Joint Mould (HM14)	120014-323-0205	White	25	205mm	 9 314555 000523
	For 9.5mm Board, Cement Weatherboard	120014-323-0300	White	25	300mm	 9 314555 000530
		120014-323-3600	White	25	3.600	 9 314555 000516
	10mm Joint Mould (HM47)	120047-323-2400	White	25	2.400	 9 314555 000547
	For 10mm Board, Used in Plasterboard Industry	120047-323-3000	White	25	3.000	 9 314555 000554
	13mm Joint Mould (HM8)	120008-323-2400	White	25	2.400	 9 314555 000578
	For 13mm Board, Used in Plasterboard Industry	120008-323-3600	White	25	3.600	 9 314555 000585
	16mm Joint Mould (HM34)	120034-323-2400	White	25	2.400	 9 314555 000592
	For 16mm Board, Used in Plasterboard Industry	120034-323-3600	White	25	3.600	 9 314555 000608

# Internal PROFILES

Caution needs to be exercised when installing building moulding profiles in direct sunlight. Difference in temperature can cause distraction and or warping

Illustration	Description	Part No.	Colour	Pack Qty	Length	APN
	<b>3mm Internal Mould (IML1)</b>	121001-231-2440	Silver Grey	25	2.440	
	For 3mm Board, Lamipanel & Aquapanel	121001-323-2440	White	25	2.440	
	<b>3mm Internal Mould (ICL1)</b>	121101-323-2440	White	25	2.440	
	For 3mm Board, Lamipanel & Aquapanel					
	<b>4mm Laminated Internal Mould (IC3B)</b>	127003-954-2740	Teak	25	2.740	
		127003-955-2740	Red Oak	25	2.740	
	For 4mm Laminated Board, Random Groove Ply & Wall Panel	127003-956-2740	Pine	25	2.740	
	<b>4mm Internal Mould (IM250)</b>	121250-323-2400	White	25	2.400	
	Used in Portable Buildings & Caravan Industries					
	<b>Easifix Internal Mould (IM29)</b>	121029-323-2400	White	25	2.400	
	For 4.5mm & 6.0mm Boards	121029-323-3000	White	25	3.000	
	<b>4.5mm Internal Mould (IM4)</b>	121004-323-2400	White	25	2.400	
	For 4.5mm Board, Cement Board	121004-323-3000	White	25	3.000	
	<b>6mm Internal Mould (IM10)</b>	121010-323-2400	White	25	2.400	
	For 6mm Board, Plasterboard	121010-323-3000	White	25	3.000	
		121010-323-3600	White	25	3.600	
	<b>10mm Internal Mould (IM5)</b>	121005-323-3000	White	10	3.000	
For 10mm Board, Plasterboard						



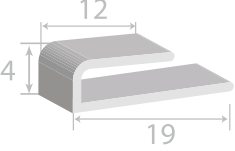
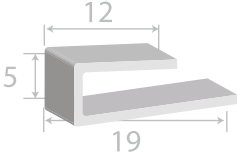
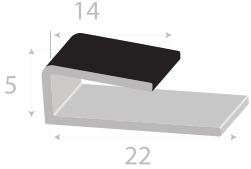
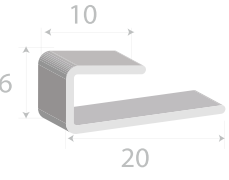
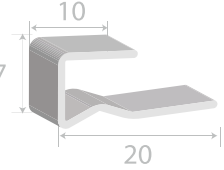
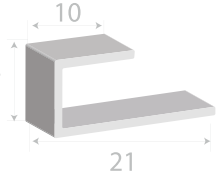
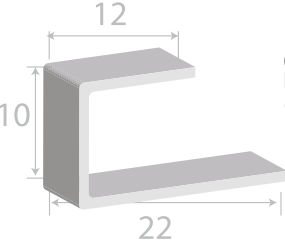
# External PROFILES

Caution needs to be exercised when installing building moulding profiles in direct sunlight. Difference in temperature can cause distraction and or warping

Illustration	Description	Part No.	Colour	Pack Qty	Length	APN
	<b>3mm External Mould (EML1)</b> For 3mm Board, Lamipanel & Aquapanel	122001-323-2440	White	25	2.440	9 314555 001391
	<b>3mm External Mould (OCL1)</b> For 3mm Board, Lamipanel & Aquapanel	122101-323-2440	White	25	2.440	9 314555 001575
		122101-231-2440	Silver Grey	25	2.440	9 314555 001667
	<b>4mm Laminated External Mould (OC3B)</b> For 4mm Laminated Board, Random Groove Ply & Wall Panel	128003-954-2740	Teak	25	2.740	9 314555 002923
		128003-955-2740	Red Oak	25	2.740	9 314555 002947
		128003-956-2740	Pine	25	2.740	9 314555 002961
	<b>4mm External Mould (EM250)</b> Used in Portable Buildings & Caravan Industries	122250-323-2400	White	25	2.400	9 314555 001704
	<b>Easifix External Corner Mould (EM29)</b> For 4.5mm & 6.0mm Boards	122029-323-2400	White	25	2.400	9 314555 012502
		122029-323-3000	White	25	3.000	9 314555 012519
	<b>4.5mm External Mould (EM4)</b> For 4.5mm Board, Cement Board	122004-323-2400	White	25	2.400	9 314555 001766
		122004-323-3000	White	25	3.000	9 314555 001773
	<b>6mm External Mould (EM10)</b> For 6mm Board, Plasterboard	122010-323-2400	White	25	2.400	9 314555 001797
		122010-323-3000	White	25	3.000	9 314555 001803
		122010-323-3600	White	25	3.600	9 314555 001810
	<b>10mm External Mould (EM5)</b> For 10mm Board & Plasterboard	122005-323-3000	White	10	3.000	9 314555 001827

# Cap PROFILES

Caution needs to be exercised when installing building moulding profiles in direct sunlight. Difference in temperature can cause distraction and or warping

Illustration	Description	Part No.	Colour	Pack Qty	Length	APN
	<b>3mm Cap Mould (CML1)</b> For 3mm Board, Lamipanel & Aquapanel	123001-323-2440	White	25	2.440	9 314555 001902
		123001-323-3660	White	25	3.660	9 314555 001919
		123001-231-2440	Silver Grey	25	2.440	9 314555 001995
	<b>4mm Cap Mould (CM250)</b> For 4mm Board, Used in Portable Buildings & Caravan Industries	123025-323-2400	White	25	2.400	9 314555 002015
		123025-231-2400	Silver Grey	25	2.400	9 314555 002077
		123025-429-2400	GT Brown	25	2.400	9 314555 002053
	<b>4mm Lamin. Cap Mould (CM3B)</b> For 4mm Laminated Board, Random Groove Ply & Wall Panel	123003-954-2740	Teak	25	2.740	9 314555 002800
		123003-955-2740	Red Oak	25	2.740	9 314555 002824
		123003-956-2740	Pine	25	2.740	9 314555 002848
	<b>4.5mm Cap Mould (CM4)</b> For 4.5mm Board, Cement Board	123004-323-2400	White	25	2.400	9 314555 002091
		123004-323-3000	White	25	3.000	9 314555 002107
		123004-323-3600	White	25	3.000	9 314555 002114
	<b>Easifix Cap Mould (CM69)</b> For 4.5mm & 6.0mm Boards	123069-323-2400	White	25	2.400	9 314555 012489
		123069-323-3000	White	25	3.000	9 314555 012496
	<b>6mm Cap Mould (CM10)</b> For 6mm Board, Plasterboard	123010-323-2400	White	25	2.400	9 314555 002121
		123010-323-3000	White	25	3.000	9 314555 002145
		123010-323-3600	White	25	3.000	9 314555 002152
	<b>10mm Cap Mould (CMI5)</b> For 10mm Plasterboard & Pineboard	123015-323-2400	White	25	2.400	9 314555 002169
		123015-323-2700	White	25	2.700	9 314555 002176
		123015-323-3000	White	25	3.000	9 314555 002183
		123015-323-3600	White	25	3.600	9 314555 002190

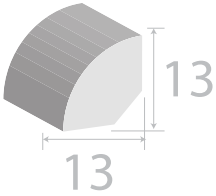

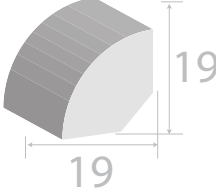


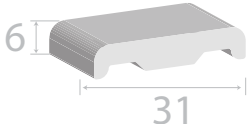






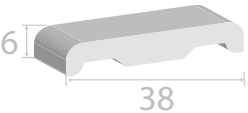



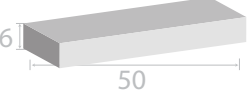



# Cap PROFILES

Caution needs to be exercised when installing building moulding profiles in direct sunlight. Difference in temperature can cause distraction and or warping

Illustration	Description	Part No.	Colour	Pack Qty	Length	APN
	<b>13mm Cap Mould (CMI8)</b>	123018-323-2400	White	25	2.400	9 314555 002206
	<b>For 13mm Plasterboard</b>	123018-323-3000	White	25	3.000	9 314555 002220
		123018-323-3600	White	25	3.600	9 314555 002237
	<b>16mm Cap Mould (CMI9)</b>	123019-323-2400	White	25	2.400	9 314555 002244
	<b>For 16mm Plasterboard &amp; Pineboard</b>	123019-323-3000	White	25	3.000	9 314555 002268
		123019-323-3600	White	25	3.600	9 314555 002275
	<b>19mm Cap Mould (CMI2)</b> <b>For 19mm Board, Plasterboard &amp; Pineboard</b>	123012-323-3600	White	25	3.600	9 314555 002282
	<b>20/22 SWG Cap Mould (CM36)</b> <b>Refrigeration Breakerstrip</b>	123036-230-3600	WT Grey	25	3.600	9 314555 010652
	<b>4mm U Track (UM13)</b>	123113-323-3600	White	25	3.600	9 314555 006174
	<b>16mm U Mould (UM67)</b>	123167-323-2400	White	25	2.400	9 314555 011376
		123167-323-3600	White	25	3.600	9 314555 011390
	<b>16mm x 22mm U Mould (UM61)</b>	123161-323-3600	White	25	3.600	9 314555 006488
	<b>18mm U Mould (UM22)</b>	123122-323-3600	White	25	3.600	9 314555 007553
		123122-113-3600	Black	25	3.600	9 314555 007577

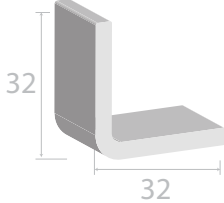
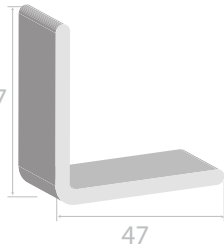
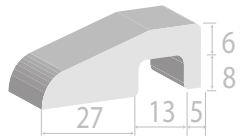
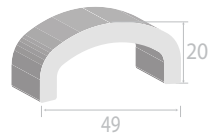
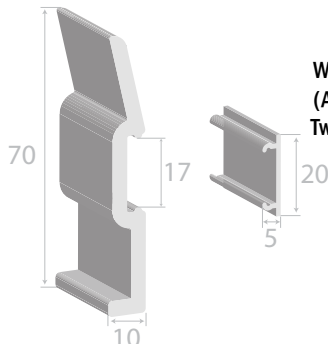
# Cellular PROFILES

Caution needs to be exercised when installing building moulding profiles in direct sunlight. Difference in temperature can cause distraction and or warping

Illustration	Description	Part No.	Colour	Pack Qty	Length	APN
	<b>12mm Cellular Quad (AC109)</b>	124009-328-2400	White	25	2.400	 9 314555 002404
	<b>18mm Cellular Quad (AC108)</b>	124008-328-2400	White	25	2.400	 9 314555 002329
		124008-328-3600	White	25	3.600	 9 314555 002336
	<b>31mm x 6mm Cover Strip Mould (CSM30)</b>	125030-328-2400	White	25	2.400	 9 314555 011062
		125030-328-3000	White	25	3.000	 9 314555 011185
		125030-328-3600	White	25	3.600	 9 314555 011079
		125030-221-2400	Seal Grey	25	2.400	 9 314555 011758
		125030-221-3000	Seal Grey	25	3.000	 9 314555 011765
		125030-438-2400	Cabot Brown	25	2.400	 9 314555 011734
	<b>38mm x 6mm Cover Strip Mould (CSM31)</b>	125031-328-2400	White	25	2.400	 9 314555 011086
		125031-328-3000	White	25	3.000	 9 314555 011154
		125031-328-3600	White	25	3.600	 9 314555 011093
	<b>50mm x 6mm Cover Strip Cellular (SA104)</b>	125204-328-2400	White	20	2.400	 9 314555 002701
		125204-328-3000	White	20	3.000	 9 314555 002718
	<b>Cement Board</b>	125204-328-3600	White	20	3.600	 9 314555 002725

# Angle PROFILES

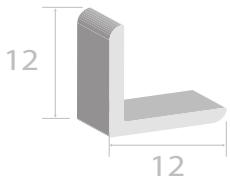
Caution needs to be exercised when installing building moulding profiles in direct sunlight. Difference in temperature can cause distraction and or warping

Illustration	Description	Part No.	Colour	Pack Qty	Length	APN
	32mm x 32mm x 4.0mm Angle Mould (AM101)	129101-328-2400	White	25	2.400	9 314555 003098
	For Cement Board	129101-328-3000	White	25	3.000	9 314555 011178
		129101-328-3600	White	25	3.600	9 314555 003104
		129101-221-2400	Seal Grey	25	2.400	—
		129101-221-3000	Seal Grey	25	3.600	—
	47mm x 47mm x 4mm Angle Mould (AM102)	129102-328-2400	White	10	2.400	9 314555 003142
	For Cement Board	129102-328-2700	White	10	2.700	9 314555 003159
		129102-328-3000	White	10	3.000	9 314555 003166
		129102-328-3600	White	10	3.600	9 314555 003173
		129102-221-2400	Seal Grey	10	2.400	—
	45mm Cellular Architrave (AC111)	124111-328-3000	White	10	3.000	9 314555 003685
		124111-110-3000	Black	10	3.000	—
	D Mould (AC119) 50mm Horizontal Fibre Cement Board	124119-328-2700	White	10	2.700	9 314555 003692
	Woodgrain (AC113) Two Part Skirting Board	124130-110-3600	Black	10	3.600	9 314555 002527

# Angle PROFILES

Caution needs to be exercised when installing building moulding profiles in direct sunlight. Difference in temperature can cause distraction and or warping

## Illustration



## Description

## Part No.

## Colour

## Pack Qty

## Length

## APN

12mm x 12mm x 1.5mm  
Angle Mould  
(EAM1)

For External Corner & Fish  
Tanks

130101-323-2400

White

25

2.400



130101-323-3600

White

25

3.600



130101-231-2400

Silver Grey

25

2.400



130101-231-3600

Silver Grey

25

3.600



130101-429-2400

GT Brown

25

2.400



130101-113-2400

Black

25

2.400



130101-113-3600

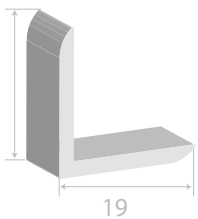
Black

25

3.600



19



19mm x 19mm x 2.0mm  
Angle Mould  
(EAM2)

For External Corners

130102-323-2400

White

25

2.400



130102-323-3600

White

25

3.600



130102-231-2400

Silver Grey

25

2.400



130102-429-2400

GT Brown

25

2.400



130102-429-3600

GT Brown

25

3.600



130102-430-2400

Cabot Brown

25

2.400



130102-113-3600

Black

25

3.600



# Angle PROFILES

Caution needs to be exercised when installing building moulding profiles in direct sunlight. Difference in temperature can cause distraction and or warping

Illustration	Description	Part No.	Colour	Pack Qty	Length	APN
	25mm x 25mm x 1.8mm Angle Mould (EAM3)	130103-323-2400	White	25	2.400	9 314555 003463
	For External Corners	130103-323-3600	White	25	3.600	9 314555 003470
		130103-231-3600	Silver Grey	25	3.600	9 314555 003555
		130103-429-2400	GT Brown	25	2.400	9 314555 003487
		130103-429-3600	GT Brown	25	3.600	9 314555 003494
		130103-113-2400	Black	25	2.400	9 314555 003524
		130103-113-3600	Black	25	3.600	9 314555 003531
	25mm x 25mm Laminated Internal Mould (SA181I)	127181-954-2740	Teak	10	2.740	9 314555 003043
	Random Groove Ply & Wall Panel	127181-956-2740	Pine	10	2.740	9 314555 003081
	25mm x 25mm Laminated External Mould (SA181E)	128181-954-2740	Teak	10	2.740	9 314555 002985
	Random Groove Ply & Wall Panel	128181-956-2740	Pine	10	2.740	9 314555 003029
	38mm x 38mm x 3mm Angle Mould (AM8)	130008-323-3600	White	10	3.600	9 314555 003579

# Angle PROFILES

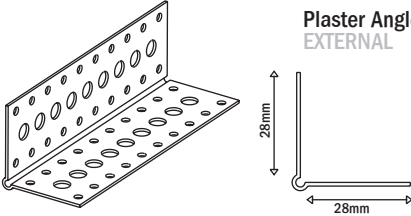



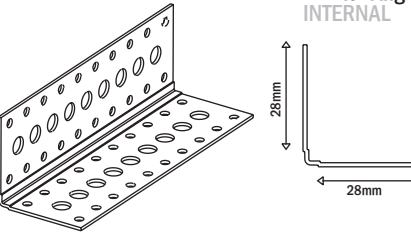



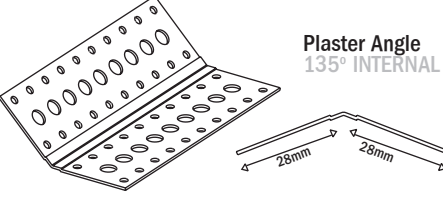



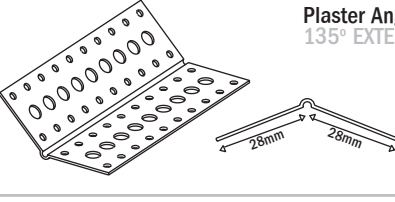



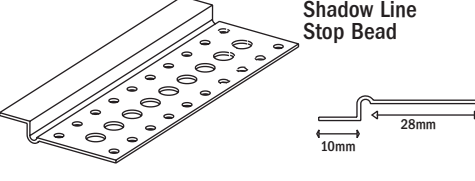



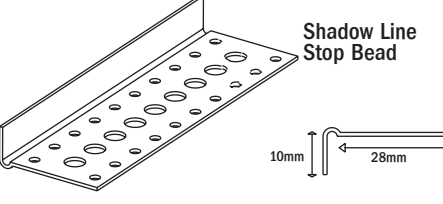



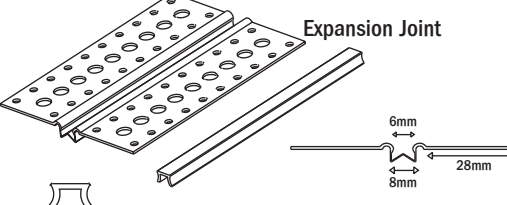



Caution needs to be exercised when installing building moulding profiles in direct sunlight. Difference in temperature can cause distraction and or warping

Illustration	Description	Part No.	Colour	Pack Qty	Length	APN
	16mm x 38mm x 1mm Flashing Mould (AM23)	130023-323-3600	White	25	3.600	 9 314555 003586
	25mm x 25mm x 1.5mm Flashing Mould (AM21)	130021-323-3600	White	25	3.600	 9 314555 003616
	50mm x 25mm x 1mm Flashing Mould (AM27)	130027-323-3600	White	25	3.600	 9 314555 003593
	50mm x 50mm x 1.25mm Flashing Mould (AM33)	130033-323-3200	White	20	3.200	—
		130033-323-3600	White	20	3.600	 9 314555 003609
		130033-971-2400	Jazz	20	2.400	 9 314555 011826
	150mm x 50mm x 1.2m Flashing Mould (AM29)	130029-971-3000	Jazz	20	3.000	 9 314555 003661
	100mm x 50mm x 1.5m Flashing Mould (AM26)	130026-971-3000	Jazz	20	3.000	 9 314555 003630
	75mm x 50mm x 1.2m Flashing Mould (AM17)	130017-971-3000	Jazz	20	3.000	 9 314555 003654




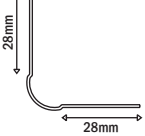
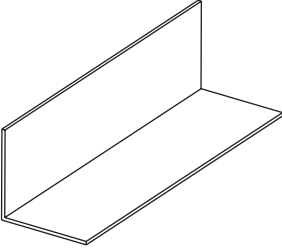
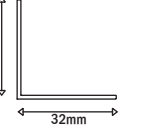
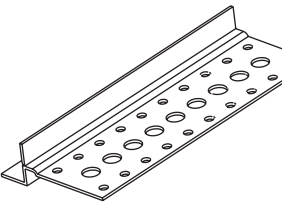
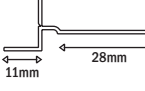
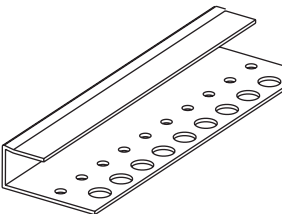
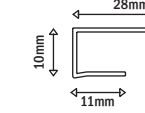
# Plaster ANGLE

Caution needs to be exercised when installing building moulding profiles in direct sunlight. Difference in temperature can cause distraction and or warping

Illustration	Description	Part No.	Colour	Pack Qty	Length	APN
	<b>Plaster Angle EXTERNAL</b>	130001-323-2400	White	25	2.400	
		130001-323-2700	White	25	2.700	
		130001-323-3000	White	25	3.000	
	<b>Plaster Angle INTERNAL</b>	130007-323-2400	White	25	2.400	
		130007-323-2700	White	25	2.700	
		130007-323-3000	White	25	3.000	
	<b>Plaster Angle 135° INTERNAL</b>	130009-323-2400	White	25	2.400	
		130009-323-2700	White	25	2.700	
		130009-323-3000	White	25	3.000	
	<b>Plaster Angle 135° EXTERNAL</b>	130010-323-2400	White	25	2.400	
		130010-323-2700	White	25	2.700	
		130010-323-3000	White	25	3.000	
	<b>Shadow Line Stop Bead</b>	130011-323-2400	White	25	2.400	
		130011-323-2700	White	25	2.700	
		130011-323-3000	White	25	3.000	
	<b>Shadow Line Stop Bead</b>	130012-323-2400	White	25	2.400	
		130012-323-2700	White	25	2.700	
		130012-323-3000	White	25	3.000	
	<b>Expansion Joint</b>	130013-323-2400	White	25	2.400	
		130013-323-2700	White	25	2.700	
		130013-323-3000	White	25	3.000	

# Plaster ANGLE

Caution needs to be exercised when installing building moulding profiles in direct sunlight. Difference in temperature can cause distraction and or warping

Illustration	Description	Part No.	Colour	Pack Qty	Length	APN
	<b>Bullnose 10MM</b> 	130014-323-2400	White	25	2.400	9 314555 030551
		130014-323-2700	White	25	2.700	9 314555 030568
		130014-323-3000	White	25	3.000	9 314555 030575
	<b>Reinforced Angle 32 x 32 x 1.2MM</b> 	130016-323-2400	White	25	2.400	9 314555 030612
		130016-323-2700	White	25	2.700	9 314555 030629
		130016-323-3000	White	25	3.000	9 314555 030636
	<b>Tear Off Bead 10MM</b> 	130020-323-2400	White	25	2.400	9 314555 030643
		130020-323-2700	White	25	2.700	9 314555 030650
		130020-323-3000	White	25	3.000	9 314555 030667
	<b>Angle Cap 10MM</b> 	130022-323-2400	White	25	2.400	9 314555 030674
		130022-323-2700	White	25	2.700	9 314555 030681
		130022-323-3000	White	25	3.000	9 314555 030698

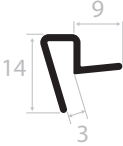

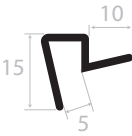

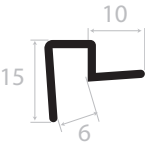

# Glass TRACK

Caution needs to be exercised when installing building moulding profiles in direct sunlight. Difference in temperature can cause distraction and or warping

Illustration	Description	Part No.	Colour	Pack Qty	Length	APN
	<b>4mm Glass Track Top (TR25)</b>	134025-323-3600	White	15	3.600	 9 314555 005207
		134025-429-3600	GT Brown	15	3.600	 9 314555 005214
	<b>4mm Glass Track Bottom (TR26)</b>	134026-323-3600	White	15	3.600	 9 314555 005221
		134026-429-3600	GT Brown	15	3.600	 9 314555 005238
	<b>4mm Glass Track Pre Pack (TR25/26)</b>	134256-323-1800	White	10	1.800	 9 314555 005306
	<b>5mm Glass Track Pre Pack (TR14/15)</b>	134145-323-1800	White	10	1.800	 9 314555 005375
	<b>6mm Glass Track Top (TR16)</b>	134016-323-3600	White	15	3.600	 9 314555 005269
	<b>6mm Glass Track Bottom (TR17)</b>	134017-323-3600	White	15	3.600	 9 314555 005283
	<b>6mm Glass Track Pre Pack (TR16/17)</b>	134167-323-1800	White	10	1.800	 9 314555 005320

# Glass TRACK

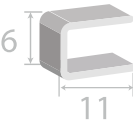

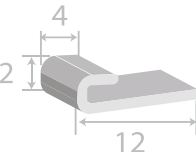

Caution needs to be exercised when installing building moulding profiles in direct sunlight. Difference in temperature can cause distraction and or warping

Illustration	Description	Part No.	Colour	Pack Qty	Length	APN
	3mm & 4mm Aquarium Cover & Mould (SA671)	160671-113-3600	Black	25	3.600	 9 314555 005436
	5mm Aquarium Cover & Mould (SA571)	142571-113-3600	Black	25	3.600	 9 314555 010683
	6mm Aquarium Cover & Mould (SA547)	142547-113-3600	Black	25	3.600	 9 314555 005368

## Print INDUSTRY



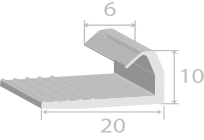
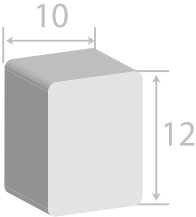



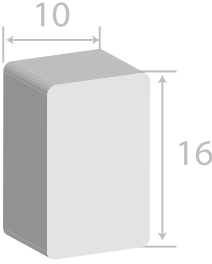






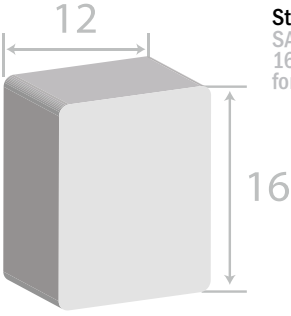






	3mm hanger clip AC64	123264-323	White	500	3.600	—
		123264-113	Black	500	3.600	—
	6mm paper holder AC46	123246-323-3600	White	25	3.600	—
		123246-113-3600	Black	25	3.600	—
	3mm Paper Holder AC68	123268-323-3600	White	25	3.600	—
		123268-113-3600	Black	25	3.600	—

## Screen Door PROFILES

	5.5mm U Mould CM29 insert for screen doors	123029-113-3600	Black	25	3.600	 9 314555 005467
	1.4mm Cap Mould CM26 cap mould for screen doors	123026-113-3600	Black	50	3.600	 9 314555 005481

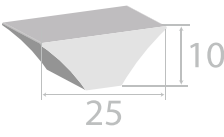

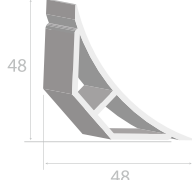


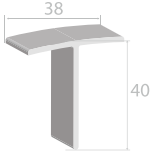

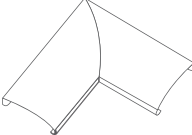

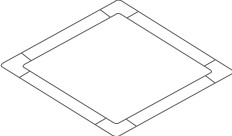

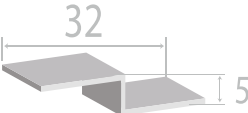
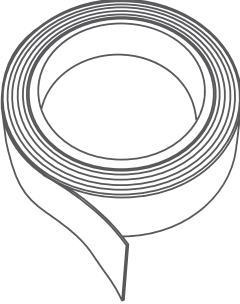





# Screen Door PROFILES

Caution needs to be exercised when installing building moulding profiles in direct sunlight. Difference in temperature can cause distraction and or warping

Illustration	Description	Part No.	Colour	Pack Qty	Length	APN
	<b>6mm Flexible CM29</b> insert for screen doors	135076-111-0300	Black	Rolls	300m	 9 314555 005528
	<b>Metal Door Cap CM53</b>	123053-113-2900	Black	25	2.900	
	<b>Stop Bead SA101</b> 12mm x 10mm for screen doors	132101-328-2100	White	25	2.100	 9 314555 004064
		132101-328-3000	White	25	3.000	 9 314555 004071
		132101-476-3000	Hammersley Brown	25	3.000	 9 314555 004095
	<b>Stop Bead SA103</b> 16mm x 10mm for screen doors	132103-328-2100	White	25	2.100	 9 314555 004101
		132103-328-3000	White	25	3.000	 9 314555 004118
		132103-476-2100	Brown	25	2.100	 9 314555 004125
		132103-476-3000	Brown	25	3.000	 9 314555 004132
		132103-566-2100	Primrose	25	2.100	 9 314555 004149
		132103-566-3000	Primrose	25	3.000	 9 314555 004156
	<b>Stop Bead SA114</b> 16mm x 13mm for screen doors	132114-328-2100	White	25	2.100	 9 314555 004163
		132114-328-3000	White	25	3.000	 9 314555 004170
		132114-328-5100	White	25	5.100	 9 314555 004187
		132114-476-2100	Brown	25	2.100	 9 314555 004194
		132114-476-3000	Brown	25	3.000	 9 314555 004200
		132114-476-5100	Brown	25	5.100	 9 314555 004217
		132114-110-2100	Black	25	2.100	
		132114-110-3000	Black	25	3.000	
		132114-110-3100	Black	25	5.100	

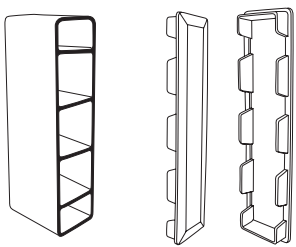


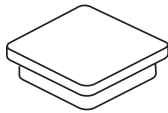

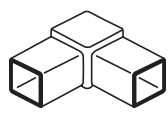

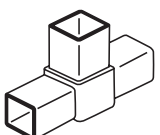

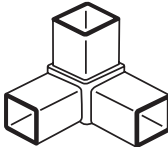

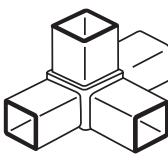

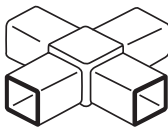

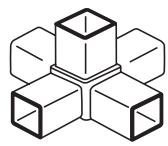

# MISCELLANEOUS

Caution needs to be exercised when installing building moulding profiles in direct sunlight. Difference in temperature can cause distraction and or warping

Illustration	Description	Part No.	Colour	Pack Qty	Length	APN
	<b>Chamfer Mould</b> 19mm for concrete	177114-969-3000	Jazz	25	3.000	 9 314555 007775
	<b>Coving Mould</b> AC2 47.5mm corner	131002-323-3600	White	10	3.600	 9 314555 003715
		131002-113-3600	Black	10	3.600	 9 314555 003722
	<b>T Mould</b> TM1 38mm x 40mm	138001-323-3600	White	10	3.600	 9 314555 010706
	<b>90° Corner</b> TM1	180679-323	White	200		 9 314555 010713
	<b>Manhole Trim Kit</b>	138001-323-0600	White	-	600mm	 9 314555 008598
	<b>Weather Strip</b> SA11 32mm x 5mm	142011-323-3600	White	25	3.600	
		142011-323-3050	White	1	30.5m	
	<b>Iron on Edging Melamine</b> BP2210 for Pineboard & MDF	142210-323	White	5	10m	 9 314555 004392
		142210-012	Marl Beige	5	10m	 9 314555 004408
		142210-113	Black	5	10m	 9 314555 004385
		142210-954	Teak	5	10m	 9 314555 004378
		142210-956	Pine	5	10m	 9 314555 004361



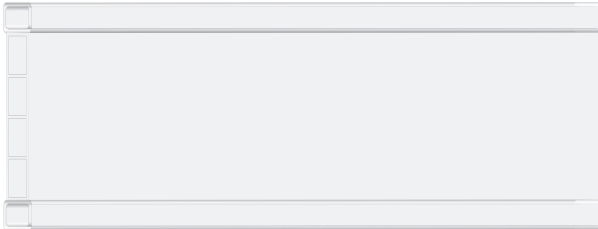
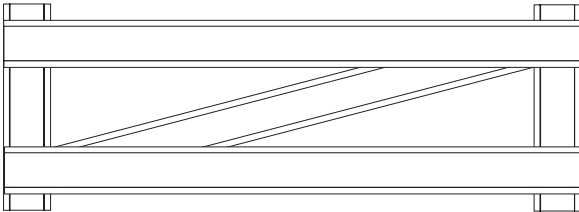
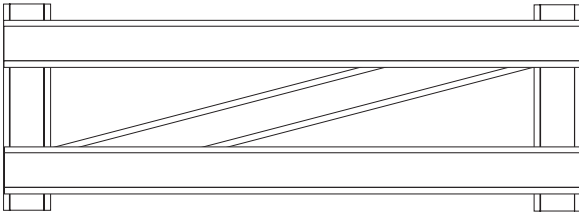
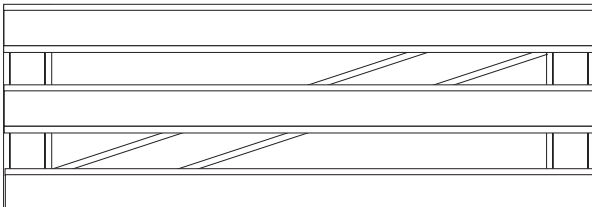
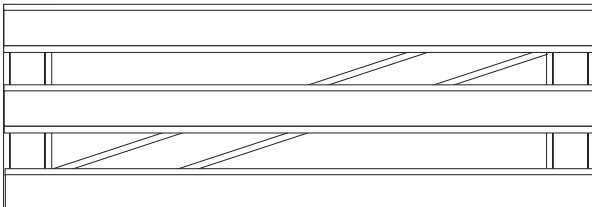
# 35mm CONSTRUCT IT

Caution needs to be exercised when installing building moulding profiles in direct sunlight. Difference in temperature can cause distraction and or warping

Illustration	Description	Part No.	Colour	Pack Qty	Length	APN
	Fence Rail	161029-384-4800	White	-	4.8m	-
	Fence Rail Cap	161-64300	White	-	-	-
	35mm Square Tube	161002-384-4000	White	12	4.0m	 9 314555 011871
	35mm End Cap	161-64428	White	50	-	 9 314555 011888
	35mm Elbow	161-64430	White	50	-	 9 314555 011895
	35mm Tee	161-64435	White	50	-	 9 314555 011901
	35mm 3 Way	161-64440	White	50	-	 9 314555 011918
	35mm 4 Way	161-64445	White	50	-	 9 314555 011925
	35mm 4 Way Cross	161-64450	White	50	-	 9 314555 011932
	35mm 5 Way	161-64455	White	50	-	 9 314555 011949

# Post & Rail FENCING

Caution needs to be exercised when installing building moulding profiles in direct sunlight. Difference in temperature can cause distraction and or warping

Illustration	Description	Part No.	Colour
	Post & Cap 2 Slotted Post 1800mm x 140mm	178898-388-1800	White
	Post & Cap 3 Slotted Post 1800mm x 140mm	178899-388-1800	White
	Heavy Duty Rail 2500mm	178897-388-2500	White
	2 Rail Gate 1500mm x 1200mm	178896-388-1500	White
	2 Rail Gate 2400mm x 1200mm	178896-388-2400	White
	3 Rail Gate 1500mm x 1200mm	178895-388-1500	White
	3 Rail Gate 2400mm x 1200mm	178895-388-2400	White



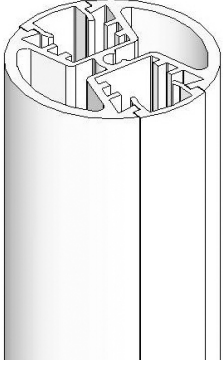
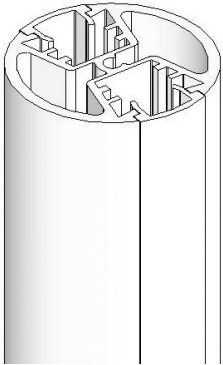




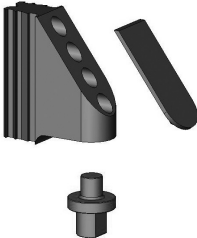

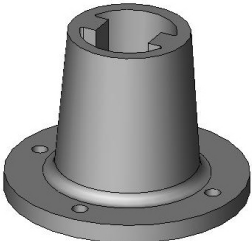
# Pool & Spa FENCING

Caution needs to be exercised when installing building moulding profiles in direct sunlight. Difference in temperature can cause distraction and or warping

Illustration	Description	Part No.	Colour	Pack Qty	Length	APN
	Panel Package	197200-901	1830mm	Natural		 9 314555 029050
		197200-100	1830mm	Black		 9 314555 029043
		197200-312	1830mm	Cream		 9 314555 029029
		197200-800	1830mm	Heritage Green		 9 314555 029029
	Panel Package	197201-901	1500mm	Natural		 9 314555 029098
		197201-100	1500mm	Black		 9 314555 029081
		197201-312	1500mm	Cream		 9 314555 029074
		197201-800	1500mm	Heritage Green		 9 314555 029067
	Panel Package	197202-901	1220mm	Natural		 9 314555 029135
		197202-100	1220mm	Black		 9 314555 029128
		197202-312	1220mm	Cream		 9 314555 029111
		197202-800	1220mm	Heritage Green		 9 314555 029104
	Gate Panel	197203-901	1170mm	Natural		 9 314555 029173
		197203-100	1170mm	Black		 9 314555 029159
		197203-312	1170mm	Cream		 9 314555 029159
		197203-800	1170mm	Heritage Green		 9 314555 029142

# Pool & Spa FENCING

Caution needs to be exercised when installing building moulding profiles in direct sunlight. Difference in temperature can cause distraction and or warping

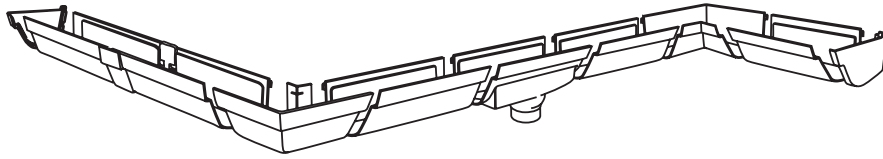
Illustration	Description	Part No.	Colour	Pack Qty	Length	APN
	Post Package		1420mm	Natural		
			1420mm	Black		
			1420mm	Green		
			1420mm	Green		
	Post Package	197204-800	2020mm	Natural		 9 314555 029180
		197204-312	2020mm	Black		 9 314555 029203
		197204-100	2020mm	Cream		 9 314555 029197
		197204-901	2020mm	Green		 9 314555 029180
	Lug Sets	197205-100		Black		 9 314555 029227
	Post Concrete Feet			Black		

# VENTS

Caution needs to be exercised when installing building moulding profiles in direct sunlight. Difference in temperature can cause distraction and or warping

Illustration	Description	Part No. (Colour) (Pack Size)	Actual Size (Cut Size)	Instructions	APN
	190mm x 190mm 1/2 Louvred Fan Vent with Mesh (F7)	136207-323 (White) (20)	190 x 190mm (155 x 155mm)	Cut hole to size. Glue to wall using contact adhesive.	
	274mm x 274mm Ceiling Vent with Bar & Screw (AC9)	136009-323 (White) (26)	274 x 274mm (225 x 225mm)	Cut hole to size. Leave bar at end of screw. Place vent in wall and turn screw until vent is held firm. Do not screw tight.	
	274mm x 274mm Ceiling Access Vent with Plastic Mesh (MAC9)	136219-323 (White) (22)			
	274mm x 274mm Ceiling Vent with Baffle Back Restraining Bar (BV10)	136210-323 (White) (10)	274 x 274mm (230 x 230mm)	Leave bar at end of screw. Place bar corner to corner. Position in ceiling, turn screw. Bar will move to stopper. Screw until vent held firm	
	356mm x 356mm Ceiling Vent with Bar & Screw (AC13)	136013-323 (White) (26)	356 x 356mm (305 x 305mm)	Cut hole to size. Leave bar at end of screw. Place vent in wall and turn screw until vent is held firm. Do not screw tight.	
	356mm x 356mm Ceiling Vent with Plastic Mesh (MAC13)	136213-323 (White) (24)			
	208mm x 178mm Louvre Vent with Fly Screen (AC44)	136044-323 (White) (50)	208 x 178mm (185 x 102mm)	Turn centre pin 45° to lock in position.	
	230mm x 145mm Vent Removable with Bar & Screw (RL3)	136203-323 (White) (60)	230 x 145mm (187 x 102mm)	Cut hole size. Leave bar at end of screw. Place vent in wall and turn screw until vent is held firm. Do not screw tight.	
	230mm x 145mm Louvre Vent Stick On (L4)	136204-323 (White) (90)	203 x 145mm (187 x 102mm)	Cut hole to size. Glue to the wall using a contact adhesive.	
	230mm x 152mm Vent Removable with Mesh Bar & Screen (RC6)	136206-323 (White) (50)	230 x 152mm (191 x 115mm)	Cut hole to size. Leave bar at end of screw. Place vent in wall and turn until vent is held firm. Do not screw tight.	
	230mm x 152mm Louvre Vent with Mesh Stick On (C5)	136205-323 (White) (80)	230 x 152mm (191 x 115mm)		

for superior solutions.



icon plastics <sup>pty ltd</sup>  
ABN 89 071 392 366

T: 1800 803 236  
F: 1800 805 086

head office  
19-21 HALLAM ROAD SOUTH  
HALLAM, VIC 3803  
T: 03 8796 9277  
F: 03 9703 1478

ICONPLASTICS.COM.AU