



# FomeStone™

## Features & Benefits


Easy DIY installation to surface using an external grade, polyurethane adhesive along edges. Panels are safe to handle and can be easily trimmed to suit using a sharp craft knife or fine tooth saw.



Unique finger joint design conceals connections while allowing easy installation of panels around internal or external corners without the need for difficult mitre joints.

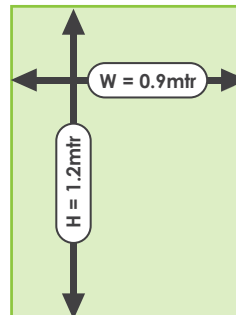


FomeStone™ can be painted any colour to suit decor using high quality, exterior grade paint\*.



## How to Measure

Measure Width and Height of area to be covered with FomeStone™ and calculate required m<sup>2</sup> coverage.



Width x Height = m<sup>2</sup> required

**Each box contains 0.5m<sup>2</sup>**

### EXAMPLE

0.9mtr x 2.1mtr = 1.89m<sup>2</sup>

1.89 ÷ 0.5 = 3.78 = **4 Boxes Req.**

SEE PACKAGING FOR FULL INSTALLATION DETAILS


Kuta Stacked Stone




# FomeStone™

SYNTHETIC FEATURE STONE

Create a decorative garden feature or use as an elegant alternative to wallpaper in your home with these lightweight polyurethane panels



Kuta Stacked Stone



Aspen Sandstone

Aspen Sandstone



\*Some residue may remain on panels and require cleaning. High quality exterior grade paint must be used, always follow directions provided by paint supplier.