

# PRODUCT BOOKLET

<a href="#">why choose easycraft</a>	2	<a href="#">easydado</a>	10
<a href="#">profile guide</a>	3	<a href="#">easyclad</a>	11
<a href="#">easyvj</a>	4	<a href="#">easybeaded</a>	12
<a href="#">easygroove</a>	5	<a href="#">easyveneer</a>	13
<a href="#">easyascot</a>	6	<a href="#">expression series</a>	14-16
<a href="#">easyregency</a>	7	<a href="#">easyscreen</a>	17-18
<a href="#">easypanel</a>	8	<a href="#">finishing options</a>	19
<a href="#">easyline</a>	9	<a href="#">general product &amp; installation</a>	20-21



stylish solutions for walls and ceilings

# why choose easycraft



**EASY TO INSTALL** - either do it yourself or rest easy that just one tradesman can install your easycraft wall or ceiling feature from start to finish, utilising the easyjoin system, ensuring a strong, professional finish.

**EASY ON THE EYE** - in both contemporary and traditional design applications, easycraft looks superb, providing just enough profile to enhance any room.

**EASY TO FINISH** - easycraft MDF panels come fully pre-primed ready for the final coat application and you can use either water or oil based paint.

**AUSTRALIAN OWNED AND MADE** - using eco approved products sourced only from plantation timbers here in Australia.

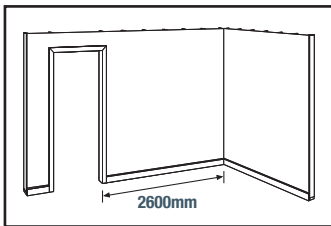
**TOUGH AND IMPACT RESISTANT** - made from a (MR) moisture resistant (MDF) medium density fibre board, it's ideal for those rooms that need to meet the day to day adventures of the whole family. Also great for garage and storage area walls, making hanging things easy.

**NEW WALL BUILDING OR RENOVATING APPLICATIONS** - easy to install over an existing wall or direct to frame for new building projects.

## 4 easy steps to bring your walls to life

### DIY dado wall room makeover

#### 1 CALCULATE WHAT YOU NEED

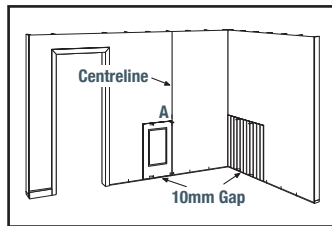


To work out how many panels you need, simply measure the wall width, divide it by the panel width then round it up. For a single panel of 1200mm wide and a 2600mm wall, you'll need 3 panels.

#### The panel widths vary.

VJ and Regency profile are 900mm high x 1200mm wide  
Ascot is 900mm high x 600mm wide.

#### 2 POSITION THE PANELS



The profile of the panel determines where to begin positioning. For Ascot panels (square profile) position from the centre. For an even number of panels, start with the first panel adjacent to the centreline (position **A**).

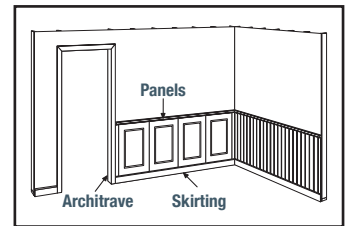
For an odd number, place the centre of the first panel on the centreline. For all other profiles you can start in the corner and work your way out to the final edge and cut to suit. Near corners, doorways or windows, measure the gap and cut panels to fit.

#### 3 APPLY THE ADHESIVE AND FIT



Simply run a flexible adhesive down the walls allowing a 10mm gap from the floor to the base of the panel. Attach the panels using the easy joining system and use nails top and bottom to hold it secure until the adhesive cures.

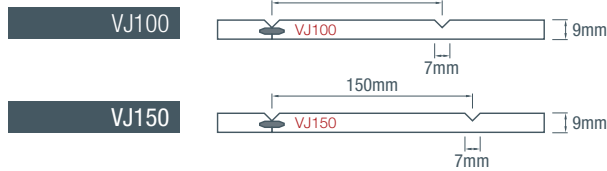
#### 4 ADD SKIRTING AND TRIMS



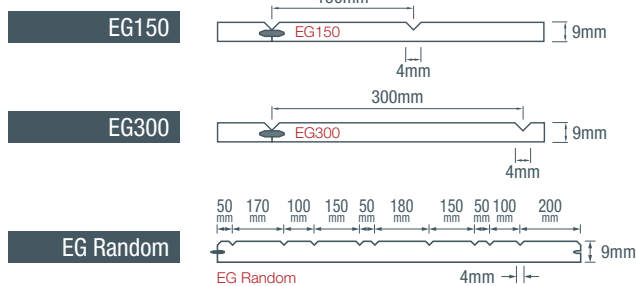
When all the panels are fitted, reattach the skirting boards, add architraves and dado rails as required. You can now finish with your final coat of paint, and sit back and admire your brand new room.

# product profile guide

## vj



## groove

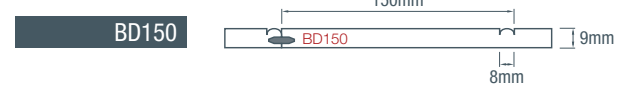


Note: We recommend Groove profile for the easyveneer range.

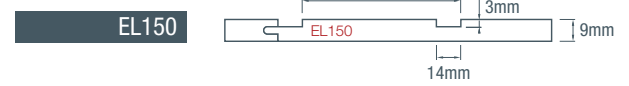
## regency



## beaded



## line

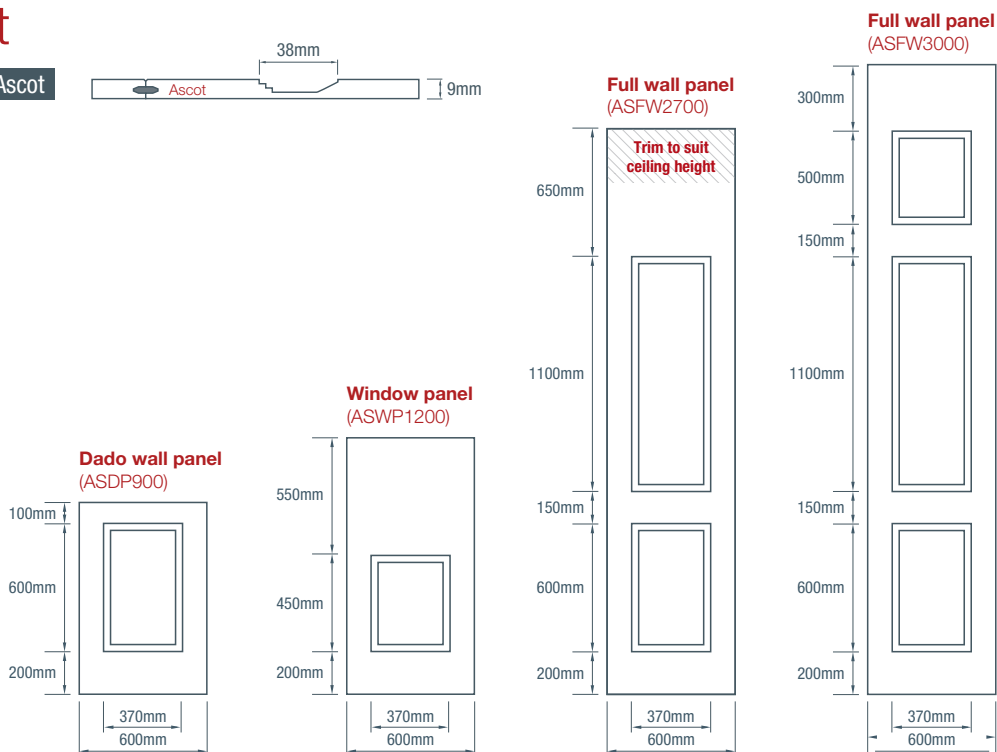


## panel

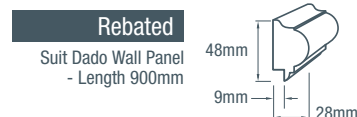
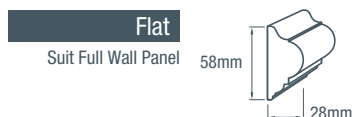


Note: The easyclad range can feature all profiles excluding LINE & ASCOT.

## ascot



## easydado®





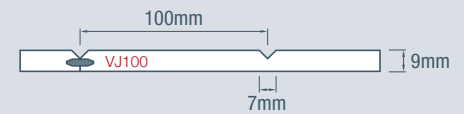
Drawings are reference only and are not to scale.

# easyvj

**easyvj** provides a modern v-groove design to match the style of traditional timber joint planks. Works well as a subtle, yet effective wall and ceiling lining to enhance any space.



## easyvj profiles



**Note:** Profile runs the length of the panel.

### Suitable for:

- Decorative interior wall & ceiling linings
- Ideal replacement for traditional plasterboard
- Residential applications: Dining, kitchen, lounge, family, bedroom, study, media, games
- Commercial applications: Foyers, classrooms, offices, rental properties, retail, restaurants, apartments, hotels, aged care facilities

### Product features:

- Made in Australia using all Australian grown species
- Consistent board surface, no knot holes, splitting or splinters
- Features decorative profile to product face
- Hidden tongue & groove *easyjoin* system

### Comparison to traditional plasterboard:

- No joint sealing or sanding required
- Comes pre-primed for faster, easier final coating
- The *easyjoin* system makes installation 50% quicker
- Provides high impact resistance, 300% tougher

### Environmental commitment:

- Easycraft Australia is committed to using the best available environmentally sustainable timber
- Manufacturing under AS 4707:2014 – Chain of Custody compliant management system for certified wood and forest products
- Base substrate has received Ecospecifier Global GreenTag dual certification



Thickness	Length	Width	VJ100 Product Code	VJ150 Product Code	Application	Features	Options
9mm	900mm	1200mm	V09MR09		GP	PR EJ	SO FR
9mm	2400mm	1200mm	V09MR24	VJ150MR24	GP	PR EJ	SO FR
9mm	2700mm	1200mm	V09MR27		GP	PR EJ	SO FR
9mm	3000mm	1200mm	V09MR30	VJ150MR30	GP	PR EJ	SO FR
9mm	3600mm	1200mm	V09MR36	VJ150MR36	GP	PR EJ	SO
9mm	4500mm	1200mm	V09MR45	VJ150MR45	GP	PR EJ	

**Note:** For wet area & semi exterior applications see **easyclad**.



See Page 20 & 21  
for more **PRODUCT & INSTALLATION INFORMATION**

# easygroove

**easygroove** offers the flexibility of various profile designs while keeping a clean, contemporary style. Perfect for creating modern, casual, fun environments.



## Suitable for:

- Decorative interior wall & ceiling linings
- Ideal replacement for traditional plasterboard
- Residential applications: Dining, kitchen, lounge, family, bedroom, study, media, games
- Commercial applications: Foyers, classrooms, offices, rental properties, retail, restaurants, apartments, hotels, aged care facilities

## Product features:

- Made in Australia using all Australian grown species
- Consistent board surface, no knot holes, splitting or splinters
- Features decorative profile to product face
- Hidden tongue & groove *easyjoin* system

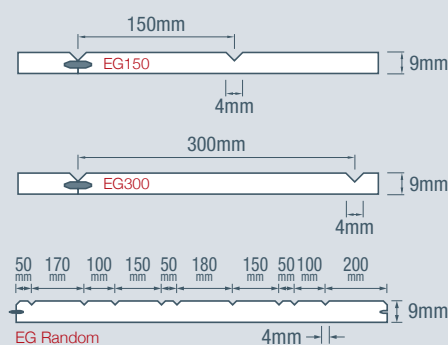
## Comparison to traditional plasterboard:

- No joint sealing or sanding required
- Comes pre-primed for faster, easier final coating
- The *easyjoin* system makes installation 50% quicker
- Provides high impact resistance, 300% tougher

## Environmental commitment:

- Easycraft Australia is committed to using the best available environmentally sustainable timber
- Manufacturing under AS 4707:2014 – Chain of Custody compliant management system for certified wood and forest products
- Base substrate has received Ecospecifier Global GreenTag dual certification

## easygroove profiles



**Note:** Profile runs the length of the panel.



Thickness	Length	Width	EG150 Product Code	EG300 Product Code	EG Random Product Code	Application	Features	Options
9mm	2400mm	1200mm	G09MR24-150	G09MR24-300	G09MR24-RAN	GP	PR EJ	SO FR
9mm	3000mm	1200mm	G09MR30-150	G09MR30-300	G09MR30-RAN	GP	PR EJ	SO FR
9mm	3600mm	1200mm	G09MR36-150	G09MR36-300	G09MR36-RAN	GP	PR EJ	SO
9mm	4500mm	1200mm	G09MR45-150	G09MR45-300	G09MR45-RAN	GP	PR EJ	

**Note:** For wet area & semi exterior applications see **easyclad**.



See Page 20 & 21 for more **PRODUCT & INSTALLATION INFORMATION**

# easyascot

**easyascot** is the perfect way to showcase that special room. Add an elegant touch or create a luxury feel with this high statement lining.



## Suitable for:

- Decorative interior wall & ceiling linings
- Ideal replacement for traditional plasterboard
- Perfect for bold feature walls & dado height panelling
- Residential applications: hallway, entry areas, dining, lounge, family, bedroom
- Commercial applications: Corridors, foyers, classrooms, offices, rental properties, retail, restaurants, apartments, hotels, aged care facilities

## Product features:

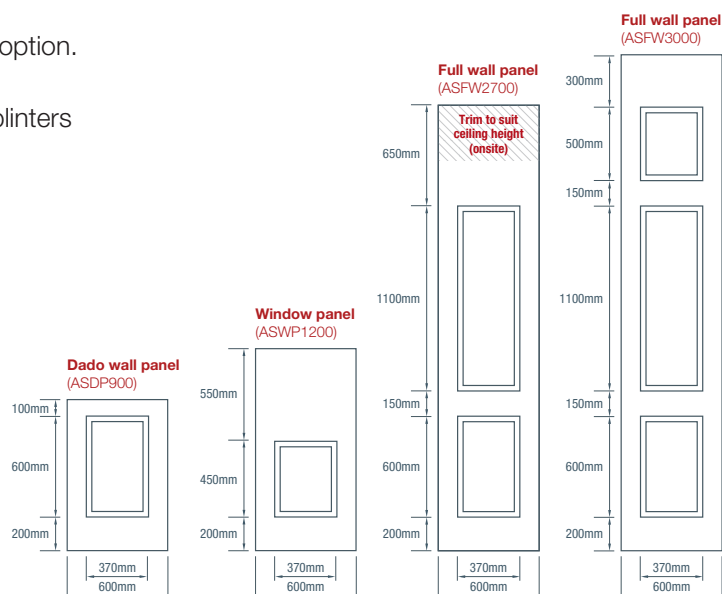
- Panel backing is primed to reverse for a smooth finish option.
- Made in Australia using all Australian grown species
- Consistent board surface, no knot holes, splitting or splinters
- Features decorative profile to product face
- Hidden tongue & groove *easyjoin* system

## Comparison to traditional plasterboard:

- No joint sealing or sanding required
- Comes pre-primed for faster, easier final coating
- The *easyjoin* system makes installation 50% quicker
- Provides high impact resistance, 300% tougher

## Environmental commitment:

- Easycraft Australia is committed to sourcing the using the best available environmentally sustainable timber
- Manufacturing under AS 4707:2014 – Chain of Custody compliant management system for certified wood and forest products
- Base substrate has received Ecospecifier Global GreenTag dual certification



Ascot Panel Type	Thickness	Length	Width	Product Codes	Application	Features
Dado Wall Panel	9mm	900mm	600mm	ASDP900	GP	PR EJ
Window Panel	9mm	1200mm	600mm	ASWP1200	GP	PR EJ
Full Wall Panel	9mm	2700mm	600mm	ASFW2700	GP	PR EJ
Full Wall Panel	9mm	3000mm	600mm	ASFW3000	GP	PR EJ




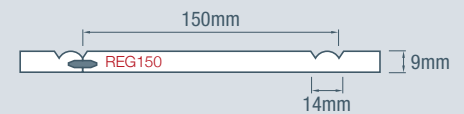
See Page 20 & 21 for more  
PRODUCT & INSTALLATION INFORMATION

# easyregency

**easyregency** with its outback country feel looks great in period homes and settings. Defined by a more detailed groove it can also create a fantastic contemporary feature.



## easyregency profile



**Note:** Profile runs the length of the panel.

### Suitable for:

- Decorative interior wall & ceiling linings
- Ideal replacement for traditional plasterboard
- Residential applications: Dining, kitchen, lounge, family, bedroom, study, media, games
- Commercial applications: Foyers, classrooms, offices, rental properties, retail, restaurants, apartments, hotels, aged care facilities

### Product features:

- Made in Australia using all Australian grown species
- Consistent board surface, no knot holes, splitting or splinters
- Features decorative profile to product face
- Hidden tongue & groove *easyjoin* system

### Comparison to traditional plasterboard:

- No joint sealing or sanding required
- Comes pre-primed for faster, easier final coating
- The *easyjoin* system makes installation 50% quicker
- Provides high impact resistance, 300% tougher

### Environmental commitment:

- Easycraft Australia is committed to using the best available environmentally sustainable timber
- Manufacturing under AS 4707:2014 – Chain of Custody compliant management system for certified wood and forest products
- Base substrate has received Ecospecifier Global GreenTag dual certification



Thickness	Length	Width	Product Code	Application	Features	Options
9mm	900mm	1200mm	R09MR09	GP	PR EJ	FR
9mm	2400mm	1200mm	R09MR24	GP	PR EJ	FR
9mm	3000mm	1200mm	R09MR30	GP	PR EJ	FR
9mm	3600mm	1200mm	R09MR36	GP	PR EJ	
9mm	4500mm	1200mm	R09MR45	GP	PR EJ	

**Note:** For wet area & semi exterior applications see **easyclad**.



See Page 20 & 21 for more  
**PRODUCT & INSTALLATION INFORMATION**

# easypanel

**easypanel** offers a smooth alternative to plasterboard. Featuring a consistent and square finish, it is perfect to use in conjunction with grooved linings for a professional finish



## Suitable for:

- Decorative interior wall & ceiling linings
- Ideal replacement for traditional plasterboard
- Fixing above dado height, grooved wall panelling
- Residential applications: Dining, kitchen, lounge, family, bedroom, study, media, games, hallways, entry areas, garages
- Commercial applications: Foyers, classrooms, offices, rental properties, retail, restaurants, apartments, hotels, aged care facilities

## Product features:

- Made in Australia using all Australian grown species
- Smooth face with a micro arised edge to show the joint as a feature
- Consistent board surface, no knot holes, splitting or splinters
- Hidden tongue & groove *easyjoin* system

## Comparison to traditional plasterboard:

- No joint sealing or sanding required
- Comes pre-primed for faster, easier final coating
- The *easyjoin* system makes installation 50% quicker
- Provides high impact resistance, 300% tougher

## Environmental commitment:

- Easycraft Australia is committed to using the best available environmentally sustainable timber
- Manufacturing under AS 4707:2014 – Chain of Custody compliant management system for certified wood and forest products
- Base substrate has received Ecospecifier Global GreenTag dual certification



Thickness	Length	Width	Product Code	Application	Features	Options
9mm	2400mm	1200mm	EP0924	GP	PR EJ	SO FR
9mm	3000mm	1200mm	EP0930	GP	PR EJ	SO FR
9mm	3600mm	1200mm	EP0936	GP	PR EJ	SO
9mm	4500mm	1200mm	EP0945	GP	PR EJ	

**Note:** For wet area & semi exterior applications see **easyclad**.



See Page 20 & 21 for more **PRODUCT & INSTALLATION INFORMATION**



# easyline

**easyline** reflects the classic look of shiplap timber cladding with a wide, square groove. This lining fits well into almost any space, making it an ideal choice for a variety of designs.



## Suitable for:

- Decorative interior wall & ceiling linings
- Ideal replacement for traditional plasterboard
- Residential applications: Dining, kitchen, lounge, family, bedroom, study, media, games
- Commercial applications: Foyers, classrooms, offices, rental properties, retail, restaurants, apartments, hotels, aged care facilities

## Product features:

- Made in Australia using all Australian grown species
- Consistent board surface, no knot holes, splitting or splinters
- Features decorative profile to product face
- Hidden tongue & groove *easyjoin* system


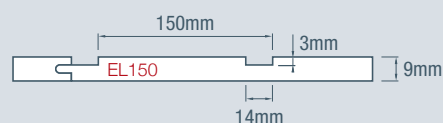
## Comparison to traditional plasterboard:

- No joint sealing or sanding required
- Comes pre-primed for faster, easier final coating
- The *easyjoin* system makes installation 50% quicker
- Provides high impact resistance, 300% tougher

## Environmental commitment:

- Easycraft Australia is committed to using the best available environmentally sustainable timber
- Manufacturing under AS 4707:2014 – Chain of Custody compliant management system for certified wood and forest products
- Base substrate has received Ecospecifier Global GreenTag dual certification

## easyline profile



**Note:** Profile runs the length of the panel.



Thickness	Length	Width	Product Code	Application	Features	Options
9mm	2400mm	1200mm	EL0924	GP	PR EJ	SO FR
9mm	3000mm	1200mm	EL0930	GP	PR EJ	SO FR
9mm	3600mm	1200mm	EL0936	GP	PR EJ	SO
9mm	4500mm	1200mm	EL0945	GP	PR EJ	

**Note:** For wet area & semi exterior applications see **easyclad**.



See Page 20 & 21  
for more **PRODUCT & INSTALLATION INFORMATION**

# easydado

**easydado** is designed to provide the perfect finish to dado wall installations, whether using easyVJ, easyregency or easyascot. Available in flat or rebate profiles to suit your project.

## Suitable for:

- Finishing dado height, 9mm Easycraft wall linings
- Covering decorative lining transitions and joins
- Linings installed onto frames or over an existing wall

## Product features:

- Manufactured from finger jointed pine
- Available in flat or rebated profiles to suit your project
- Straight and true moulding rail
- Rebated to suit 9mm Easycraft panels

## Environmental commitment:

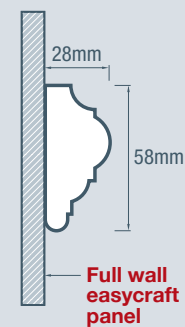
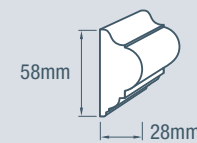
- Easycraft Australia is committed to using the best available environmentally sustainable timber
- Manufacturing under AS 4707:2014 – Chain of Custody compliant management system for certified wood and forest products
- Base substrate has received Ecospecifier Global GreenTag dual certification



## easydado profiles

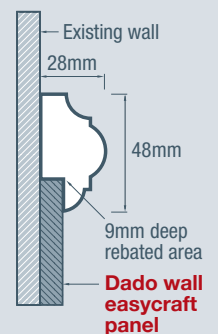
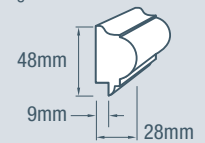
### easydado FLAT

Suit Full Wall Panel



### easydado REBATED

Suit Dado Wall Panel - Length 900mm



Profile	Length	Width	Product Code	Application	Features
Rebated	3600mm	48mm x 28mm	DR48X28R	GP	PR
Flat	3600mm	58mm x 28mm	DR58X28F	GP	PR




See Page 20 & 21 for more  
PRODUCT & INSTALLATION INFORMATION

# easyclad

**easyclad** is our recommended lining for high moisture areas. Available in a wide range of groove styles, easyclad works best in the bathroom, kitchen and covered outdoor areas.



## easyclad profiles



**Note:** Profile runs the length of the panel.

### Suitable for:

- Interior (wet area) & semi-exterior wall & ceiling linings (eaves, alfresco)
- Ideal for use in high moisture and humidity areas
- Residential applications: Bathrooms, kitchens, laundries, covered outdoor area
- Commercial applications: Offices, rental properties, retail, restaurants, apartments, hotels, aged care facilities

### Product features:

- Made in Australia using all Australian grown species
- Consistent board surface, no knot holes, splitting or splinters
- Features multiple decorative grooving options
- Hidden tongue & groove *easyjoin* system

### Comparison to traditional plasterboard:

- No joint sealing or sanding required
- Comes pre-primed for faster, easier final coating
- The *easyjoin* system makes installation 50% quicker

### Environmental commitment:

- Easycraft Australia is committed to using the best available environmentally sustainable timber
- Manufacturing under AS 4707:2014 – Chain of Custody compliant management system for certified wood and forest products



Thickness	Length	Width	VJ100 Product Code	REG150 Product Code	Smooth Product Code	Applications	Features	Options
9.5mm	2745mm	1200mm	XV0927	XR0927	XS0927	GP WA SE	PR EJ	SO RA CL
9.5mm	3660mm	1200mm	XV0936	XR0936	XS0936	GP WA SE	PR EJ	SO RA CL

**Note:** All profiles can be applied to easyclad, excluding the Ascot profile.



See Page 20 & 21 for more  
**PRODUCT & INSTALLATION INFORMATION**

# easybeaded

**easybeaded** matches many older style wall coverings, delivering a softer option to the easyregency and easyVJ grooves with its narrow profile.



## Suitable for:

- Decorative interior wall & ceiling linings
- Ideal replacement for traditional plasterboard
- Residential applications: Dining, kitchen, lounge, family, bedroom, study, media, games
- Commercial applications: Foyers, classrooms, offices, rental properties, retail, restaurants, apartments, hotels, aged care facilities.

## Product features:

- Made in Australia using all Australian grown species
- Consistent board surface, no knot holes, splitting or splinters
- Features decorative profile to product face
- Hidden tongue & groove *easyjoin* system


## Comparison to traditional plasterboard:

- No joint sealing or sanding required
- Comes pre-primed for faster, easier final coating
- The *easyjoin* system makes installation 50% quicker
- Provides high impact resistance, 300% tougher

## Environmental commitment:

- Easycraft Australia is committed to using the best available environmentally sustainable timber
- Manufacturing under AS 4707:2014 – Chain of Custody compliant management system for certified wood and forest products
- Base substrate has received Ecospecifier Global GreenTag dual certification

## easybeaded profile



**Note:** Profile runs the length of the panel.



Thickness	Length	Width	Product Code	Application	Features
9mm	2400mm	1200mm	B09MR24	GP	PR EJ
9mm	3000mm	1200mm	B09MR30	GP	PR EJ
9mm	3600mm	1200mm	B09MR36	GP	PR EJ
9mm	4500mm	1200mm	B09MR45	GP	PR EJ

**Note:** For wet area & semi exterior applications see **easyclad**.



See Page 20 & 21 for more  
**PRODUCT & INSTALLATION INFORMATION**

# easyveneer

**easyveneer** makes it easy to create stunning timber walls or ceilings. Available in a wide range of veneers and spacings to help you create an amazing feature.



## Suitable for:

- Decorative interior wall & ceiling linings
- Adding a timber veneer feature to any space
- Residential applications: Lounge, dining, bedroom, family, entertaining, games
- Commercial applications: Foyers, classrooms, offices, rental properties, retail, restaurants, apartments, hotels, aged care facilities

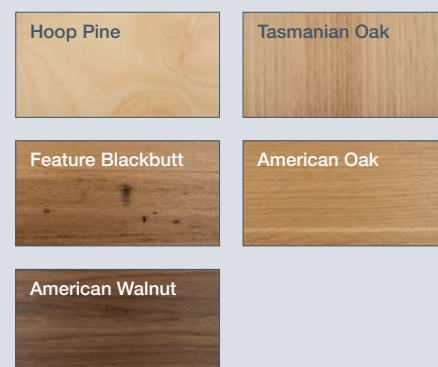
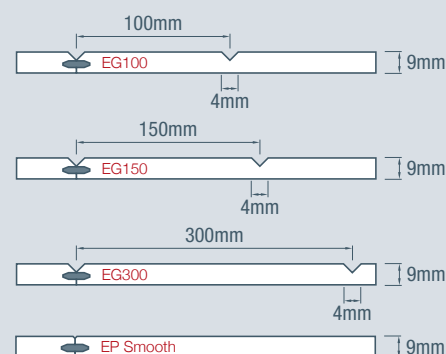
## Product features:

- Five distinct veneer finishes to choose from
- Features decorative profile, available in various centres
- Option to finish raw or with a clear lacquer
- Veneer face on MDF base with lower grade on back
- Hidden tongue & groove *easyjoin* system

## Environmental commitment:

- Easycraft Australia is committed to using the best available environmentally sustainable timber
- Manufacturing under AS 4707:2014 – Chain of Custody compliant management system for certified wood and forest products
- Base substrate has received Ecospecifier Global GreenTag dual certification

## easyveneer profiles




Veneer	Thickness	Length	Width	Product Code	Application	Features	Options
Hoop Pine	9mm & 12.5mm	2400mm	1200mm	PLEG0924**	GP	RA EJ	SO CL FR
Tas Oak	10mm & 13mm	2400mm	1200mm	TASEG1024**	GP	RA EJ	SO CL FR
Feature Blackbutt	10mm	2400mm	1200mm	FBEG1024**	GP	RA EJ	SO CL FR
American Oak	10mm	2400mm	1200mm	AOEG1024**	GP	RA EJ	SO CL FR
American Walnut	10mm	2400mm	1200mm	AWEG1024**	GP	RA EJ	SO CL FR

GP GENERAL PURPOSE INTERIOR   
 FR FIRE RATED INTERIOR (Subject to availability)   
 RA RAW FINISH  
EJ EASYJOIN T&G SYSTEM   
 CL CLEAR LACQUER FINAL COAT   
 SO SPECIAL ORDER (other profile centres & lengths available on request)

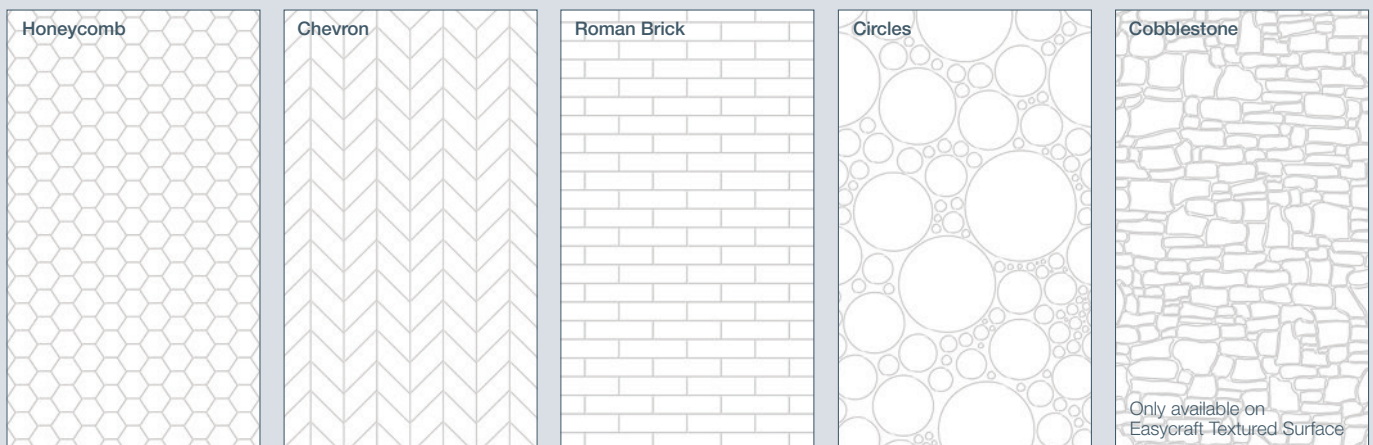
See Page 20 & 21 for more **PRODUCT & INSTALLATION INFORMATION**

# expression series

Easycraft's new **Expression Series** offers a range of decorative finishes which provide the latest in contemporary styling, offering stunning and versatile aesthetics in any project. Create your desired atmosphere and bold design features with patterns that will suit a variety of spaces.



## easycraft expression series profiles



Add a touch of timber with our striking veneers. Available in a raw or clear lacquer finish, our range of veneers will be sure to impress and make a big impact.

Take advantage of our pre-primed boards, offering versatility and the flexibility to combine our designs with your chosen colour pallet. The only limit to their application is your imagination.

Our textured cobblestone lining offers a rugged, outdoor feel which can be incorporated into any space. These are available in a clear finish to create a truly stunning feature or pre-primed for more versatility.

### Suitable for:

- Decorative interior & semi-exterior wall linings
- Adding a modern painted or timber veneer feature to any space
- Residential applications: Lounge, dining, bedroom, family, entertaining, games
- Commercial applications: Foyers, classrooms, offices, rental properties, retail, restaurants, apartments, hotels, aged care facilities

### Product features:

- Available in five decorative profiles
- Three distinct veneer finishes to choose from
- Option to finish raw or with a clear lacquer
- Veneer face on MDF base with lower grade on back
- Hidden tongue & groove *easyjoin* system

### Environmental commitment:

- Easycraft Australia is committed to using the best available environmentally sustainable timber
- Manufacturing under AS 4707:2014 – Chain of Custody compliant management system for certified wood and forest products
- Base substrate has received Ecospecifier Global GreenTag dual certification



See Page 20 & 21 for more  
**PRODUCT & INSTALLATION INFORMATION**

# expression series

## EASYCRAFT GENERAL PURPOSE INTERIOR

Material	Pattern	Length	Width	Thickness	Weight (7.2 kg/m <sup>2</sup> )	Primed Finish Code	Application	Features
PRIMED	Honeycomb	2720mm	1200mm	9mm	21.9kg/sheet	EX27 MR-HON	GP	PR EJ
	Chevron	2720mm	1200mm	9mm	21.9kg/sheet	EX27 MR-CHE	GP	PR EJ
	Roman Brick	2720mm	1200mm	9mm	21.9kg/sheet	EX27 MR-ROM	GP	PR EJ
	Circles	2720mm	1200mm	9mm	21.9kg/sheet	EX27 MR-CIR	GP	PR EJ
	Cobblestone	2720mm	1200mm	9mm	21.9kg/sheet	EX27 MR-COB	GP	PR EJ

## EASYCRAFT WET AREA INTERIOR & SEMI EXTERIOR

Material	Pattern	Length	Width	Thickness	Weight (10.7 kg/m <sup>2</sup> )	Primed Finish Code	Application	Features
PRIMED	Honeycomb	2745mm	1200mm	9.5mm	35.3kg/sheet	EX27 CL-HON	WA SE	PR EJ
	Chevron	2745mm	1200mm	9.5mm	35.3kg/sheet	EX27 CL-CHE	WA SE	PR EJ
	Roman Brick	2745mm	1200mm	9.5mm	35.3kg/sheet	EX27 CL-ROM	WA SE	PR EJ
	Circles	2745mm	1200mm	9.5mm	35.3kg/sheet	EX27 CL-CIR	WA SE	PR EJ
	Cobblestone	2745mm	1200mm	9.5mm	35.3kg/sheet	EX27 CL-COB	WA SE	PR EJ

## EASYCRAFT TEXTURED SURFACE

Material	Pattern	Length	Width	Thickness	Weight (10.7 kg/m <sup>2</sup> )	Raw Finish Code	Application	Features
RAW & CLEAR FINISH	Cobblestone	2745mm	1200mm	9.5mm	35.3kg/sheet	EX27 CL-COB-RA	GP WA SE	RA EJ
						Clear Finish Code	Application	Features
						EX27 CL-COB-RA-CF	GP WA SE	CL EJ
PRIMED	Cobblestone	2745mm	1200mm	9.5mm	35.3kg/sheet	Primed Finish Code	Application	Features
						EX27 CL-COB-PR	GP WA SE	PR EJ

**GP** General Purpose interior.

**PR** The General Purpose (smooth) range come pre-primed ready for you to add your final paint finish.


**WA** For high moisture and humidity areas such as Bathrooms, kitchens, laundries.

**SE** Suitable for semi-exterior wall linings (eaves, alfresco).

**RA** The Textured Surface is available in Raw ready for you to apply your stain or finish onsite.

**CL** The (textured) Cobblestone Panel also has the option to have the Clear Lacquer finish applied.

**EJ** Easyjoin system included.



See Page 20 & 21 for more  
PRODUCT & INSTALLATION INFORMATION

# expression series

## EASYCRAFT GENERAL PURPOSE INTERIOR - VENEER

### Feature Blackbutt

Veneer	Pattern	Length	Width	Thickness	Weight (7.2 kg/m <sup>2</sup> )	Raw Finish Code	Application	Features
RAW & CLEAR FINISH	Honeycomb	2400mm	1200mm	10mm	21kg/sheet	EX24 FB-HOC	GP	RA EJ
	Chevron	2400mm	1200mm	10mm	21kg/sheet	EX24 FB-CHE	GP	RA EJ
	Roman Brick	2400mm	1200mm	10mm	21kg/sheet	EX24 FB-ROM	GP	RA EJ
	Circles	2400mm	1200mm	10mm	21kg/sheet	EX24 FB-CIR	GP	RA EJ
	Pattern	Length	Width	Thickness	Weight (7.2 kg/m <sup>2</sup> )	Clear Finish Code	Application	Features
	Honeycomb	2400mm	1200mm	10mm	21kg/sheet	EX24 FB-HOC-CF	GP	CL EJ
	Chevron	2400mm	1200mm	10mm	21kg/sheet	EX24 FB-CHE-CF	GP	CL EJ
	Roman Brick	2400mm	1200mm	10mm	21kg/sheet	EX24 FB-ROM-CF	GP	CL EJ
Circles	2400mm	1200mm	10mm	21kg/sheet	EX24 FB-CIR-CF	GP	CL EJ	

### American Walnut Veneer

Veneer	Pattern	Length	Width	Thickness	Weight (7.2 kg/m <sup>2</sup> )	Raw Finish Code	Application	Features
RAW & CLEAR FINISH	Honeycomb	2400mm	1200mm	10mm	21kg/sheet	EX24 AW-HOC	GP	RA EJ
	Chevron	2400mm	1200mm	10mm	21kg/sheet	EX24 AW-CHE	GP	RA EJ
	Roman Brick	2400mm	1200mm	10mm	21kg/sheet	EX24 AW-ROM	GP	RA EJ
	Circles	2400mm	1200mm	10mm	21kg/sheet	EX24 AW-CIR	GP	RA EJ
	Pattern	Length	Width	Thickness	Weight (7.2 kg/m <sup>2</sup> )	Clear Finish Code	Application	Features
	Honeycomb	2400mm	1200mm	10mm	21kg/sheet	EX24 AW-HOC-CF	GP	CL EJ
	Chevron	2400mm	1200mm	10mm	21kg/sheet	EX24 AW-CHE-CF	GP	CL EJ
	Roman Brick	2400mm	1200mm	10mm	21kg/sheet	EX24 AW-ROM-CF	GP	CL EJ
Circles	2400mm	1200mm	10mm	21kg/sheet	EX24 AW-CIR-CF	GP	CL EJ	

### American Oak Veneer

Veneer	Pattern	Length	Width	Thickness	Weight (7.2 kg/m <sup>2</sup> )	Raw Finish Code	Application	Features
RAW & CLEAR FINISH	Honeycomb	2400mm	1200mm	10mm	21kg/sheet	EX24 AO-HOC	GP	RA EJ
	Chevron	2400mm	1200mm	10mm	21kg/sheet	EX24 AO-CHE	GP	RA EJ
	Roman Brick	2400mm	1200mm	10mm	21kg/sheet	EX24 AO-ROM	GP	RA EJ
	Circles	2400mm	1200mm	10mm	21kg/sheet	EX24 AO-CIR	GP	RA EJ
	Pattern	Length	Width	Thickness	Weight (7.2 kg/m <sup>2</sup> )	Clear Finish Code	Application	Features
	Honeycomb	2400mm	1200mm	10mm	21kg/sheet	EX24 AO-HOC-CF	GP	CL EJ
	Chevron	2400mm	1200mm	10mm	21kg/sheet	EX24 AO-CHE-CF	GP	CL EJ
	Roman Brick	2400mm	1200mm	10mm	21kg/sheet	EX24 AO-ROM-CF	GP	CL EJ
Circles	2400mm	1200mm	10mm	21kg/sheet	EX24 AO-CIR-CF	GP	CL EJ	

**GP** General Purpose interior.

**RA** The Veneer range comes Raw ready for you to apply your stain or finish onsite.

**CL** We also provide the option for to you order with a Clear Lacquer Finish applied (ex factory) with a final coat, ready to install.

**EJ** Easyjoin system included.




# easyscreen - mini

Easycraft's **easyscreen** is ideal for use in commercial and residential applications. The Mini range is great for smaller feature partitioning, or used as a unique wall art décor. Available in a range of designs to suit any style.



## easyscreen - mini profiles


Halo Mini



Nature Mini



Retro Mini



Studio Mini



### Easyscreen - Mini range suitable for:

- Unique look to finish off a feature wall or entrance area
- Creating a strong visual impact through the use of multiple panels, both vertically and horizontally
- Smaller feature partitioning or simply used as wall art décor

### Ordering and installation:

- All products are MADE TO ORDER and cannot be returned
- All screens come with a primer coat to both sides ready for final coat finish

- Board sizes are nominal and can vary (slightly) in width and length
- Any framing used for mounting purposes must be straight and true
- If hanging screens ensure your support structure is sufficient to handle the total combined screen weight
- Screens are heavy so please ensure you have sufficient people and/or equipment available when installing
- No installation fittings or hanging accessories are provided with screens. To be purchased separately
- Images shown are representative only, top and bottom border will be larger on actual sheet, allowing for trimming

Easyscreen Type	Thickness	Length	Width	Product Codes	Weight	Application	Features
Mini	9mm	1200mm	600mm	ES09MR12	5kg/sheet	GP	PR
Mini	9.5mm	1200mm	600mm	ES09CL12	8kg/sheet	SE	PR

**Note:** When ordering use Product Code & Design Name.



See Page 20 & 21 for more **PRODUCT & INSTALLATION INFORMATION**  
See **Easycraft Website** for **EASYSCREEN INSTALLATION SUGGESTIONS**

# easyscreen - standard

The **easyscreen** standard profile sizes are perfect for undercover areas such as patios and pergolas, providing a unique backdrop to a BBQ area or to create private spaces around the office or home.




## easyscreen - standard profiles


Halo Standard




Nature Standard




Retro Standard



Studio Standard



Cube Standard



### Easyscreen - Standard range suitable for:

- Privacy Screening in interior Commercial and Residential Applications
- Undercover areas such as patios and pergolas
- Unique backdrop to a BBQ area
- Personal private spaces around the home or office

### Ordering and installation:

- All products are MADE TO ORDER and cannot be returned
- All screens come with a primer coat to both sides ready for final coat finish

- Board sizes are nominal and can vary (slightly) in width and length
- Any framing used for mounting purposes must be straight and true
- If hanging screens ensure your support structure is sufficient to handle the total combined screen weight
- Screens are heavy so please ensure you have sufficient people and/or equipment available when installing
- No installation fittings or hanging accessories are provided with screens. To be purchased separately
- Images shown are representative only, top and bottom border will be larger on actual sheet, allowing for trimming

Easyscreen Type	Thickness	Length	Width	Product Codes	Weight	Application	Features
Standard	12mm	2720mm	1214mm	ES12MR27	28kg/sheet	GP	PR
Standard	9.5mm	2745mm	600mm	ES09CL27	28kg/sheet	SE	PR

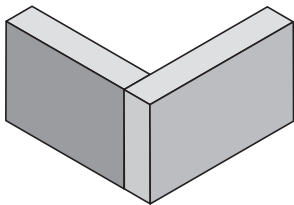
**Note:** When ordering use Product Code & Design Name.



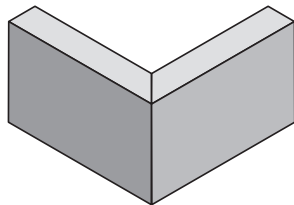
**See Page 20 & 21 for more PRODUCT & INSTALLATION INFORMATION**  
**See Easycraft Website for EASYSCREEN INSTALLATION SUGGESTIONS**

# finishing options & examples

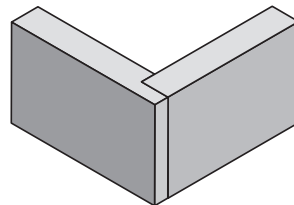
## Products to compliment & finish Easycraft Wall and Ceiling panels



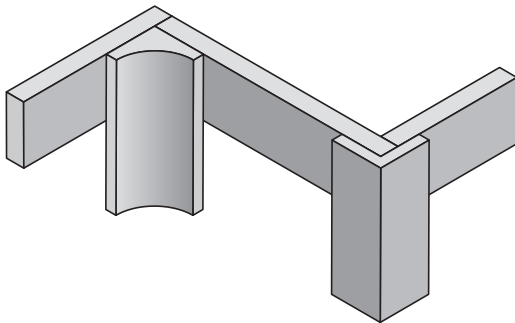
Butt



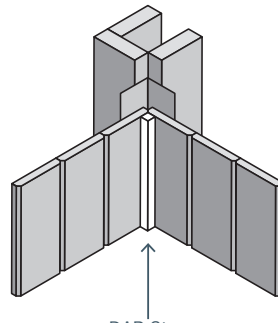
Mitre



Rebated

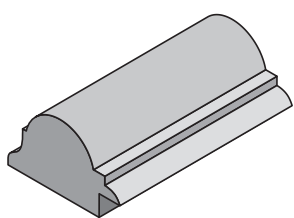


Internal and external corner moulding

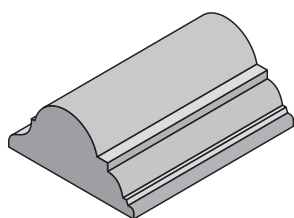


Internal and external corners using DAR Stops

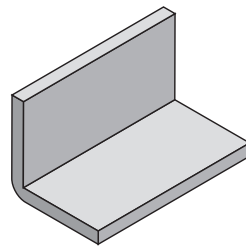
Below are some examples of product found in your local Reseller that may compliment and provide options in finishing off your Easycraft panel project. **Note: Easycraft supply 2 dado rails that suit our dado size panels (rebated) and full wall size panels (flat).**



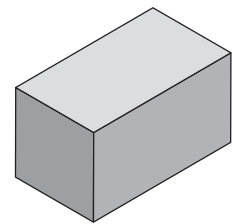
easydado - Rebated



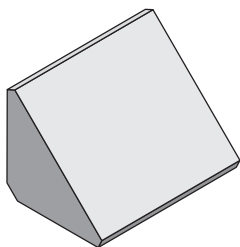
easydado - Flat



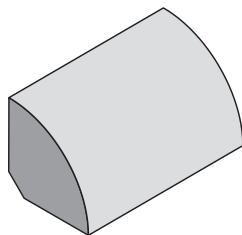
External Corner



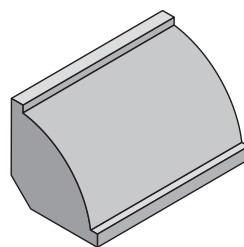
Stops DAR



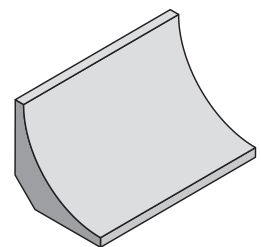
Tri-Quad Corner Moulding



Quad Corner Moulding



Ovolo Corner Moulding



Scotia Corner Moulding

See Page 20 & 21 for more  
PRODUCT & INSTALLATION INFORMATION

# general product & installation

Visit [easycraft.com.au](https://www.easycraft.com.au) for videos on how to install easycraft wall panels

## General Product Information

- Product should be delivered to site 3 to 5 days prior to installation and stored in the environment of where it is to be installed to allow it to acclimatise.
- The framing must be straight and true.
- For wall and/or ceiling applications studs should be spaced at 450mm centres or less.
- Fixings should be positioned no closer than 25mm to a corner and no closer than 15mm to the edge. This positioning will prevent splintering and breakout.
- A 10mm gap must be left at the floor if the wall lining is being installed only part way up the wall.
- A 10mm gap must be left at the floor as well as the top of the sheet if the wall lining is being installed from floor to ceiling.
- A 0.5mm expansion gap should be allowed at each join. Do not 'Hard Knock' the panels together.
- For each metre width of wall or ceiling, allow approx. 1.5mm for an expansion gap at the outer perimeters of your wall or ceiling. (e.g. 6m wall x 1.5mm = 9mm therefore leave a 4.5mm gap at each outer edge of wall or ceiling)
- Easycraft wall linings can be joined off the studs but these joins must be supported by additional noggins at 700mm maximum spacing.
- Decide how you wish to finish off internal and external corners before you install the first sheet.
- Where an internal wall lining is backing onto an external wall the back surface of the wall lining should also be undercoated with a paint primer.
- When installed as a ceiling lining the back of the sheet should be undercoated prior to installation. We recommend for ceiling applications that you DO NOT end butt sheets due to the potential for ongoing movement. MDF is a timber based product and will have some movement based on climatic conditions.

**These are recommendations only.** Always consult with a local Registered Builder experienced in the use of these types of products and to ensure you comply with all relevant building regulations.

## MDF MR Material

- As with solid wood, MDF is a hygroscopic material (meaning it readily takes up and retains moisture), thus its moisture content depends on the relative humidity and air temperature in the surrounding environment. As the moisture content of MDF changes, it is subject to dimensional changes.
- There are many variables which can ultimately affect the performance of timber, including the surrounding environment, quality of installation and quality of framing. But managing changes in the environment humidity levels and moisture content plays a very important role in achieving the best results from the product. In environments that can experience large changes in air temperature and humidity you may experience movement in the panels, either expansion or shrinkage.
- Never store material outdoors or in an open area (verandah) or areas with newly poured concrete or in rooms that have been recently plastered. Always try to store the board in the area that they are to be used on gluts lifted up off the floor and let acclimatise.

Easycraft take no responsibility for any movement of product due to the many variables that are not under our control once the product has left our premises. Such as, transport, storage, framing, installation and paint material.

# general product & installation

Visit [easycraft.com.au](http://easycraft.com.au) for videos on how to install easycraft wall panels

## Tools and Equipment Required

- Tape Measure
- Hand Saw or Power Saw
- Hammer / Nail Gun or Screw Gun
- Pencil
- Spirit Level
- String Line
- Caulking Cartridge Gun or Spatula
- P1 or P2 Dust Mask
- Safety Glasses (complying with AS1337)

Easycraft Wall Linings can be easily cut with a Power Saw or Hand Saw. When using a Power Saw, cut the board with the face side down. When using a Hand Saw, cut the board with the face side up.

## Consumables

The following is a list of products that are suggested will perform in typical product applications.

### • Nails

Must be long enough to penetrate the studs at least 30mm.

#### **Fixing wall linings:**

- Hammer – use 2mm x 40mm anti-rust bullet head nail
- Nail Gun – use Paslode ND Brads 14ga x 45mm

#### **Fixing ceiling linings:**

- Nail Gun – use Paslode Duo-Fast C2.5 x 45 Ring Shank

If installing with power tools ensure the driving pressure is only sufficient to drive the head marginally below the surface. If the driving pressure is too high and the nail is driven in too far, splitting of the board could occur and tool marks will show.

### • Screws

#### **Fixing into timber frame:**

ICCONS: Needle point CSK head (part No. TP796)

- 8 -15 x 20 or 30mm

ICCONS: Collated

- Needle point CSK head collated (IC Find # 796C or 798C)
- 8 -15 x 20 or 30mm

#### **Fixing into steel frame:**

ICCONS: Self-Drilling CSK head Self embed head (part No. TP326)

- 8 -18 x 20 or 30mm

ICCONS: Collated

- Self-Drilling CSK head Self embed head collated (IC Find # 344C or 346C)
- 8 -15 x 20 or 30mm

### • Glues

A flexible construction adhesive or stud adhesive should be used for fixing the sheets to the studs and noggins.

### • Miscellaneous

- Spacers – use off cuts of the 9mm MDF or 10mm timber pieces.
- PVA adhesive for glueing corners together and mouldings in place.
- Best to use a Timber based filler to fill nail or screw holes.

Technical information and suggestions for use and application have been collated within the Easycraft web site. Please refer to our “How to Guides” for information and suggestions for:

- Guideline For Fixing Easycraft Wall Linings to To New Timber Frames in Bathrooms, Laundries and Kitchens (Wet Area's)
- Guideline For Fixing Easycraft Panels To New Timber Frames
- Guideline For Fixing Easycraft Panels To Steel Frames
- Guidelines For Fixing EasyAscot To New Timber Frames
- Guidelines For Fixing Easycraft Panels In Ceiling Applications
- Guidelines For Fixing Easycraft Panels In Wall Applications
  - Dado Wall Panelling
  - Horizontal Join fixing
  - External Corner; Butt join
  - External Corner; Mitre join
  - External Corner; Timber Moulding
  - Fixing Ceiling Linings to Battens
  - Fixing Over Existing Lining
  - Fixing Sheets to Brick/Block Walls
  - Fixing Sheets to Timber Frames
  - Fixing to Studs at 450mm Centres
  - Internal Corner: Butt Join Method
- Guidelines For Finishing
- Guidelines For Painting

## Safety

- Easycraft products are manufactured from wood products. Accordingly, machine tools should be fitted with dust extractors and operators should wear a dust mask and eye protection. Further information is contained in the respective product Material safety Data Sheets (MSDS) available on our web site.



**Easycraft Australia Pty Ltd**

140 North Road, Wynnum West QLD 4178

Phone: 07 3906 7200

Email: [support@easycraft.com.au](mailto:support@easycraft.com.au)

[easycraft.com.au](http://easycraft.com.au)