

To contact your nearest BGC stockist, please call:

Adelaide
Telephone
08 8347 0844

Brisbane
Telephone
07 3711 4744

Melbourne
Telephone
03 9392 9444

Perth
Telephone
08 9334 4900

Sydney
Telephone
02 9632 2100

New Zealand
Telephone
0011 64 9264 1457

bgc.com.au/fibreceement

BGC Fibre Cement is a proud Australian owned manufacturer of Fibre Cement products.

BGC has state-of-the-art manufacturing facilities in Perth and distribution centres in all states of Australia and in New Zealand.

Our distribution network ensures that our entire product range is readily available in all states of Australia. All products in the BGC range are 100% Australian manufactured.

BGC has a team of technical specialists who can assist with all specification and design information.

BGC provides builders, developers and architects with a range of design alternatives and innovative products, such as:

Innova™ Facade Systems products and applications:

- Duragrid™ – expressed joint fibre cement façade system with both residential and light commercial versions available.
- Duracom™ – expressed joint compressed fibre cement facade system suitable for applications requiring more impact resistance.
- Nuline™ – a unique weather board-style cladding system.
- Stonesheet™ – recommended as a stone tile substrate.

BGC Fibre Cement internal products and applications:

- Duraliner™ – an internal lining board, this is the perfect substrate for tiles and is ideal for wet areas.
- Duralux™ – internal lining board suitable for ceilings and soffits.
- Ceramic tile underlay – a substrate for ceramic and slate floor tiles.
- Vinyl cork floor coverings – a substrate for vinyl floors.

BGC Fibre Cement external products and applications:


- Durasheet™ – used for external applications. Durasheet™ is ideal for the cladding of gables and lining eaves, carports and verandahs. It can also be used for commercial soffits and external cladding on non impact areas.
- Duraplank™ – available in Smooth, Woodgrain and Rusticated finishes, Duraplank™ is ideal for external cladding of upper storey conversions or ground level extensions.
- Silhouette™ – a fibre cement plank and uPVC feature strip exterior cladding system.
- Duratex™ – a base sheet used for textured coatings on external wall applications
- Duralattice™ – square or diamond patterned lattice, suitable for screens, pergolas and fences.
- Compressed sheet – used for domestic, commercial sheet for wet areas, flooring, partitions, external decking, fascia and facade cladding.



Quality
Endorsed
Company

Duralattice™ Lattice Sheets

fibre
cement
lattice sheets



Duralattice™ –
decorative
and functional

Safe working practices - Please wear a P1 or P2 mask and safety goggles (approved to AS/NZW1337 standards) whilst cutting or installing Duralattice™. Duralattice™ can be safely handled during unloading or stacking without the use of these precautions.

Cleaning up - Always wet down your work area when cutting Duralattice™, to ensure that dust is managed. Dispose of any vacuumed dust with care and using containment procedures.

Design by The SHAPE Group www.theshapegroup.com.au

Build it better with BGC



Fibre Cement

Australian Owned & Manufactured www.bgc.com.au/fibreceement

Product Description

BGC Duralattice™ is a cellulose fibre reinforced, cement sheet. It combines the charm and appeal of traditional lattice with the practicality and inherent durability of fibre cement.

Manufactured as a single unit without joints, Duralattice™ is very easy to handle and install.

Applications

Duralattice™ is both decorative and functional. It can be used in and around the house and garden. Some uses include:

- Gazebos • Pergolas
- Privacy screens • Verandah enclosures
- Fencing • Gable infills • Trellis work
- Poolside and other shade providing structures
- Feature panels and many other fashionable and practical applications.

Let your imagination stretch the uses of Duralattice™.

If Duralattice is to be used as a balustrade, it must be designed by a structural engineer to comply with all the relevant codes and regulations.

Please note: Duralattice™ is not a structural supporting product and it is advised not to hang plants, art etc from Duralattice™.

Advantages

- Manufactured as a single flat sheet, it's easy to cut, fix and paint.
- Duralattice™ is immune to permanent water damage, is unacceptable to termites and will not rot or warp.
- No metal fittings to deteriorate, stain or pull apart.
- Simple to install and decorate.
- Duralattice™ is non combustible.

Sheet Size

THICKNESS mm	MASS kg	WIDTH mm	LENGTH mm	
			1800	2400
7.5	7	900		x
		1200	x	x

Sizes are available in both Diamond and Square patterns.

Storage and Handling

Duralattice™ must be stacked flat, up off the ground and supported on equally spaced (max 300mm) level gluts. Care should be taken to avoid damage to edges, ends and surfaces. Carry sheets on edge. Fix when dry.

Patterns

Duralattice™ is available in the two most popular and sought after patterns - square and diamond. These styles have graced and shaded Australian homes for decades.



In the square design, both the horizontal and vertical slats are approximately 50mm wide. The space between slats is approximately 46mm square.



With the diamond pattern, both diagonal slats are approximately 40mm wide. The space between the slats is approximately 43mm square.

On average both designs effectively block approx half of the sun's rays.

Sheet Cutting

The most suitable cutting methods are:

- **Durablade** – 180mm diameter. This unique cutting blade is ideal for cutting fibre cement. It can be fitted to a 185mm circular saw, ie Makita or similar. Please ensure safe working practices when using.
- **Score and Snap**
Score the sheet face 4 or 5 times with a 'score and snap' knife. Support the scored edge and snap the sheet upward for a clean break.
- **Hand Sawing**
Duralattice™ should be supported close to the cut. A fine toothed saw and a quick jabbing action gives best results. Mark cut lines on face sheet.
- **Hand Guillotine**
Cut on the off-cut side of the line to allow for the blade thickness.



Fire Resistance

Duralattice has been tested by the CSIRO – Building Construction and Engineering Division, in accordance to Australian Standard AS1530.3 – 1989. The following Early Fire Hazard Indices were found:

- Ignition Index 0
- Spread of Flame Index 0
- Heat Evolved Index 0
- Smoke Developed Index 0-1

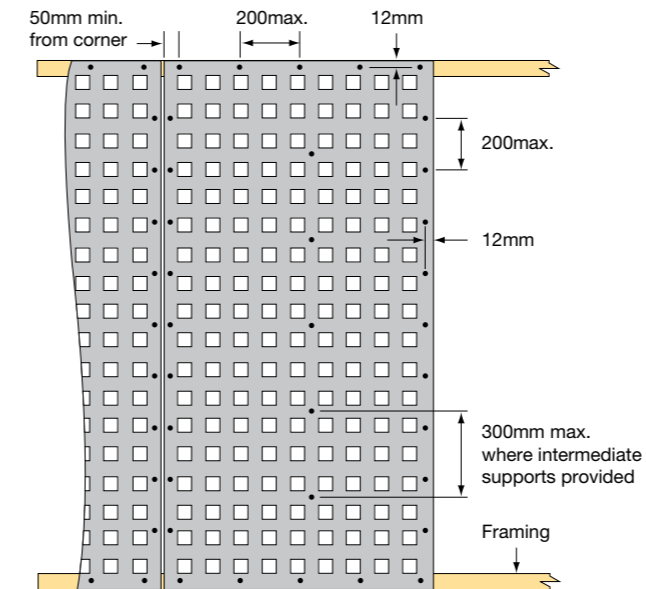
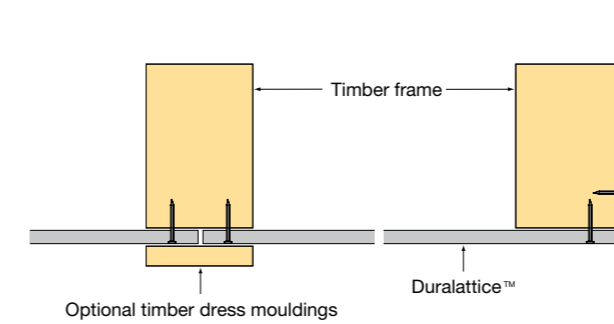
Constructing a Screen

Duralattice™ can be fixed to any hardwood or treated pine frame. Construct framing to ensure Duralattice™ sheets are supported along all edges.

Intermediate support may be required depending on sheet width, span and applications.

Method 1

- Construct timber framing and fix to frame.
- Position fasteners at maximum 200mm centres at sheet edges, and at maximum 300mm centres in the body of the sheet where intermediate support framing is required for strength.
- Butt edges of adjoining sheets at centreline of frame supports.

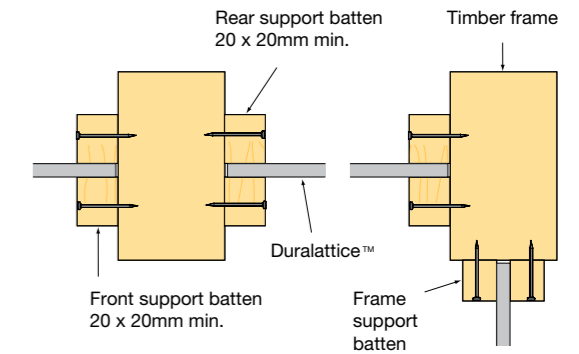


Timber framing

Timber framing should comply with AS1684:2 – Residential Timber Framed construction and framing should be dry prior to fixing Duralattice™ and should have a max of 450mm centres.

Method 2

- Construct framing to allow the lattice sheets to fit neatly between timber members.
- Fix rear timber support battens to the framing.
- Fix lattice sheet into the frame against rear battens.
- Butt front batten firmly against the lattice and the frame. Fix the batten to the main support framing to lock the lattice in place.



Fixings

Fix Duralattice™ with galvanised flat head nails. Use 2.0mm x 30mm for softwoods or 2.0mm x 25mm for hardwoods.

Do not place fixings closer than 12mm from sheet edges or 50mm from sheet corners.

Decoration

Duralattice™ should be finished with at least two coats of exterior grade paint.

Paint can be applied with a roller, brush or airless spray gun.

The surface must be clean and dry before application.

In all cases the paint manufacturer's instructions must be followed.

