



Scandia



**SPECIAL
ORDERS**



2019 RANGE & ACCESSORIES BROCHURE



BUNNINGS
warehouse

Take This Brochure to the Special Orders Desk or order online at bunnings.com.au



Styliste' 6 (Item no: 3171534) with optional wood box (Item no: 3171687)



As nature's original heat source and the world's first oven, fire still has the power to stir our most primal instincts, bringing people together to relax, engage and share our most intimate moments.

At Scandia, we know how to tame fire and we are experts in designing wood fires and stoves that thrive in Australian conditions. Our world class designs and commitment to quality are inspired by Scandinavian cultural values and the craftsmanship for which they are renowned. These same values resonate throughout our organisation, instilling a passion for designing great quality, affordable wood fires.

In the harsh winters of Scandinavia, fire is essential for survival and this is also true for many Australians who rely on fire as the primary source of heating. In Australia fire is also about socialising, about bringing the outdoors in and allowing us to get back to nature. It keeps the gathering going outside as night falls when the chill in the air would send us back indoors.

At Scandia, we believe in the power of fire to bring people together. We believe in the power of Scandia to bring quality design and Australians together.



PRECISION ENGINEERING

Scandia utilises CNC laser technology and robotics to manufacture products of impeccable quality, engineered to precise specification.

TRADITIONAL RANGE

With origins forged in Australian history, the classical styling and design of our traditional range represents the pinnacle in affordable, high quality wood heating.





- Minimum 10 year firebox warranty
- Crafted Japanese fireproof glass
- Firebrick lined fireboxes
- "Clearview" glass air wash system
- High temperature stove paint



For more information about the Scandia Warmbrite Range, scan the QR code to watch a short video or visit our website www.scandiastoves.com.au.

HEAT & COOK

Whether it's wood fired pizza on the deck or the primary source of heating, cooking or hot water, this wood fired oven is as diverse as it is functional. Featuring cast iron doors and an extra large cooktop, the Heat & Cook is the perfect addition to any indoor or outdoor living space.

-  Heat up to 200m²
-  Large baker's oven
-  Optional hot water jacket
-  650w x 610d x 860h



Item no: 3170754

Heat & Cook is exempt from testing under AS/NZS 4012 and 4013



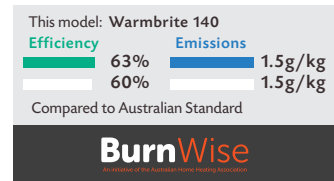
Item no: 3171288

WARMBRITE 140

Perfect for the cottage home, holiday house or man cave, the Warmbrite 140 is an affordable, radiant wood fire. The radiant construction method also means that the top panel of the firebox operates as a highly effective cooktop for soups, stews and pot roasts.

- Heat up to 140m²
- 5mm heavy duty firebox
- 500w x 470d x 735h

63% Efficiency 1.5g/kg Emissions 15.6kW kW Rating



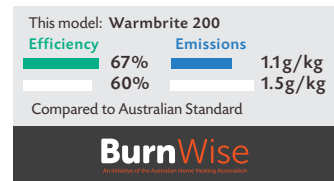
Item no: 3171489

WARMBRITE 200

This traditionally styled, medium sized, fan forced convection wood fire is engineered to effectively heat small to medium sized homes. The Warmbrite 200 is also ideal for environments where space is limited.

- Heat up to 200m²
- Maximised overnight burn times
- 3 speed electric fan
- 670w x 530d x 735h

67% Efficiency 1.1g/kg Emissions 7.9kW kW Rating



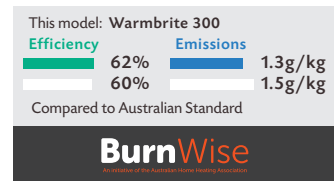
Item no: 3171485

WARMBRITE 300

This traditionally styled, large format convection wood fire is perfect for use in large, open plan homes and commercial environments where ambience is paramount.

- Heat up to 300m²
- Maximised overnight burn times
- 3 speed electric fan
- 770w x 580d x 805h





62% Efficiency 1.3g/kg Emissions 10.1kW kW Rating



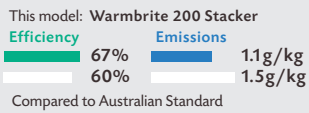
For more information about the Scandia Warmbrite Range, scan the QR code to watch a short video or visit our website www.scandiatoves.com.au.

200 STACKER

This is a modern and practical adaptation of our most popular wood fire, the Warmbrite 200, with the addition of a handy wood storage pedestal designed to keep firewood dry and conveniently located.

-  Heat up to 200m²
-  Large wood storage
-  3 speed electric fan
-  690w x 530d x 860h

67% Efficiency 1.1g/kg Emissions 7.9kW kW Rating







BurnWise
An initiative of the Australian Home Heating Association



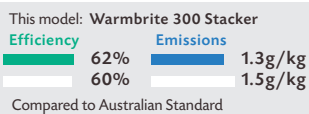
Item no: 3171483

300 STACKER

The Stacker 300 combines a large wood storage pedestal with the body of our classical Warmbrite 300 to create a practical and powerful wood fire combination perfect for large open plan spaces.

-  Heat up to 300m²
-  Large wood storage
-  3 speed electric fan
-  790w x 590d x 905h

62% Efficiency 1.3g/kg Emissions 10.1kW kW Rating



BurnWise
An initiative of the Australian Home Heating Association



Item no: 3171535



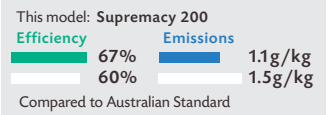
Item no: 3171219

SUPREMACY 200

This premium, mid size, slow combustion wood fire is engineered to deliver a unique combination of elegance, refinement, technology, sustainability and industry leading performance.

- Heat up to 240m²
- 8mm heavy duty steel firebox
- Soft touch fan control with infrared remote
- 655w x 565d x 720h

67% Efficiency 1.1g/kg Emissions 10.2kW kW Rating



BurnWise
A member of the Australian Home Heating Association



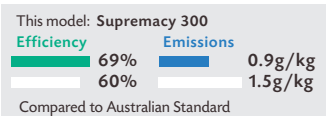
Item no: 3171224

SUPREMACY 300

The largest model in our premium range, the Supremacy 300 has presence in any room with its sleek lines and bay window design. This powerful, yet elegant unit is capable of heating large, open plan homes and commercial spaces.

- Heat up to 360m²
- 8mm heavy duty steel firebox
- Soft touch fan control with infrared remote
- 750w x 665d x 765h

69% Efficiency 0.9g/kg Emissions 13.9kW kW Rating



BurnWise
A member of the Australian Home Heating Association



For more information about the Scandia Supremacy Range, scan the QR code to watch a short video or visit our website www.scandiastoves.com.au.



Warmbrite 200i-S3 (Item no: 3171223)

Depicted with floor mount fascia (Item no: 3171258).

WARMBRITE 200i-S3*

The 200i-S3 combines contemporary styling with heritage inspired design to deliver a mid sized, inbuilt fire perfect for zero clearance, mid mount and masonry fireplace installations.

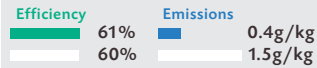
- 🏠 Heat up to 180m²
↕ Zero clearance option
- 📏 To suit mid or floor mount install
 📏 925w x 695h
- 📏 700w x 455d x 560h
 📏 1015w x 720h

61%
Efficiency

0.4g/kg
Emissions

9.0kW
kW Rating

This model: Warmbrite 200i



Compared to Australian Standard

BurnWise
An initiative of the Australian Home Heating Association



Item no: 3171221

Optional floor mount fascia (Item no. 3171261)

WARMBRITE 300i-S3*

The Warmbrite 300i-S3 combines sleek and elegant design with powerful and efficient heating capability. This stylish convection wood fire will comfortably heat most large homes.

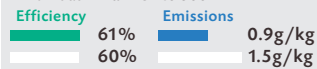
- 🏠 Heat up to 280m²
↕ Zero clearance option
- 📏 To suit mid or floor mount install
 📏 1015w x 735h
- 📏 800w x 500d x 605h
 📏 1115w x 760h

61%
Efficiency

0.9g/kg
Emissions

9.5kW
kW Rating

This model: Warmbrite 300i



Compared to Australian Standard

BurnWise
An initiative of the Australian Home Heating Association

* Warmbrite 200i/300i both come with the Mid Mount Fascia as the default.

WHY CHOOSE AN INBUILT WOOD FIRE?

Everyone loves an open fire, but in reality they are inefficient, plagued by excessive fuel consumption and uncontrollable heat levels that send much of the energy produced straight up the chimney as carbon emissions. Scandia's Series 3 range of inbuilt wood fires are an ideal solution for home owners with existing open fires and who are seeking a cleaner, warmer, more sustainable wood fire. They are also ideal for the new home builder/renovator wanting the warmth, ambience and style of an inbuilt wood fire without the need for a masonry fireplace.



For more information about zero clearance, scan the QR code to watch a short video or visit our website www.scandiastoves.com.au.

* The Warmbrite inbuilt range is supplied with a mid mount fascia. The floor mount fascia option can be ordered separately at any Bunnings Special Orders desk.

CONTEMPORARY RANGE

Influenced by a passion for combining indoor and outdoor living and the unmistakable elegance and style of European design, the team at Scandia has created a visionary range of radiant and open wood fires perfect for the most inspired indoor/outdoor living spaces.

- Minimum 10 year firebox warranty
- Tested and approved to AS/NZS 4012/4013 and 2918 safety standards
- Heavy duty steel construction
- Firebox liners to maximise burn efficiency

HELIX

A Scandinavian inspired design with elegant contours and concentric lines which combine to make the Helix the perfect centrepiece for any contemporary home. This powerful radiant heater delivers the ambience and warmth you can get only from an Australian designed wood fire.

-  **Elegant curved vision panel glass**
-  **Heat up to 200m²**
-  **610w x 445d x 1160h**
-  **Practical wood storage**




62% Efficiency **1.5g/kg** Emissions **7.0kW** kW Rating



Item no: 3171506

EDGE 50

Evolving from French provincial origins, the Edge's clean lines and delicate legs convey style and elegance. Expansive glass panels encase a radiant firebox, and the large top is great for cooking winter soups and stews. The Edge is a stylish wood fire designed to deliver an ethereal ambience to any indoor/outdoor living space.

-  Heat up to 200m²
-  Optional wood storage pedestal
-  Panoramic fire views with glass on three sides
-  620w x 495d x 770h

62% Efficiency 1.3g/kg Emissions 6.4kW kW Rating

This model: Edge 50	
Efficiency	Emissions
62%	1.3g/kg
60%	1.5g/kg




Compared to Australian Standard

BurnWise
THE AUSTRALIAN WOOD-BURNING AUTHORITY



Item no: 3171487

EDGE 70

-  Heat up to 320m²
-  Optional wood storage pedestal
-  Panoramic fire views with glass on three sides
-  780w x 605d x 960h

60% Efficiency 0.5g/kg Emissions 11.4kW kW Rating

This model: Edge 70	
Efficiency	Emissions
60%	0.5g/kg
60%	1.5g/kg

Compared to Australian Standard

BurnWise
THE AUSTRALIAN WOOD-BURNING AUTHORITY



Edge 70 Stacker. Item no: 3171267
 Edge 50 Stacker. Product Code: SPE50ST



Item no: 3171226






PELLET FIRE



VERDANT LE

Verdant LE utilises environmentally sustainable, carbon neutral bio mass pellet fuel to provide the warmth and ambience of a traditional wood fire; burning up to 30 hours without the need to cut, split and store firewood.

Flue kits
Through wall: SCPHFK81
Straight: 3171707

-  Renewable fuel source
-  Overall average efficiency 79%
-  Thermostatic control (7 Day Programming)
-  Very low emissions 0.8g/kg
-  515w x 445d x 960h

79% Efficiency 0.8g/kg Emissions 6.9kW kW Rating

This model: Verdante LE
Efficiency 79% Emissions 0.8g/kg
60% 1.5g/kg
Compared to Australian Standard

BurnWise
A Division of The BurnWise Group



Item no: 3171530. Depicted with through wall pellet heater flue kit.

STYLISTE' RANGE

The epitome of style and elegance Styliste by Scandia takes the essence of traditional radiant wood fire design and elevates it to entirely new level. The beautifully crafted Styliste 6 and Styliste 10 boast clean lines, expansive fire views and unparalleled performance for emissions and efficiency.

STYLISTE' 6

The beautifully crafted Styliste' 6's inspired lineal stance embodies the essence of minimalist design placing all emphasis on the enchanting flame pattern as it heats homes up to 22 squares whilst achieving unparalleled performance on emissions and efficiency.

 Heats up to 200m² *

 5 Freestanding designs

 2 Inbuilt designs

 Create your own personal design

63% Efficiency **1.4g/kg** Emissions **7.7kW** kW Rating

This model: Styliste' 6

Efficiency	Emissions
63%	1.4g/kg
60%	1.5g/kg

Compared to Australian Standard

BurnWise

* Freestanding installation will heat up to 200m². When installed as an inbuilt configuration, unit has a significantly reduced output of 70m².



Styliste' 6. Item no: 3171534. Optional Struktur Modular Box 5, Box 6 and Plinth 10. (3171699, 3171700, 3171682)



Default - Leg Set: 3171686




Woodbox 6. Item no: 3171687



Pedestal 6. Item no: 3171684

DIMENSIONS

Styliste' 6 Firebox

 640w x 525d x 500h

Styliste' 6 Inbuilt

 725w x 535h

 725w x 580h



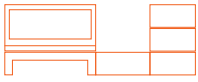
Styliste' 6 floor mount fascia. Item no: 3171694



Styliste' 6 mid mount fascia. Item no: 3171695



Plinth 10. Item no: 3171682



STRUKTUR

For the ultimate in wood fire design solutions combine your Styliste' wood fire with our Struktur elements to create a truly personal statement customised by you and tailored to your own individual space.



Styliste' 10. Item no: 3171533. Optional Struktur Modular Box 5, Box 6 (3171699, 3171700)

STYLISTE' 10

The beautifully crafted Styliste' 10 engages you with its clean lines, expansive firebox and a captivating flame pattern that mesmerises with its radiant ambience. Styliste' 10 provides almost limitless configuration and installation solutions using elements from the Struktur range. The Styliste' 10 effectively and efficiently heats homes up to 33 squares.

- Heats up to 300m²*
- 5 Freestanding designs
- 2 Inbuilt designs
- Create your own personal design

60% Efficiency 1.1g/kg Emissions 11.5kW kW Rating

This model: Styliste' 10
 Efficiency 60% Emissions 1.1g/kg
 60% 1.5g/kg
 Compared to Australian Standard

BurnWise
 A Member of The Australian Home Heating Association

* Freestanding installation will heat up to 300m². When installed as an inbuilt configuration, unit has a significantly reduced output of 100m².

DIMENSIONS

Styliste' 10 Firebox

1060w x 525d x 500h

Styliste' 10 Inbuilt

1145w x 535h

1145w x 585h



Default - Leg Set: 3171686



Woodbox 10. Item no: 3171689



Pedestal 10. Item no: 3171685



Styliste' 10 floor mount fascia. Item no: 3171697



Styliste' 10 mid mount fascia. Item no: 3171698



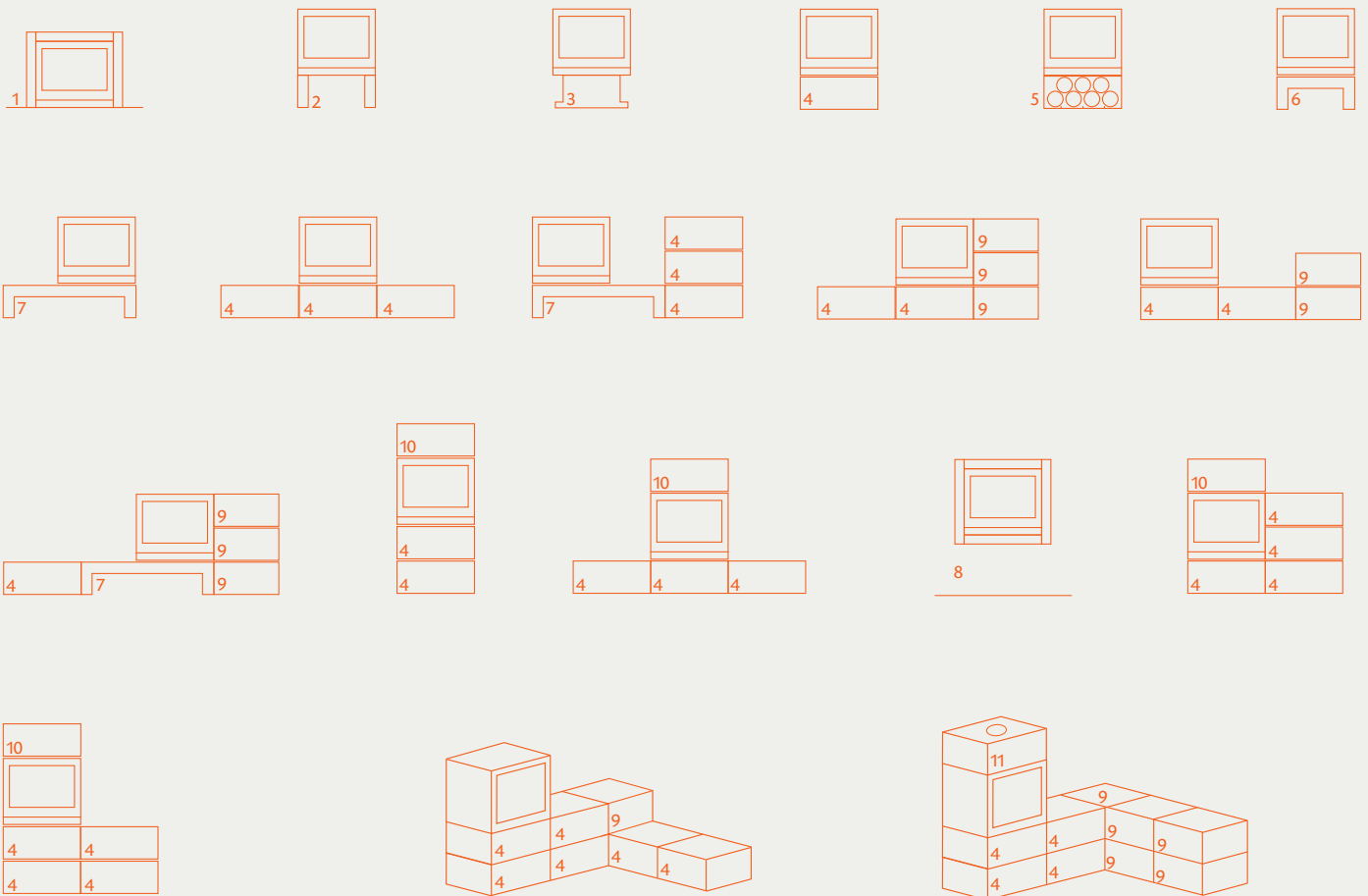
Plinth 16. Item no: 3171683

STYLISTE' & STRUKTUR ELEMENTS DESIGNED BY YOU

STRUKTUR

Combine the modular elements of Struktur with select products in the Styliste' or Edge range of wood fires to create an inspired wood fire experience, designed exclusively by you to suit your home.

STYLISTE' 6



SPECIAL ORDER

	DESCRIPTION	ITEM NO.	QTY
1	Styliste' 6 floor mount fascia	3171694	
2	Styliste' freestanding legs (default)	3171686	
3	Styliste' 6 freestanding pedestal	3171684	
4	Struktur module box 6	3171700	
5	Styliste' 6 freestanding woodbox	3171687	
6	Styliste' freestanding plinth 6	3171681	
7	Styliste' freestanding plinth 10	3171682	
8	Styliste' 6 mid mount fascia	3171695	
9	Struktur module box 5 kit	3171699	

LIMITLESS SCALE, LIMITLESS DESIGN..

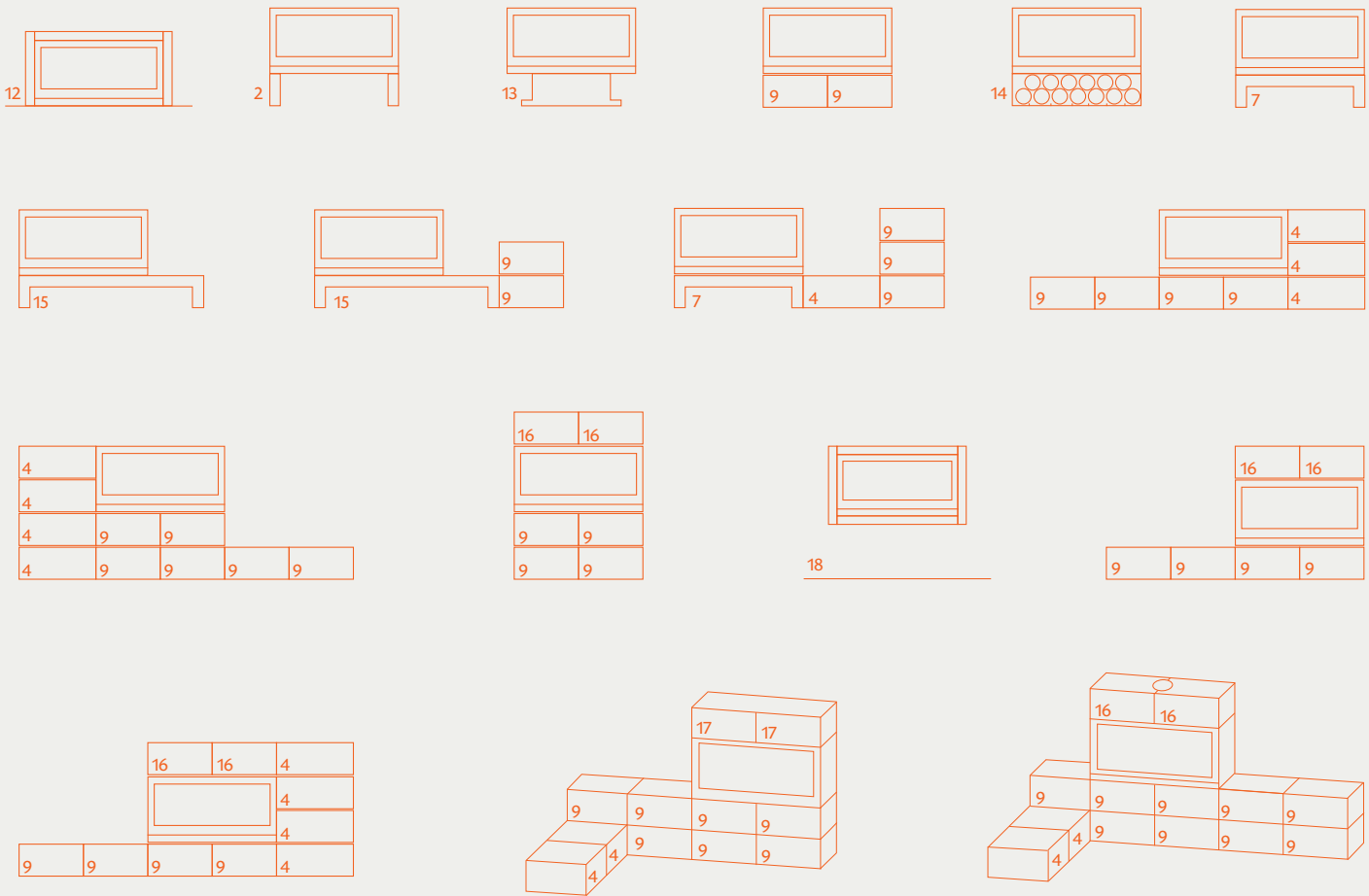
Offering 7 individual installations options for each model, Styliste' has a personality to suit every home. Each model provides the choice of five freestanding or two inbuilt configurations.

Simply select the Styliste' design that best reflects your own personal taste.

For the ultimate in wood fire design solutions combine your Styliste' wood fire with our Struktur elements to create a truly personal statement, customised by you and tailored to your own individual space.



STYLISTE' 10



	DESCRIPTION	ITEM NO.	QTY
10	Struktur 6 rear flue box	3171702	
11	Struktur 6 flue box	3171690	
12	Styliste' 10 floor mount fascia	3171697	
13	Styliste' 10 freestanding pedestal	3171685	
14	Styliste' 10 freestanding woodbox	3171689	
15	Styliste' freestanding plinth 16	3171683	
16	Struktur 10 flue box kit (requires 2 halves)	3171691	
17	Struktur 10 rear flue box kit (1 piece)	3171703	
18	Styliste' 10 mid mount fascia	3171698	


GAS LOG FIRES


AVEDUR


Avedur's lineal design and elegant styling encases a sweeping ribbon of flame that dances across high gloss vitreous panels designed to enhance the appearance of the natural flame whilst minimising operating costs and consumption of our precious gas resources.


The focal point of any living space Avedur boasts an impressive list of standard features that include:


- 4 decorative media options
- 7 adjustable flame height
- Zero clearance design
- Built in primary mesh guard
- Dual multi speed fans
- LPG conversion kit


 **Thermostatic Control**
(7 day programming)

 **4 decorative fascia options**

 **High gloss reflective panels**

 **Optional wifi app**

 **1235w x 20d x 610h**

 **770w x 620d x 810h**

79%
Efficiency

4.0
Star Rating

5.6kW
kW Rating



Includes
BLACK GLASS
insert*

* Black glass insert via redemption. Valid till Dec 2019.
Matching Black Glass Fascia is an additional purchase.



Avedur Item no: 3171490. Image depicts optional Black Glass Fascia. Item no: SCAV10BG

Efficiency and power results are based on highest rating for certain flue configurations



Default - Black fascia. Product code: SCAV10BLK. Included with purchase of Avedur 3171490



Stainless fascia Avedur Product code: SCAV10SST



Black & stainless fascia Avedur - Product code: SCAV10SSB

ALTERNATIVE FASCIA OPTIONS

Select from four decorative fascia and four decorative media options to create a personalised fireplace that best represents the ambience and effect you want to achieve.



Included: Driftwood & Embers. SCAV10M1 (Default with Avedur Heater)

ALTERNATIVE FLAME MEDIA



Driftwood & Glass. Add Black Glass Flame Media to driftwood: Glass Product code: SCAV10M2



Stone Accent & Embers. Add Stones to existing embers. Stones Product code: SCAV10M4




Stone Accent & Glass. Add Stones and Black Glass. Stones & Glass Product code: SCAV10M3



REMOTE CONTROL

- Built in thermostat
- 7 day programming
- 7 flame heights adjustment



WOOD STORAGE



* Item is Customer Special Order

FIREWOOD STORAGE

The Scandia wood storage range represents quality, functionality and inspired design. This range of products has been developed with the same ethos we use when developing any product that we sell. It must be affordable, on the cutting edge of design, be robust and fit for purpose.

When it came to wood storage this simply meant that everything we produce has to look great, provide indoor and outdoor application and be strong enough to hold decent quantities of Australian hardwood... We think we've nailed it.



1000 Round wood storage black. Item: XXXXXXXX*



750 Round wood storage. Item: 3171650. Removable stand for wall mount option.




Curved cantilever wood storage. Item: 3171652



U-stack wood storage. Item: 3171655



Designer rectangle wood storage 1000. Item: 3171657



Designer vertical wood storage 1800. Item: 3171656 *



Beehive 500 metallic black wood storage. Item: 0025424. Depicted with 3 x units. Individual units sold separately.



Round 1000 Corten. Item: 3171651 *



Beehive 850 Corten. Item: 3171647 *



Designer rectangle 1500. Item: 3171658 *



Wood Wall base unit. Item: 3171660 *.



Wood Wall extension units. Item: 3171649 *

Image depicts two wood wall extensions applied to base unit.

FIRE TOOL RANGE

* Item is Customer Special Order



Gun metal fire tool set. Item no: 3171608 *



Classic firetool set. Item no: 3180727



Deluxe fire tool set. Item no: 3180728



Vogue fire tool set. Item no: 3171607



Contour fire tool set. Item no: 3171610 *



Alpine fire tool & wood storage set. Item no: 3171609

HEARTHES



Ceramic tile corner hearth. Item no: 3171526

CERAMIC TILE HEARTH – CORNER INSTALL

This modern, black, ceramic tile hearth pad is made from durable, non-combustible materials, is easy to install and available in two sizes; suitable for all wood heater brands.

- Steel angle frame on all sides
- Available in two sizes (mm):
 - 1250 x 1250 Item no: 3171526
 - 1425 x 1425 Item no: 3171527



Ceramic tile straight hearth. Item no: 3171524



Oak grey hearth. Item no: 3171621

CERAMIC TILE HEARTH – STRAIGHT WALL

This modern, black, ceramic tile hearth pad is made from durable, non-combustible materials, is easy to install and available in three sizes; suitable for all wood heater brands.

- Steel angle frame on all sides
- Available in three sizes (mm):
 - 1050 x 1050 Item no: 3171524
 - 1050 x 1200 Item no: 3171522
 - 1200 x 1200 Item no: 3171525

OAK GREY HEARTH – STRAIGHT INSTALL

These contemporary wood effect tile hearth pads are the perfect platform for a modern heater that deserves more than just black. Our hearth pads are constructed from durable, non-combustible materials, are easy to install. Suitable for all wood heater brands.

- Decorative aluminium edge
- Available in two sizes (mm):
 - 1050 x 1200 Item no: 3171621
 - 1050 x 1050 Product Code: SCHPW105105



Slate straight hearth. Item no: 3180687



Slate corner hearth. Item no: 3180690

SLATE HEARTH – STRAIGHT WALL

This traditional, slate hearth pad is made from durable, non-combustible materials, is easy to install and available in three sizes; suitable for all wood heater brands.

- Decorative aluminium edge
- Available in three sizes (mm):
 - 1050 x 1050 Item no: 3180687
 - 1050 x 1200 Item no: 3180688
 - 1200 x 1200 Item no: 3180689

SLATE HEARTH – CORNER INSTALL

This traditional, slate hearth pad is made from durable, non-combustible materials, is easy to install and available in two sizes; suitable for all wood heater brands.

- Decorative aluminium edge
- Available in two sizes (mm):
 - 1250 x 1250 Item no: 3180690
 - 1425 x 1425 Item no: 3180691

FREESTANDING WOOD & PELLET FIRE INSTALLATION ACCESSORIES



For more information about flues, scan the QR code to watch a short video or visit our website www.scandiatoves.com.au.



Black Mesh Flue Kit. Item no: 3180672

BLACK MESH 4M FLUE KIT

Designed and tested to suit all Scandia freestanding wood fires, the powder coated, black mesh decorative flue looks great on any of the traditional wood fire range.

ADDITIONAL BLACK MESH PARTS:

Black mesh 1m extension:

Item no: 3170782

Black mesh internal bend kit:

Rear bend kit. Item no: 3170798

Right bend kit. Item no: 3170795

Left bend kit. Item no: 3170794



Sleek Black Flue Kit. Item no: 3171234

SLEEK BLACK 4M FLUE KIT

Designed and tested to suit all Scandia freestanding wood fires, the powder coated, sleek black decorative flue looks great on any of the contemporary wood fire range.

ADDITIONAL SLEEK BLACK PARTS:

Sleek black 1m extension:

Item no: 3171268

Sleek black internal bend kit:

Rear bend kit. Item no: 3171253

Right bend kit. Item no: 3171251

Left bend kit. Item no: 3171250



Graphite Flue kit. Item no: 3171486

GRAPHITE 4M FLUE KIT

Designed and tested to suit all Scandia freestanding wood fires, the powder coated, graphite decorative flue has been designed match perfectly with the Helix Graphite wood fire range.

ADDITIONAL GRAPHITE PARTS:

Graphite 1m extension:

Item no: 3171596

Graphite internal bend kit:

Rear bend kit. Item no: 3171595

Right bend kit. Item no: 3171593

Left bend kit. Item no: 3171592



SCANDIA 4M FLUE KIT - WHAT'S INCLUDED?

- Triple skin flue
- 4 x 6" 304 SS active flue
- 8" Decorative flue extension
- 304 SS cowl and cone
- Dropbox (powder coated)
- Ceiling collar
- 2 x Mounting brackets



8-10" Penetration box. Item no: 3170790

8 - 10" PENETRATION BOX

The 8 - 10" Powder Coated Galvanised Penetration Box is ideal for use where through the floor penetration is required and it is the intent to use decorative mesh, sleek black or graphite flue on the second storey.



1m External flue extension. Item no: 3170783

EXTERNAL FLUE EXTENSION - 1M

Designed as an easy add on to the Scandia 4m flue kit (3180673), the triple skin external flue extension is meant for use outdoors or in a ceiling cavity.

ADDITIONAL PARTS:

45° External bend kit.

Item no: 3170799



ROOF FLASHING

Designed as an easy add on to the Scandia 4m flue kit, Scandia's roof flashing range has been engineered for use with high temperature outlets such as flues and chimneys.

Available options:

Tile roof flashing. Item no: 3171672

Tin roof flashing. Item no: 3171673



Pellet fire standard flue kit Item no: 3171707

PELLET FIRE STANDARD FLUE KIT

Designed as an easy add on to the Scandia Verdant pellet fire (3171530), the standard flue kit is meant for standard in-room flue installations.

ADDITIONAL FLUE KITS:

Pellet fire through wall flue kit:

Part no: SCPHFK81

INBUILT WOOD & GAS LOG FIRE INSTALLATION ACCESSORIES



Zero clearance flue kit. Item no: 3171271

WARMBRITE & STYLISTE' ZERO CLEARANCE FLUE KIT

Designed and tested to accompany the zero clearance box, allowing the inbuilt wood heater range to be installed into a timber stud wall. Kit includes four triple skin 1m flue extensions, cowl and cone.

Suits products 3171258, 3171221, 3171534, 3171533

ADDITIONAL ZERO CLEARANCE FLUE KITS:

Avante' zero clearance flue kit: Item no: 3171274



Zero clearance box

ZERO CLEARANCE BOX

When installed with the zero clearance solution, Scandia inbuilt wood heaters can be installed into a timber stud wall, making them the ideal solution for contemporary homes that don't have a chimney or existing fireplace.

Zero clearance box options:

Warmbrite inbuilt series.

Item no: 3171270

Styliste 6'. Item no: 3171692

Styliste 10'. Item no: 3171693

Avante'. Item no: 3171273



6" Inbuilt 4m flue kit. Item no: 3170671

6" INBUILT 4M FLUE KIT

Designed and tested to suit Scandia inbuilt wood heaters, this flue kit is for use in an existing masonry chimney. Kit includes four 1m active flue extensions, chimney plate cover, cowl and cone.

Suits products 3171223, 3171221, 3171534, 3171533

ADDITIONAL INBUILT FLUE KITS:

Avante 3.6m inbuilt flue kit:

Item no: 3171275



Flexi flue extension. Item no: 3170791

FLEXI FLUE EXTENSION

The Scandia 6" Stainless Flexi Flue is ideal for use in difficult shaped situations such as you might find in a masonry chimney. Flexi flue can be ordered in increments of 1 metre up to a maximum length of 15 metres.

ADDITIONAL PARTS:

Flexi flue adaptor:

Item no: 3170792

(Required to adapt 6" flexi flue to standard 6" flue.)



GAS FLUE EXTENSIONS

Suitable for installing Scandia gas log fires. Designed with a twist-lock connection system for easy on-site installation.

Adjustable flue extension:

275 x 370 (ADJ). Item no: 3171715

Flue extension sizes:

300mm. Item no: 3171714

600mm. Item no: 3171713

900mm. Item no: 3171712

1200mm. Item no: 3171711



GAS FLUE TERMINALS

Suitable for installing Scandia gas log fires. Scandia offer two gas terminal options for both vertical and horizontal installations.

Available options:

Horizontal flue terminal.

Item no: 3171717

Vertical flue terminal.

Item no: 3171720



GAS FLUE ELBOWS

Ideal for multi-storey or flue offset installations, the Scandia gas bend range have an aluminium inner pipe and a galvanised outer. Easy to assemble with twist-lock connection system.

Available options:

45° Elbow. Item no: 3171716

90° Elbow. Item no: 3171718

ADDITIONAL INSTALLATION ITEMS

Items not in stock can be ordered from the Special Orders desk – ask in store or visit the website for details.

INSTALLATION

It is a requirement that all Scandia solid fuel and gas appliances are fitted by a qualified, licensed installer whose work complies with local council regulations, Australian standards and manufacturer's specifications. Failure to correctly install is extremely dangerous, will void any warranty claims and may compromise any future insurance claims.

ACCESSORIES



Thermal powered eco fan. Item no: 3171516

THERMAL POWERED ECO FAN

The Eco Fan can be positioned on the top panel of any radiant wood fire for the thermally powered motor to gently circulate warm air around any room.

- Ideal for use on all radiant wood fires and stoves
- Reduce your emissions by burning less fuel




6" Extendable Flue Brush. Item no: 3180729

6" EXTENDABLE FLUE BRUSH

Clean your flue safely from ground level up to 5m with the Scandia flexible flue brush kit. Pull through and rooftop cleaning options are also supported.

- Five 1m flexible extensions
- Premium 6" poly brush
- Threaded metal connectors
- Pull through option fitted



6" Pull thru flue brush kit. Item no: 3171521

6" PULL THRU FLUE BRUSH KIT

Simply attach the snap-lock weighted ball and chain and brush to each end of the rope provided for a pull thru flue cleaning solution.

- Weighted ball and chain
- 10m rope extension
- Snaplock connectors
- Heavy duty poly brush

ADDITIONAL INSTALLATION ITEMS

Additional parts required to complete your installation are available from Bunnings stores. Items not in stock can be ordered from the Special Orders desk – ask in store or visit the website for details.

Additional accessories:

- Moisture meter
- Rope seals
- Cleaning products
- Firebricks
- Gasket & adhesive sealant
- Fireplace mortar



Small child safety guard. Item no: 3180726

SMALL CHILD SAFETY GUARD

This sturdy child safety guard minimises the risk of coming into contact with what can be extremely hot surfaces. Suits most mid size wood fires.

- Heavy duty steel construction
- Dual opening door (685w x 600h)
- Rear stabilising bar
- Size (mm): 1080w x 1055d x 800h



Large child safety guard. Item no: 3180725

LARGE CHILD SAFETY GUARD

This sturdy child safety guard will minimise the risk of coming into contact with what can be extremely hot surfaces. Suits most large wood fires.

- Heavy duty steel construction
- Dual opening door (860w x 600h)
- Rear stabilising bar
- Size (mm): 1275w x 1275d x 800h



Small corner child safety guard. Item no: 3171518

SMALL CORNER CHILD SAFETY GUARD

This sturdy child safety guard minimises the risk of coming into contact with what can be extremely hot surfaces. Designed to accommodate corner installations for most mid size wood fires.

- Heavy duty steel construction
- Dual opening door (720w x 600h)
- Rear wall secure points
- Size (mm): 1890w x 650d x 800h



Large corner child safety guard. Item no: 3171519

LARGE CORNER CHILD SAFETY GUARD

This sturdy child safety guard will minimise the risk of coming into contact with what can be extremely hot surfaces. Designed to accommodate corner installations for most large wood fires.

- Heavy duty steel construction
- Dual opening door (860w x 600h)
- Rear wall secure points
- Size (mm): 2050w x 720d x 800h

ACCESSORIES



Dry glass cleaner. Item no: 3171516

DRY GLASS CLEANER

Easily removes soot and creosote. Suitable for fireplace/stove glass and ceramic cooktops without the need for liquid or cleaning agents.

- No rinsing required
- Non-scratch
- Stainless steel
- 2 pads per packet



Fireplace gloves. Item no: 3180729

FIREPLACE GLOVES

Heavy duty flame resistant gloves to protect your hands from heat when replenishing wood and tending fire.

- Fireproof cotton fabric lining
- Flame resistant leather
- Ideal for fireplaces, stoves and fire pits
- One size fits all



Soot-Off Flue Cleaner. Item no: 3180726

SOOT-OFF FLUE CLEANER

Ideal for stainless steel flues, brick and masonry chimneys. Soot-off makes cleaning your chimney or flue quick and easy. Reduce the amount of smoke entering atmosphere, cleaner heater glass and increased heater efficiency.

- Easy-use, simply burn sachet in the wood fire
- Industrial grade organic soot remover
- 3 x 50g Sachets per pack



Bird netting flue guard. Item no: 3180725

BIRD NETTING FLUE GUARD

Flexible stainless steel mesh barrier to prevent birds and other wildlife from nesting in your flue during dormant periods. The flexible design makes it compatible with most cowls and anti down draft cones up to 12"/320mm and flue casings.

- Flexible mesh that conforms to flue, including over cowlings
- Easy to install, no tools required

FIREBRICKS

Firebricks are a vital component of your wood stoves. Firebricks reflect the heat of the fire and contain the warmth within the stove so that it can circulate in a controlled manner.

Designed to withstand extreme temperatures, they protect the steel sides of the stove from excess temperature which means it will be more durable and have greater longevity.

Modern heat reflective vermiculite firebricks have low thermal conductivity which means the heat is not conducted through the brick but rather reflected back into the firebox making it hotter and more effective. Firebricks also protect the outer shell of the heater from direct contact with the heat source.

It is important to inspect and maintain your firebricks as they are a consumable item and require maintenance over time. With constant exposure to extreme temperatures they do degrade gradually. Signs of degradation include large cracks and breakdown of the bricks which is a good indication that they are due for replacement. Easy to replace they are often held in with a retainer and then just positioned into place.

Scandia have a range of firebrick sets that have a complete replacement set of bricks for your current heater.



FIREBRICK - REPLACEMENT SETS

Heat reflective firebrick sets. If a firebrick is cracked or damaged it is recommended that it be replaced or repaired before it quickly deteriorates.

- Heat reflective vermiculite firebrick sets
- Suitable for use in combustion wood fires and solid fuel stoves.

FIREBRICK REPLACEMENT SETS			
Item no.	Desc	Size (mm)	Qty
3171510	1" Split firebrick	230 x 115 x 25mm	10
3171704	WB 140 firebrick set (Contains 3 sizes)	230 x 121 x 38mm	8
		230 x 121 x 38mm notch	1
		183 x 162 x 25mm	4
3171705	WB 200 firebrick set (Contains 3 sizes)	200 x 98 x 25mm	9
		200 x 90 x 25mm	2
		218 x 144 x 25mm	4
3171706	WB 300 firebrick set (Contains 3 sizes)	200 x 108 x 25mm	11
		200 x 55 x 25mm	2
		269 x 116 x 25mm	6



CLEAR SKIES, CLEAR CONSCIENCE

When you purchase a wood fire, you can be confident in the knowledge that you are purchasing the most sustainable and affordable renewable source of home heating available.

As a supporter and sponsor of Landcare Australia, Scandia is mindful of any impact on the environment. Therefore, it's reassuring to us to know that 98 per cent of hardwood burnt in Australia is sustainably sourced, and by choosing to burn this firewood in a Scandia wood fire, you will generate no additional CO2 emissions than if that same wood were left to decompose naturally in the bush. (Kerryn Paul, 2003)

To control the amount of emissions released into the environment, Scandia designs all combustion wood fires with a two stage, primary and secondary air system. While the primary air controls the rate of burn, the secondary air system hyper-heats any excess carbon, converting the majority of residual emissions into energy which is then stored in the firebricks and firebox, improving overall efficiency of the heater and minimising any impact on the environment.

As an organisation, Scandia is committed to helping the environment through the promotion of renewable energy, sustainable harvesting practices and a commitment to programs that focus on reducing carbon emissions.



Scandia proudly supports the activities of Landcare Australia through its membership of the AHHA.



FREQUENTLY ASKED QUESTIONS

I LIKE THE LOOK OF AN IN-BUILT WOOD FIRE BUT I DON'T HAVE A BRICK CHIMNEY.

Scandia's range of inbuilt wood fires are an ideal and sustainable solution for the new home builders or renovator looking for the warmth, ambience and style of an inbuilt wood fire but not wanting to build or don't have a masonry chimney.

When combined with our zero clearance kit, Scandia range of inbuilt wood fires can be installed into a timber stud wall as the perfect wood fire solution for homes up to 30 squares. Scandia are one of the few manufacturers that offer a zero clearance option for their entire range of inbuilt wood fires.

WHY DO I NEED A HEARTH?

Where an appliance is installed on a combustible surface a hearth is required. Hearths are designed to protect from combustion from radiant heat and to protect floor coverings from falling embers.

RADIANT OR CONVECTION WOOD FIRE?

Convection is simply the tendency of a substance, which in the case of wood heaters is air, to rise when it is warmer as it is less dense because it contains less moisture and fall as it cools resulting in the transfer of heat. Convection wood fires leverage this natural phenomenon to provide a very consistent, controllable ambient warmth throughout the home.

Scandia convection heaters draw cool air in from the bottom of the room and circulate it between the outside of the firebox and outer casing of the wood heater gently warming it before expelling it back into the room.

When considering a radiant heater it is prudent to understand that the external surface on the wood fire is actually the outer skin of the firebox which "radiates" heat to warm objects around the fire, the closer in proximity to the fire the warmer the object, which is why radiant heaters are great for both indoors and outdoors and preferred by those who like to "feel" the fire whilst watching the flames.

FREQUENTLY ASKED QUESTIONS

WHAT ARE THE BENEFITS OF FIREBRICKS?

Firebricks are integral factor in the efficiency of the Scandia wood fires. Firebricks act as an additional layer of insulation and store the energy produced by the fire. A lined firebox minimises carbon emissions as stored energy mean less fuel is required to heat the area and retained heat maximises the secondary burn phase which dissipates carbon emissions before they get a chance to reach the flue, using less fuel also means less cost.

A firebrick lined firebox also maximises overnight burn times and optimises the life of the firebox.

Replacement firebricks are very affordable and should be changed on an as required basis.

ARE ALL FLUE KITS THE SAME?

Not all flues are equal and an incorrectly installed or poor quality flue can significantly impact the performance of any wood heater. Scandia wood heaters are independently tested for emissions, efficiency and thermal clearances using the relevant Scandia flue kit. To ensure you get the best possible performance we recommend all Scandia wood fires be installed using the recommended Scandia Flue Kit and extensions.

HOW DO I STOP SMOKE COMING IN TO THE ROOM WHEN I OPEN THE DOOR TO TOP UP THE WOOD?

All wood fires will release a little smoke when the door is opened, we suggest opening the door slightly for a few seconds before you open it completely to add logs to the fire.

Opening the door slightly will promote an increased draught in the flue which will draw the majority of gas and smoke out of the firebox and up the flue.

Wood fires with bay window are renowned for releasing small amounts of smoke into a room, this is because smoke accumulates in the protruding section of the bay window and requires greater draught to extract it from the firebox.

Following the aforementioned procedure will minimise instances of this occurring but will never stop it completely as this is a characteristic of bay window models.

MY NEW WOOD FIRE IS SMOKING AND SMELLS LIKE PAINT, IS THIS NORMAL?

Having familiarised yourself with your new wood fire by reading the owner's manual it now time to light the fire.

It is important to season the high temperature stove paint correctly to ensure you get maximum life from the initial application, to do this:

Begin by lighting a small fire and progressively build the fire unit it is well alight at this point reduce the amount of airflow until the fire is burning at a moderate rate allowing the fire to continue to burn until out and completely cool before lighting again.

Repeat this process building the intensity of the fire each time for a total of 5 fires before reverting to a pattern of regular use.

During the curing process you may experience some smoke and a smell emanating from the painted surface, this is a normal part of the curing process. We recommend opening a window or external door for additional ventilation.

How do I light my fire?

Establishing a good fire requires a really good platform to start with and there are many schools of thought on how best to achieve this but the one thing that is unanimous is the fact that you must have good quality, dry wood to start with.

This is how the team at Scandia like to light a fire. You will need:

- Matches
- 8 to 12 pieces of kindling
- 2 Large logs
- Firelighters & newspaper
- 3-4 Medium logs

Check that the air slide is in the maximum open position, open the door and place lightly crumpled newspaper on the bottom of the firebox, placing a firelighter in the middle.

Never use petrol, kerosene or any other accelerant fuels.

Loosely stack small kindling in a cross hatch pattern on top of the newspaper

leaving at least 1 cm in between pieces to ensure there is adequate air flow.

Light the paper with the door open watching as the fire becomes fully involved, at this point add a number of medium sized logs (about the size of your fist), close the door with the air slide still fully open and allow these to establish a good coal base before adding larger logs in a front to rear direction.

**Be careful, logs placed left to right direction are able to roll forward towards the door.*

Continue to leave the air slide in the full open position for at least 20 minutes to allow the fire to establish and larger logs become fully involved.

The glass on my wood fire is black, what can I do?

All Scandia combustion heaters are manufactured with a "clearview" glass air wash as a standard feature which is designed to minimise the amount time spent cleaning glass.

If you notice a build-up of soot occurring the first course of action is to increase the intensity of the fire by opening the air slide to maximum for a short period of time which should burn off any residual particles.

If this fails to rectify the situation there are a number options available to you.

The traditional method involves dipping a damp piece of newspaper in the ash bed and wiping the glass in a circular motion, repeating until all soot is removed, then wipe over with a clean damp cloth. This should only be done when the fire is completely extinguished and the unit completely cool.

Alternatively there are many glass cleaning products on the market that are specifically designed for the purpose each delivering varying degrees of effectiveness.

To minimise a build-up of soot on the glass, only burn good quality seasoned hardwood. Poor quality wood with a high moisture content is the single largest contributing factor when it comes to the build-up of soot and creosote.

Choosing the best firewood

You should only use sustainably sourced, dry, seasoned hardwood in a Scandia wood fire. Wood that hasn't been well seasoned will cause a build-up of creosote in the flue which can lead to fire and wet wood seriously impedes the performance of the heater as much of the energy and heat created by the fire is wasted burning of the water from the wood producing steam.

Sustainably sourced Firewood varies somewhat around the different states.

In Victoria, New South Wales and South Australia River red gum is the preferred and most prolific species of sustainably sourced firewood. In Western Australia it Jarrah and Wandoo, in Tasmania, Brown Peppermint is the firewood of choice and in Queensland, Ironbark and Box are the preferred species.

The best choice of firewood also depends on the intended use. Red Gum is excellent in a slow combustion heater but does not burn with a lot of flame, however for an open fire one might choose a species that burn at a higher rate with a larger flame.

Some species are known to not burn well at all, Turpentine and White Stringybark being two of these. Each species has its own characteristics of burning rate, flame, coal and ash generation, which mainly relate to wood density and the chemical composition of tannins etc. Perhaps the best thing to do is to try a range of the available species and pick the most suitable, which may be a mix of quicker and slower burning species.

Why should I replace my old open fire?

Everyone loves an open fire but the reality is they are inefficient, plagued with excessive fuel consumption and uncontrollable heat levels sending much of the energy produced straight up the chimney as carbon emissions.

Scandia's series 3 range of inbuilt wood fires are an ideal and sustainable solution for existing homes with an open fire seeking a cleaner, warmer, more sustainable solution.

Optional floor mount fascia's are available for the Warmbrite range of inbuilt wood fires which when installed are proven to significantly reduce carbon emissions and firewood costs by converting any existing open fireplace into an efficient, temperature controlled and environmentally friendly combustion heating solution.

TECHNICAL INFORMATION

PROFESSIONAL INSTALLATION

It is a requirement that all Scandia solid fuel and gas appliances are fitted by a qualified, licensed installer whose work complies with local council regulations, Australian standards and manufacturer's specifications. Failure to correctly install is extremely dangerous, will void any warranty claims and may compromise any future insurance claims.

Installation of your Scandia heater is available through FIDDIT.

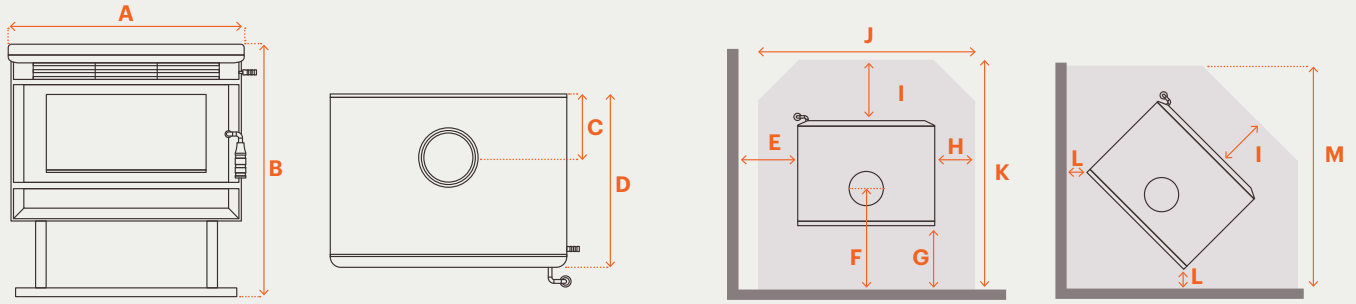
info@fiddit.com.au
1300 FIDDIT (343 348)

SCANDIA SOLID FUEL APPLIANCE COMPARISON CHART

	Firebox thickness	3 speed fan	Heating capacity	Emissions	Efficiency	Average kW Rating	Peak kW Rating	Net weight	Gross weight	Packaged (mm) W x D x H
WARMBRITE 140	5mm	No	140m ²	1.5g/kg	63%	15.6kW	18kW	85kg	99kg	576 x 576 x 852
WARMBRITE 200	5.5mm	Yes	200m ²	1.1g/kg	67%	7.9kW	12.1kW	144kg	160kg	773 x 645 x 867
STACKER 200	5.5mm	Yes	200m ²	1.1g/kg	67%	7.9kW	12.1kW	159kg	179kg	780 x 650 x 1000
WARMBRITE 300	5.5mm	Yes	300m ²	1.3g/kg	62%	10.1kW	14.4kW	183kg	203kg	887 x 707 x 970
STACKER 300	5.5mm	Yes	300m ²	1.3g/kg	62%	10.1kW	14.4kW	198kg	210kg	882 x 702 x 1070
WARMBRITE 200i-S3	5.5mm	Yes	180m ²	0.4g/kg	61%	9.0kW	12.1kW	116kg	135kg	780 x 620 x 700
WARMBRITE 300i-S3	5.5mm	Yes	280m ²	0.9g/kg	61%	9.5kW	14.1kW	143kg	155kg	872 x 657 x 744
HEAT & COOK	5mm	No	200m ²	N/A	N/A	N/A	N/A	229kg	246kg	770 x 710 x 1070
SUPREMACY 200	8mm	Yes	240m ²	1.1g/kg	67%	10.2kW	14.2kW	186kg	175kg	767 x 657 x 885
SUPREMACY 300	8mm	Yes	360m ²	0.9g/kg	69%	13.9kW	18.2kW	226kg	247kg	880 x 745 x 930
HELIX	3.5mm	No	200m ²	1.5g/kg	62%	7.0kW	9.9kW	155kg	178kg	725 x 580 x 1315
EDGE 50	5mm	No	200m ²	1.3g/kg	62%	6.4kW	9.4kW	98kg	115kg	681 x 583 x 640
EDGE 70	5mm	No	320m ²	0.5g/kg	60%	11.4kW	16.2kW	145kg	150kg	822 x 682 x 780
VERDANT LE	3mm	Variable	90m ²	0.8g/kg	79%	6.9kW	7.8kW	102kg	118kg	545 x 570 x 1095
AVANTE	6mm	No	150m ²	N/A	N/A	N/A	N/A	195kg	215kg	1030 x 630 x 700
STYLISTE 6	5.5mm	No	200m ²	1.4g/kg	63%	7.7kW	11.7kW	146kg	160kg	755 x 655 x 668
STYLISTE 10	5.5mm	No	300m ²	1.1g/kg	60%	11.5kW	16.2kW	175kg	195kg	1160 x 652 x 668

Disclaimer: Due to our policy of continuous improvement of our products and services, technical specifications and claims, correct at the time of going to print, may be subject to variation without prior notice. Scandia Group Pty Ltd has endeavoured to ensure that the information in this document is correct and fairly stated, but does not accept liability for any error or omission. Scandia Group Pty Ltd accepts no liability whatsoever for their interpretation of AS/NZS 2918-2018, AS/NZS 4012-4013. All heating capacities quoted are based on units tested with quality hardwood. Minimal performance reduction may result due to large glassed areas, vaulted ceilings, draughts or insufficient insulation. We reserve the right to alter specifications without notice.

HEATER DIMENSIONS AND INSTALLATION CLEARANCES



FREESTANDING HEATER DIMENSIONS

	UNIT SIZE (mm)						INTERNAL FIREBOX (mm)		
	A	B	C	D	FLUE Ø	WEIGHT	WIDTH	DEPTH	HEIGHT
WARMBRITE 140	500	735	135	470	152	85 kg	370	330	250
WARMBRITE 200	670	735	200	530	152	144 kg	445	300	280
STACKER 200	690	860	200	530	152	159 kg	445	300	280
WARMBRITE 300	770	805	205	580	152	183 kg	545	345	300
STACKER 300	790	905	210	590	152	191kg	545	345	300
HEAT & COOK	650	860	120	610	152	229 kg	430	320	290
OVEN SIZE (mm)							440	370	300
STYLISTE' 6	640	500	170	525	152	146kg	505	355	315
STYLISTE' 10	1060	500	170	525	152	175kg	925	355	315
SUPREMACY 200	655	720	190	565	152	186 kg	445	365	290
SUPREMACY 300	750	765	190	665	152	226 kg	540	470	286
HELIX	610	1160	220	445	152	155 kg	395	335	370
EDGE 50	620	770	200	495	152	98kg	435	330	310
EDGE 70	780	960	215	605	152	145kg	535	420	405
VERDANT LE	515	960	-	445	80	102kg	200	150	500

FREESTANDING INSTALLATION CLEARANCES

	CLEARANCES TO COMBUSTIBLE SURFACES (mm)								
	E	F	G	H	I	J	K	L	
WARMBRITE 140	700	485	350	300	745	1095	550	1400	
WARMBRITE 200	250	350	150	450	900	1105	100	1240	
STACKER 200	250	350	150	450	900	1105	100	1240	
WARMBRITE 300	350	380	175	450	1000	1180	170	1415	
STACKER 300	350	385	175	450	1000	1190	170	1420	
HEAT & COOK	425	295	175	300	820	1040	200	1250	
STYLISTE' 6	400	470 / 420 [^]	300 / 250 [^]	300	880	1125 / 1075 [^]	200	1235	
STYLISTE' 10	500	470 / 445 [^]	300 / 275 [^]	500	1300	1325 / 1300 [^]	200	1675	
SUPREMACY 200	350	340	150	300	950	1020	75	1155	
SUPREMACY 300	400	340	150 [#]	300	1040	1120	75	1295	
HELIX	410 / 410 [^]	520 / 520 [^]	300 / 300 [^]	300 / 300 [^]	770 / 770 [^]	1045 / 1045 [^]	280 / 280 [^]	1125	
EDGE 50	600 / 650 [^]	325 / 350 [^]	125 / 150 [^]	300	835	920 / 945 [^]	350	1315	
EDGE 70	1200	465	250	300	950	1150	600	1735	
VERDANT LE	100	-	200* / 80 ^{**}	300	635	945	25	915	

The above clearances are applicable when using the Scandia Decorative mesh flue kit. (Decorative flue is fitted with an additional heat shield)

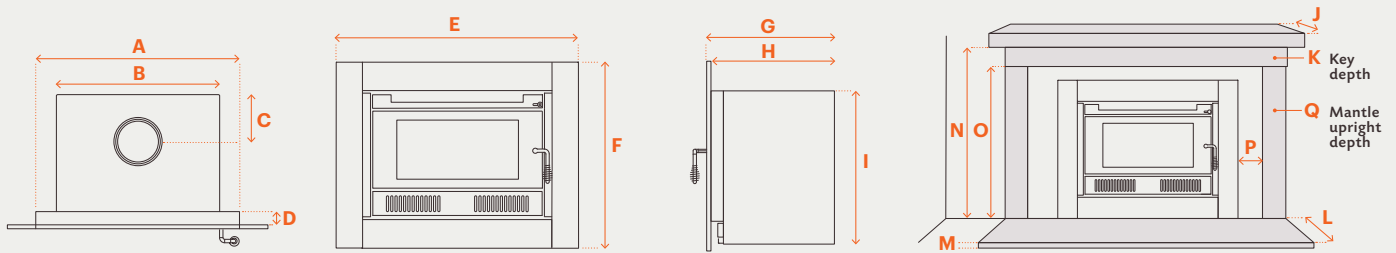
[^] When using the Scandia Sleek black / Graphite flue fitted with an additional heat shield.

[#] With tertiary 550mm 180° heat shield in place (supplied with heater).

* Vertical flue installation.

** Horizontal flue installation.

Refer to the installation manual on our website for up to date / specific detail on the appliance you are installing.



INBUILT HEATER DIMENSIONS

*firebox including front support brackets, excluding decorative fascia

UNIT SIZE (mm)										
	A	B	C	D	E	F	G	H	I	FLUE Ø
WARMBRITE 200i-S3	700	570	165	50	925	695	470	455	560	152
FLOOR MOUNT (Optional)	-	-	-	-	1015	720	-	-	-	-
WARMBRITE 300i-S3	800	670	170	50	1015	735	520	500	605	152
FLOOR MOUNT (Optional)	-	-	-	-	1105	660	-	-	-	-
AVANTE OPEN FIRE	1000*	915	150	75	1295	645	580	515	755	254
AVEDUR	SEE OWNERS MANUAL FOR DETAILS									
STYLISTE' 6	-	640	170	-	726	575	-	525	500	152
FLOOR MOUNT (Optional)	-	-	-	-	730	540	-	-	-	-
STYLISTE' 10	-	1060	170	-	1146	575	-	525	500	152
FLOOR MOUNT (Optional)	-	-	-	-	1145	535	-	-	-	-

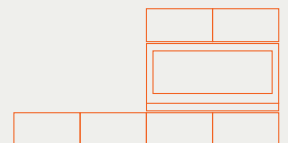
CLEARANCE TO COMBUSTIBLES (mm) FOR MASONRY FIREPLACE

	CLEARANCES TO COMBUSTIBLE SURFACES (mm)							INTERNAL FIREBOX (mm)	
	J	K	L	M	N	O	P	WIDTH	DEPTH
WARMBRITE 200i-S3	250	40	300	30	1070	900	40	445	305
WARMBRITE 300i-S3	250	40	550	30	1070	900	40	545	365
STYLISTE' 6	SEE OWNERS MANUAL FOR DETAILS							570	400
STYLISTE' 10	SEE OWNERS MANUAL FOR DETAILS							930	399
AVANTE OPEN FIRE	SEE OWNERS MANUAL FOR DETAILS							890	450
AVEDUR	SEE OWNERS MANUAL FOR DETAILS							-	-

Refer to the installation manual on our website for up to date / specific detail on the appliance you are installing.

STRUKTUR MODULE DIMENSIONS

	WIDTH	DEPTH	HEIGHT
STRUKTUR MODULE BOX 6	640	525	250
STRUKTUR MODULE BOX 5 KIT (INCLUDES X2)	530	525	250



For specifications relating to installation requirements and zero clearance installations please refer to owners manual. Brochure should be used as a guide only.

PURCHASE CHECKLIST

STEP 1: CHOOSE YOUR APPLIANCE

Please tick the type of heater that you would like for your home.

WOOD FIRE GAS LOG FIRE PELLET FIRE

Taking into consideration, clearance and installation guidelines, choose the appliance that best suits your home.

ITEM NO. (3171487)	HEATER: (EDGE 50)	TICK
--------------------	-------------------	------

STEP 2: PURCHASE INSTALLATION ACCESSORIES

2.1) CHOOSING YOUR FLUE KIT (Refer to page 22-23)

Always install an appliance with a matching flue kit (decorative, sleek black or graphite). Please select your wood fire installation or appliance type in order to determine which flue kit you require.

FREESTANDING PELLET FIRE
 INBUILT (MASONRY) GAS LOG FIRE
 INBUILT (ZERO CLEARANCE) Gas flue products sold individually

ITEM NO.	FLUE KIT:	ORDERED
----------	-----------	---------

2.2) CHOOSING YOUR HEARTH PAD (Refer to page 21)

If you are installing your freestanding wood fire on a combustible surface you will require a hearth pad (tile or slate). Please tick your installation type:

STRAIGHT INSTALLATION CORNER INSTALLATION

ITEM NO.	HEARTH PAD:	ORDERED
----------	-------------	---------

Please note: Hearth pad only required for freestanding or pellet fire installations.

2.3) CHOOSING YOUR ROOF FLASHING (Refer to page 24)

Select which type of roof flashing you require:

TILE ROOF IRON ROOF

ITEM NO.	ROOF FLASHING:	ORDERED
----------	----------------	---------

2.4) CHOOSING YOUR HEATER GUARD (Refer to page 24)

Scandia provide heater guards to suite all wood fire installations. Please select your installation type before choosing your heater guard size.

STRAIGHT INSTALLATION CORNER INSTALLATION

ITEM NO.	HEATER GUARD:	ORDERED
----------	---------------	---------

STEP 3: ADDITIONAL INSTALLATION PARTS

Nominate any additional parts you may require.

(This could include flue extensions, 45° bends, penetration box etc.)

ITEM NO.	DESCRIPTION:	ORDER

STEP 4: CHOOSE YOUR FIREPLACE ACCESSORIES

Scandia provide a complete range of tools and accessories to complement and enhance your wood fired experience.

4.1) CHOOSING YOUR WOOD STORAGE (Refer to page 18-19)

FREESTANDING INDOOR
 WALL MOUNT OUTDOOR

ITEM NO.	WOOD STORAGE:	ORDERED
----------	---------------	---------

4.2) CHOOSING YOUR FIRE TOOL SET (Refer to page 20)

ITEM NO.	FIRE TOOL SET:	ORDERED
----------	----------------	---------

NOTES


Please note: It is a requirement that all Scandia solid fuel and gas appliances are fitted by a qualified, licensed installer whose work complies with local council regulations, Australian standards and manufacturer's specifications. Failure to correctly install is extremely dangerous, will void any warranty claims and may compromise any future insurance claims.

How It Works

It's as simple as 1,2,3! Follow the steps shown to purchase or order your product. If you need further advice, speak to a team member at the Special Orders Desk in-store.

1. Select The Product You Want

View the extensive range available in this brochure or online. Use the number shown below to order your product online or in-store.



2. Order Online or at the Special Orders Desk

After you have selected the product you want, take this brochure to the Special Orders Desk or order online at bunnings.com.au

3. Get It Home

We Will Deliver

Delivery to your home or site can be arranged online or in-store when purchasing your products.

Pick-Up In-Store

If you decide to pick-up in-store and need help to get it home, you can:

- borrow a courtesy trailer
- hire a vehicle

Check with your local Bunnings store for availability.

Ask us about Additional Services



Scandia Group Pty Ltd
58 Access way
Carrum Downs VIC 3201
Australia

1300 HEATER (432 837)
service@scandiastoves.com.au
www.scandiastoves.com.au



V 02/19