



# Earl's Powder Putty®

## Multi-Purpose Powder Filler

Interior & Exterior



### Just mix with water. No waste, no shrinking

Earl's Powder Putty is a low cost multi-purpose filler for interior or exterior use.

Earl's Powder Putty is the perfect filler for interior or exterior surfaces such as wood, plasterboard, cement sheeting, concrete, metal etc. Earl's Powder Putty dries to a hardwearing finish and can be cut, carved, sanded or sawn. Ideal for repairs to timber, woodwork, walls, architectural or hobby moulding. Use as a quick patch to distressed floorboards before laying carpet.



### Earl's Powder Putty features

#### Perfect for timber, masonry & metal

Earl's Powder Putty is the perfect filler for interior or exterior surfaces such as wood, plasterboard, cement sheeting, concrete and metal.

#### Ideal for so many jobs

Use on timber, woodwork, walls and architectural or hobby moulding, windows, flooring, decking etc

#### Indefinite shelf life

Earl's Powder Putty has an indefinite shelf life.

#### Cut, carve, sand or saw it

Earl's Powder Putty dries to a hardwearing finish and can be cut, carved, sanded or sawn.

#### What is required

With Earl's Powder Putty, you only need to mix enough for your immediate needs, so there is no waste.

#### Use it for interior or exterior

Earl's Powder Putty is water resistant, weather resistant when coated but NOT waterproof. If using in an exterior situation ensure base material is stable. Earl's Powder Putty is not a flexible compound and is unsuitable as a filler where there may be structural movement. It is advisable to coat after drying.

### Easy to apply

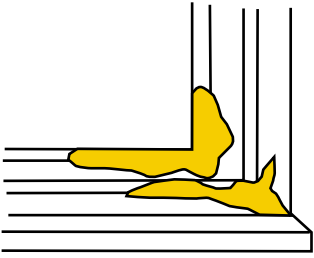
Prepare base material. Restore rotted wood with Earl's Wood Hardener and remove loose mortar and any contaminants such as oil, flaking paint, dirt, dust or sealant. Mix to required consistency and apply with a putty knife.

Slightly overfill and leave for 30 minutes before scraping off to level or mould to required shape. For a smooth finish, wipe with a damp sponge and wait 2-3 hours to sand. Apply a primer before painting. Note that Earl's Powder Putty does not absorb stain or colour as readily as wood, so a few coats may be required. For a thicker putty use less water. Do not apply too much water as it will break down and crack.

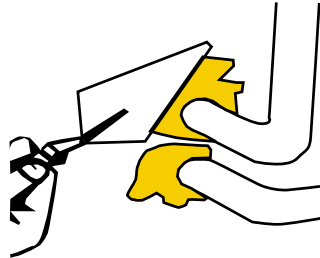
For further instructions, please refer to the product label.

## What to use Earl's Powder Putty for


Patching



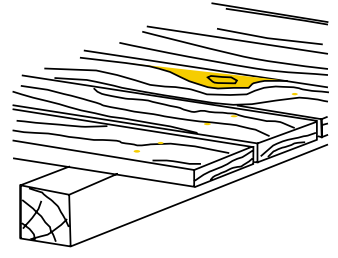
Masonry Fittings



Rotted Timber



Timber Imperfections



## Product code & barcode numbers

Product Code	Size	Pack Size	Barcode
EWP05	500g	12	9315284530053
EWP1	1kg	6	9315284530060
EWP5	5kg	1	9315284530077
EWP10	10kg	1	9315284530138
EWP20	20kg	1	9315284530084

