

Oliveri



Diaz

When elegant minimalism meets practical design.
Sleek, square lines for modern living.

INSET SINKS



DZ121 LH Bowl (DZ122 RH Bowl) incl. AC15, AC18



DZ163 incl. AC15, AC18, AC33
Shown with optional KE2030 tap



DZ101 LH Bowl (DZ102 RH Bowl) incl. AC15, AC18



DZ111 LH Bowl (DZ112 RH Bowl) incl. AC15, AC18



DZ171 LH Bowl (DZ172 RH Bowl) incl. AC15, AC18

UNDERMOUNT SINKS



DZ150U



DZ100U incl. AC15, AC18, AC33

Additional sinks in this range available. See pages 30-31.

ACCESSORIES More accessories are available. See page 29.



RECOMMENDED TAPWARE

FEATURES

Unique drainer design

With flat topped flutes that don't just look beautiful, they also reduce surface scratching.

Large tap landing

Included on some models to accommodate a filtered water tap or soap dispenser.

18/10 Stainless utility tray

Creates a space for draining dishes and is included standard with double bowl-only sinks.

Custom made accessories

Transforms the sink into a streamlined food preparation area.

Rear waste outlets

Allows the maximum amount of usable space in cupboards below.

Australian Made

Oliveri has designed and manufactured sinks in Australia since 1948.

How to choose your Oliveri sink

Step 1

Decide if an inset or undermount sink best suits your needs

Inset sinks are recommended for laminate bench tops, while undermount sinks are most often chosen for solid work surfaces such as granite.

U = Undermount sink

Step 2

Consider the cabinet size

Make sure the cabinet space below the bench is wide enough to accommodate the sink's bowls.

8 = Cabinet size (e.g. 8=800mm)

Step 3

What is the bench top depth

Standard bench tops are 600mm front to back; some of our larger sinks require a minimum bench depth of 720mm. These sinks are well suited for island bench tops.

+ = 720mm minimum bench depth

Step 4

Accessories

A range of quality, innovative accessories to transform the sink into a hygienic food preparation area are available for every range. Integrated accessories come standard with most Oliveri sinks.

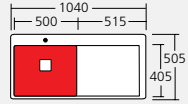
Step 5

Tapware

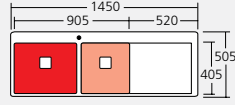
Oliveri's WELS approved tapware are sourced from world class manufacturers. Combine square style taps with straight line sinks, and round corner sinks with smooth, curved taps to get the most out of your kitchen's aesthetics.

Professional Series

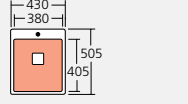
PR1121 (PR1122) **6**
ACCS: ACP141, ACP5Q8



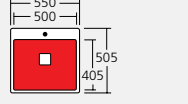
PR1111 (PR1112) **10**
ACCS: ACP141, ACP5Q3, ACP5Q8



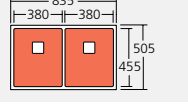
PR1131 **5**
ACCS: ACP141, ACP5Q3



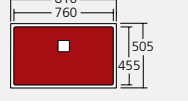
PR1181 **6**
ACCS: ACP141, ACP5Q8



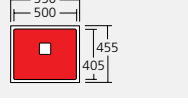
PR1163U **U 9**
ACCS: 2 x ACP5Q5



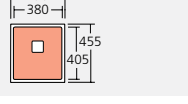
PR1190U **U 9**
ACCS: ACP5Q9



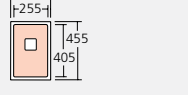
PR1180U **U 6**
ACCS: ACP5Q8



PR1130U **U 5**
ACCS: ACP5Q3



PR1160U **U 5**
ACCS: ACP5Q6



Mega Bowl
760W x 455H x 225D / 78Litre

Grand Bowl
500W x 405H x 225D / 46Litre

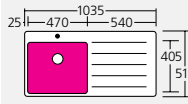
Standard Bowl
380W x 455H x 225D / 39Litre

3/4 Bowl
380W x 405H x 225D / 35Litre

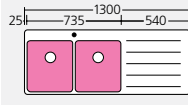
1/2 Bowl
255W x 405H x 190D / 20Litre

Sonetto

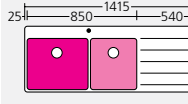
SN1021 (SN1022) **6**
ACCS: ACP101



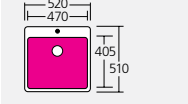
SN1071 (SN1072) **8**
ACCS: ACP101



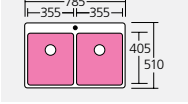
SN1011 (SN1012) **9**
ACCS: ACP101



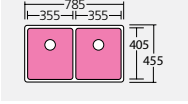
SN1051 **6**
ACCS: ACP101, ACP103



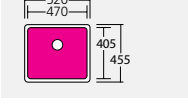
SN1064 **8**
ACCS: ACP101, ACP103



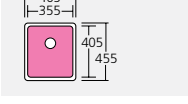
SN1063U **U 8**
ACCS: ACP103



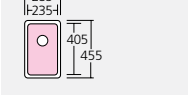
SN1050U **U 6**
ACCS: ACP103



SN1030U **U 5**
ACCS: ACP103



SN1020U **U 5**



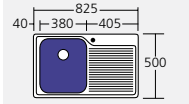
Large Bowl
470W x 405H x 205D / 39Litre

3/4 Bowl
355W x 405H x 205D / 30Litre

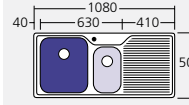
1/2 Bowl
235W x 405H x 170D / 16Litre

Nu-Petite®

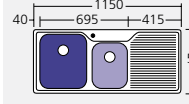
NP621 (NP622) **5**
ACCS: AC62, AC65



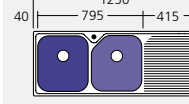
NP601 (NP602) **7**
ACCS: AC62, AC65



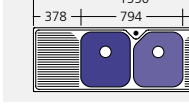
NP611 (NP612) **8**
ACCS: AC62, AC65



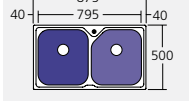
NP671 (NP672) **9**
ACCS: AC62, AC65



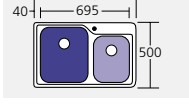
NP653 **9**
ACCS: AC62, AC65



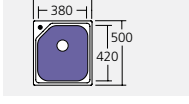
NP663 **9**
ACCS: AC62, AC63, AC65



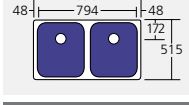
NP615 (NP616) **8**
ACCS: AC62, AC63, AC65



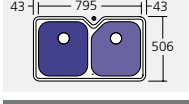
NP610 **5**
ACCS: AC62, AC65



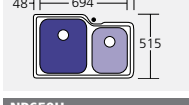
NP60U **U 9**
ACCS: AC62, AC63, AC65



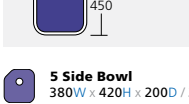
NP63U **U 9**
ACCS: AC62, AC63, AC65



NP61U (NP62U) **U 8**
ACCS: AC62, AC63, AC65



NP650U **U 5**



5 Side Bowl
380W x 420H x 200D / 28Litre

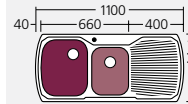
Main Bowl
380W x 420H x 200D / 30Litre

3/4 Bowl
280W x 350H x 130D / 11Litre

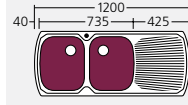
1/2 Bowl
215W x 350H x 130D / 9Litre

Monet®

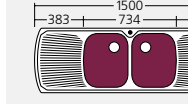
MO711 (MO712) **7**
ACCS: AC72, AC74



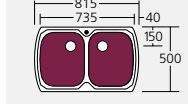
MO771 (MO772) **8**
ACCS: AC72, AC74



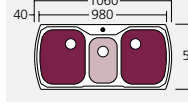
MO753 **8**
ACCS: AC72, AC74



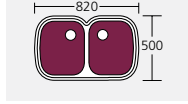
MO763 **8**
ACCS: AC72, AC73, AC74



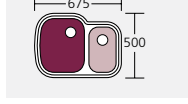
MO793 **11**
ACCS: AC72, AC73, AC74



MO70U **U 9**
ACCS: AC72, AC73, AC74



MO71U (MO72U) **U 7**
ACCS: AC72, AC73, AC74

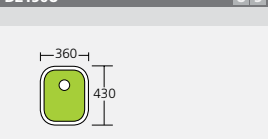
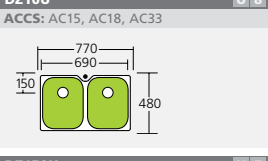
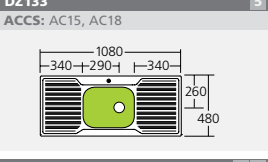
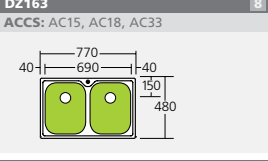
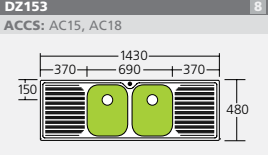
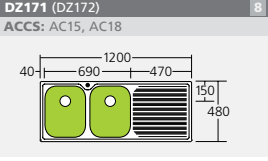
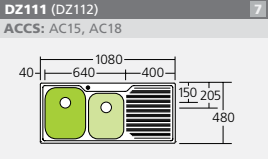
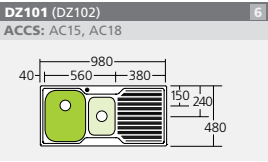
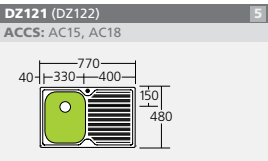


Main Bowl
350W x 420H x 180D / 24Litre

3/4 Bowl
280W x 350H x 130D / 11Litre

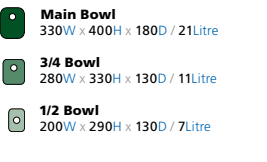
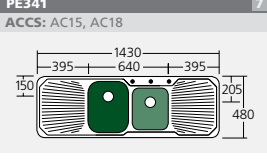
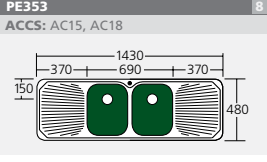
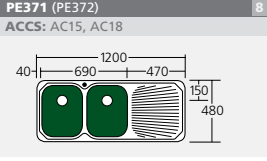
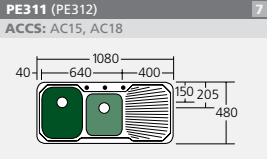
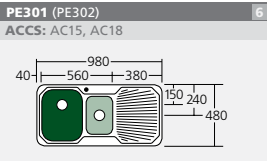
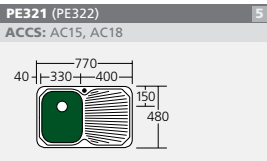
1/2 Bowl
215W x 350H x 130D / 9Litre

Diaz

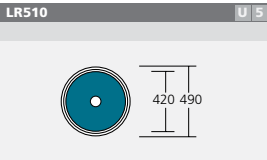
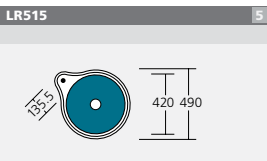
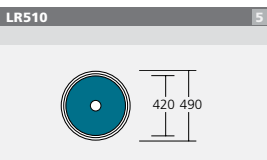
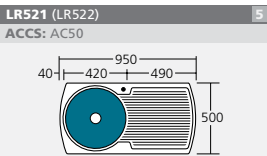


- Main Bowl**
330W x 400H x 180D / 21Litre
- 3/4 Bowl**
280W x 350H x 130D / 11Litre
- 1/2 Bowl**
200W x 290H x 130D / 7Litre

Petite

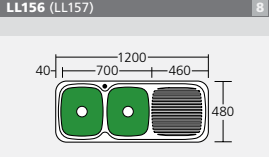
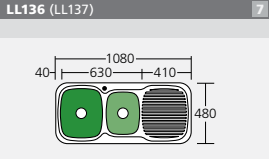
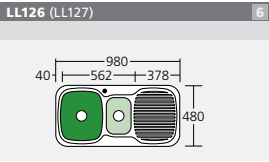
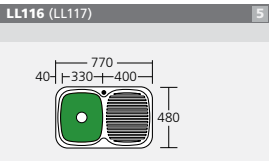


Solitaire®



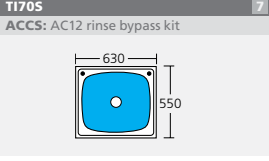
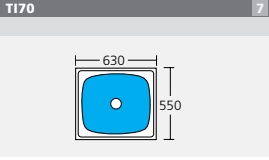
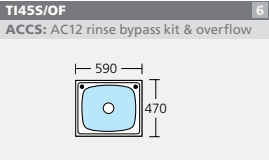
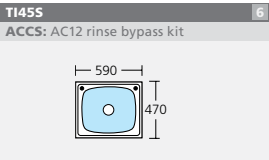
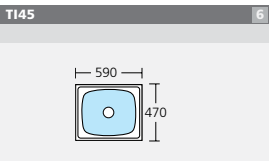
- Round Bowl**
420 x 180D / 24Litre

LakeLand



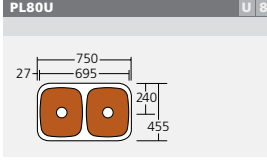
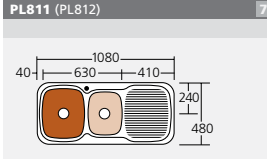
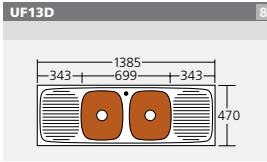
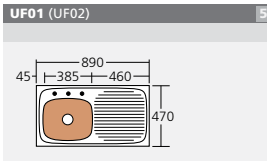
- Main Bowl**
330W x 385H x 155D / 17Litre
- 3/4 Bowl**
270W x 330H x 155D / 12Litre
- 1/2 Bowl**
200W x 290H x 130D / 7Litre

Laundry



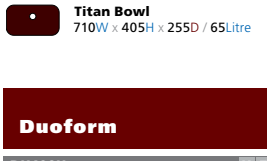
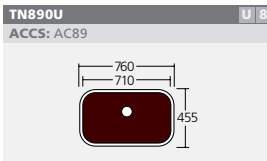
- 70 Litre Tub**
560W x 480H x 305D / 70Litre
- 45 Litre Tub**
520W x 400H x 235D / 45Litre

Ultraform / Perle

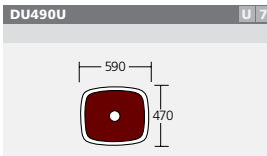


- Deep Bowl**
330W x 385H x 190D / 21Litre
- Main Bowl**
385W x 330H x 155D / 17Litre
- 3/4 Bowl**
270W x 330H x 155D / 12Litre

Titan

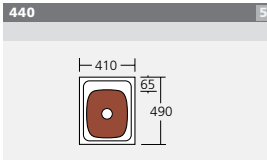
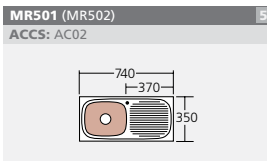


Duoform



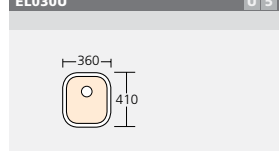
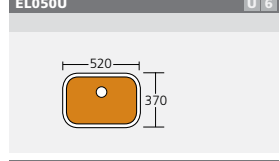
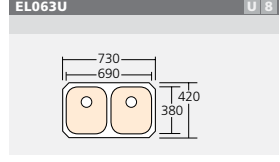
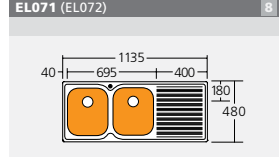
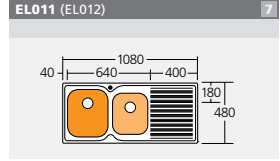
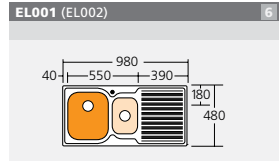
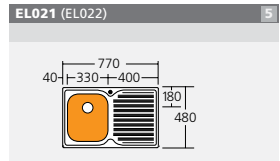
- 45 Litre Mega Bowl**
520W x 400H x 235D / 45Litre

Martini



- Deep Bowl**
330W x 385H x 190D / 21Litre
- 3/4 Bowl**
330W x 270H x 155D / 12Litre

Elan



- Large bowl**
480W x 330H x 165D / 26Litre
- Main bowl**
330W x 380H x 180D / 23Litre
- 3/4 Bowl**
280W x 330H x 155D / 14Litre
- Undermount bowl**
330W x 380H x 165D / 21Litre
- 1/2 Bowl**
190W x 290H x 155D / 9Litre

Tasman Sinkware

® Registered trademark of Tasman Sinkware. Under its policy of ongoing product development, Tasman Sinkware may from time to time change product specification without notice. WARNING: Products in this brochure and all literature pertaining to, are subject to Intellectual Property Protection. All dimensions given are approximate and should be checked prior to installation. Product colour reproduction is as near to actual as printing methods allow.

Warranty

Our goods come with guarantees that cannot be excluded under the Australian Consumer Law. You are entitled to a replacement or refund for a major failure and for compensation for any other reasonably foreseeable loss or damage. You are also entitled to have the goods repaired or replaced if the goods fail to be of acceptable quality and the failure does not amount to a major failure. Refer to www.oliverisinks.com for warranty details.