

**NEW**



**EFFICIENCY:**  
 Outward facing handrails  
 increases work area

**SAFETY:**  
 Fully adjustable outriggers  
 for use on irregular surfaces

**SAFETY:**  
 Self-locking  
 trapdoor

**STRENGTH:**  
 Platform supported by  
 full aluminium sub-frame

**ACCESS:**  
 Ladder (80mm treads)  
 with stand off arm

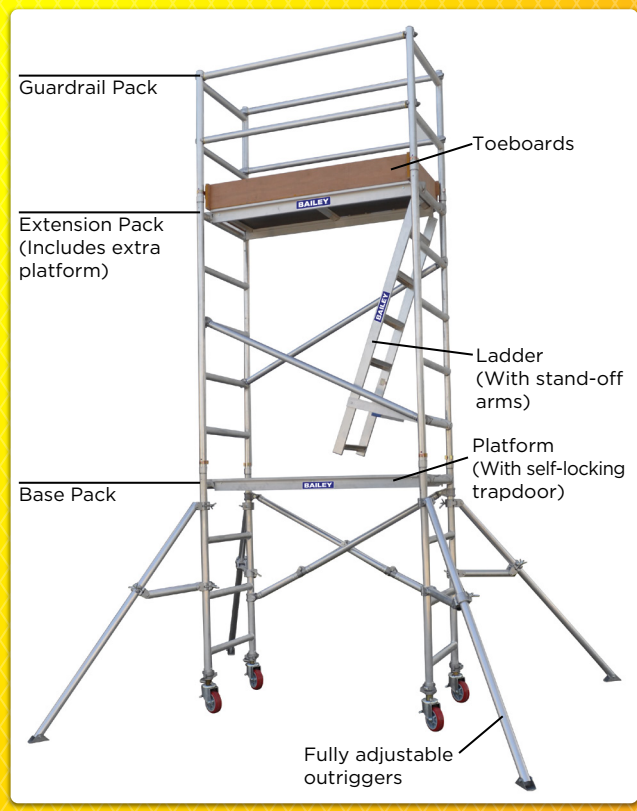
**SAFETY:**  
 Spring-clips prevent  
 frames from separating

**COMPACT STORAGE:**  
 240 x 800 x 1670mm,  
 easily transportable

**VALUE:**  
 Lightweight  
 aluminium design

**Bailey is Australia's most trusted ladder brand by tradespeople who demand strong, stable and safe ladder products. Our NEW Supa-Lite Aluminium Scaffold System offers features aimed at increasing safety when working at heights.**

- Full system - Base pack to Expansion pack
- 225kg Working Load Limit
- Lightweight, aluminium design
- Work Cover registered
- AS/NZS 1576 & 1577
- 3.5 - 5.4m reach height
- Highly portable, easily stowed
- DIY assembly - saves time & money
- Reinforced platform, exterior grade ply
- Multiple safety enhancements
  - Self-locking trapdoor
  - Wind locks
  - Positive lock 'spring clips'
  - Total brake swivel castor



**INNOVATION**

- Expansion pack joins two standard towers and provides approximately triple the safe working area.

**PROVIDES AN ENCLOSED 'SAFE WORKING PLATFORM'**

Description	Packaged Dimensions (m)	Maximum Platform Height (m)	Maximum Reach Height (m)	Code	Volume (m <sup>3</sup> )	Weight (kg)	EAN Code
SUPA-LITE BASE PACK	L: 1.70 W: 0.85 H: 0.25	1.5m	3.5m	FS13672	0.361	33.5	9312097060838
SUPA-LITE EXTENSION PACK	L: 2.02 W: 0.80 H: 0.22	2.3m	4.3m	FS13673	0.347	31	9312097060845
SUPA-LITE GUARDRAIL PACK	L: 2.06 W: 0.80 H: 0.14	3.4m	5.4m	FS13674	0.231	16.5	9312097060852

Spare Parts / Accessories	Packaged Dimensions (m)	Specification	Code	Volume (m <sup>3</sup> )	Weight (kg)	EAN Code
SUPA-LITE EXPANSION PACK	L: 1.85 W: 0.64 H: 0.12	Connects 2 scaffold systems, nearly triples the work area	FS13675	0.136	28	9312097060869
SUPA-LITE TOE BOARD PACK	L: 1.58 W: 0.23 H: 0.07	Exterior grade ply, interlocking (no fasteners required)	FS13676	0.025	10	9312097060876
SUPA-LITE OUTRIGGER PACK	L: 1.92 W: 0.31 H: 0.11	Lightweight design, L: 1.86m, adjustable for use on irregular surfaces, swivel foot pad for optimal grip	FS13677	0.065	10.5	9312097060883
SUPA-LITE LADDER	L: 1.90 W: 0.55 H: 0.11	150kg Industrial, 80mm treads, scaffold hooks and stand off bracket fitted	FS13678	0.11	10	9312097060890
SUPA-LITE ADJUSTABLE LEGS	L: 0.70 W: 0.37 H: 0.12	Quick change over, adjusts up to 267mm, 150mm diameter castors	FS13679	0.031	9	9312097060906
SUPA-LITE SPIGOT PACK	L: 0.22 W: 0.16 H: 0.06	Joins base pack to extension pack, locks via spring clips	FS13680	0.002	1	9312097060913
SUPA-LITE HORIZONTAL BRACE	L: 1.70 W: 0.13 H: 0.10	Lightweight design, coloured collars, self-locking	FS13681	0.021	4.5	9312097060920
SUPA-LITE DIAGONAL BRACE	L: 1.88 W: 0.13 H: 0.10		FS13682	0.023	5	9312097060937
SUPA-LITE PLATFORM	L: 1.70 W: 0.64 H: 0.10	Exterior grade ply with self-locking trapdoor	FS13683	0.109	13.5	9312097060944

## SELECT THE RIGHT SCAFFOLD CONFIGURATION

PLATFORM HEIGHT	REACH HEIGHT*	BASE PACK FS13672	EXTENSION PACK FS13673	GUARD RAIL FS13674	TOEBOARD FS13676	OUTRIGGER FS13677	LADDER FS13678	HORIZONTAL BRACING FS13681	EXPANSION PACK FS13675
1.5m	3.5m	1		OPTIONAL	OPTIONAL	OPTIONAL			AVAILABLE
2.3m	4.3m	1	1		1	2	1	2	AVAILABLE
3.4m	5.4m	1	1	1	1	2	1		AVAILABLE

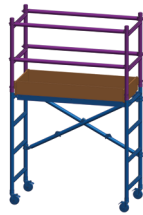
\*Assumes a 1.7m person with a vertical 0.3m reach

### RECOMMENDED CONFIGURATIONS

Colours indicate packs required to complete configuration



**CONFIGURATION 1A**  
PLATFORM HEIGHT 1.5m  
Base Pack



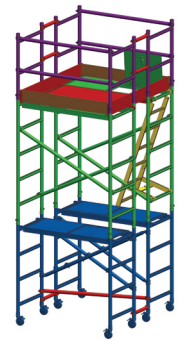
**CONFIGURATION 1B**  
PLATFORM HEIGHT 1.5m  
Base Pack +  
Guard Rail Pack



**CONFIGURATION 2**  
PLATFORM HEIGHT 2.3m  
Base Pack +  
Extension Pack +  
Ladder +  
Horizontal Bracing +  
Toe Boards +  
Outrigger Pack



**CONFIGURATION 3**  
PLATFORM HEIGHT 3.4m  
Base Pack +  
Extension Pack +  
Guard Rail Pack +  
Ladder +  
Toe Boards +  
Outrigger Pack



**CONFIGURATION 4**  
PLATFORM HEIGHT 3.4m  
Base Pack (2) +  
Extension Pack (2) +  
Guard Rail Pack (2) +  
Ladder +  
Toe Boards +  
Expansion Pack

Scaffold systems should be used with appropriate training, under the direct supervision of a competent person, according to the instructions of the manufacturer and in accordance with OH&S and local safety regulations. For more information refer to AS/NZS 1576.



**PROVIDES AN ENCLOSED 'SAFE WORKING PLATFORM'**

BAILEYLADDERS.COM.AU