



TAUBMANS®

Whites & Neutrals



build layers

Neutrals are the foundation to build layers, tones and textures to a room. The hardest thing about Neutrals is how much they change from **day to night** and their **subtle undertones** of colour can take on a whole **different look** in every room. The key to working with your Neutrals is to get the **underlying** base right and build from there.

There is **only one** Pure White and every other Neutral has a small tint and shade added to it. Here we have made it easy for you by **breaking down the Neutrals into four categories**. Use these pictures and colour chips as a guide to take the frustration out of not only **selecting a scheme** but where to start.



neutral colours are a great base to build layers of colour and textures



COLOUR is capable of creating DRAMA or intimacy, it all depends on how you USE it.

Lighting greatly affects how your Neutral colours will look and change. Artificial lighting comes in a **warm** and a **cool** white and sometimes **just changing the light bulb** could give you the look you are after. A **warm globe** will **soften** the harshness of a clean **Crisp White** interior in a bathroom or kitchen, and a **cool globe** can **dull the yellow** in a Neutral.

Daylight again will give **another look** to your Neutral colours so make sure you **test** your selection during daytime and **night time** over a **few days** before making your choice. Take time selecting your Neutral colours and build layers of other Neutral colours. Add a **pop of colour** through accessories to enhance your Neutral Colour Scheme.

Windy Beach

*timeless
classic*



Crisp Whites & Greys

Crisp Whites and Greys give strength and energy to a room. A low sheen finish will take the edge off its **brightness** if you are worried it will look clinical. Use a **low sheen** finish on the walls and a **gloss** on the trim to add subtle textures in a simple way.

Crisp Whites & Greys


Embrace Whites
and Greys as they
are the new **base**
Neutrals of today.




Cradle White

Winter Ice


Windy Beach




Struan Grey




High Reaches




Cloudburst




Bridal Gown




Aspen Snow




Taupe Grey




Crisp White




Milk Bar




Tahira White




Ice Princess




Navigate




Grey Moon




Bassinet




Cotton Sheets




South Pole



White Shaver



Snow Goose



Silver Bullet



Greens & Blues

Greens and Blues add a sense of joy to a room. These are perfect for entries, bedrooms and living areas for busy families. **A dark area** of the house will **come alive** with a Green or Blue Neutral.

Greens & Blues

Greens and Blues
are the Neutrals that
say **welcome** with a
smile on their face.



Free Love

Frosty Morn

Mint Wafer

Fountain Mist

Mint Essence

Rain Cloud

Miss Universe

Jack Frost

Crushed Ice

Clear Yellow

Whipcord

Ice Plant

Pale Innocene

Icemist

Extra Extra

Hazel Cream

Featherstone

Green Sheen

Airy

Smokey Mood

Grey Dawn




Cream Whites


The Creams are the romantics of our Neutrals. Soft with a gentle glow that takes the edge off any sharpness the **interior architecture** may have. Cream Whites work in any interior and evoke a sense of **calm and sophistication.**

Cream Whites

Pure Whites contrast well against **Creams** to give it a **jolt** from its relaxed slumber.



Intimate White




China Beige



Candlewax



Honey Flower



Promised Land



Spun Cotton




Sun and Sand




Mellowed Ivory



Duchess Lace



Creamy White



Milk White



Dahlia



Dreamy Cream




Cochrane




Buff Straw




Yellow Cloud



Cream Soda



Sweet Honeydew



Parchment Paper



Harp String



Sponge Cake



Ostrich Feather


add a pop
of colour

Stone Whites


A Stone White takes its lead from a **mix** of Greys, Greens, Whites and even a hint of Yellow. A Stone White gives you a **flexible Neutral base** to work with a **dramatic** contrast of colours.

Stone Whites


Stone Whites give **depth to a room** without feeling like the walls are closing in on you.




Altair




Surf Wax




Fur Seal




Chalkstone



Dove Wing



Breaker Beige




Haloumi




Beige Drop



Toasted Almond




Chalk Wash



Argos Cream



Pebble Bay



Arizona White




Bleached Leather




Wheat Sheaf



Ice Cream



Milk Cloud



Burnished Stone



Ecru Stone



Fawn Beige



Ostrich Feather



TAUBMANS®

technology applied

One of the oldest paint brands in the market, Taubmans has been painting Australian homes for over 110 years. Back in the early 1900's, George Taubman built the company on a foundation of technical superiority. In 2007 PPG Industries acquired the Taubmans brand which has grown to become a major player in the Australian Architectural Coatings Market. It is responsible for launching innovative consumer paint brands such as Taubmans Endure with Nanoguard™ and Easycoat with Microban®. Taubmans is committed to applying technology and innovation to help consumers look after their most valuable asset, their home.

Taubmans has **partnered** with Interior Designer and Television Presenter, **Shayna Blaze** to help you find the **perfect colour** that will transform your home today. As a designer and artist, Shayna is passionate about **colour and how it can transform a home.**

"I want to inspire Australians to embrace, not fear colour as it not only creates a visual change but evokes a mood you can definitely feel."

Shayna Blaze
Taubmans Brand Ambassador
Award Winning Interior Designer & TV Presenter



Get the colour right the first time. It takes years of learning and **experimenting with colour** to get it right but it's our aim to help you **choose the right colour.**

Buy a **Taubmans Sample Pot** and **explore the possibilities of using colour** in your home.

Taubmans
customer care

131 686
www.taubmans.com.au

PPG Architectural Coatings
9 Birmingham Avenue
Villawood NSW 2163

Colours shown are as close as possible to actual paint colours.
Due to limitations of the printing process, photographic and printed images may not represent the true colour. Please obtain a Taubmans sample pot for colour accuracy.

Front page image colour is Fawn Beige.

Date: 01/13