

Oliveri



Nu-Petite®

Beautiful and practical in every way.
From apartment living to family home.

INSET SINKS



NP611 LH Bowl (NP612 RH Bowl) incl. AC62, AC65



NP671 LH Bowl (NP672 RH Bowl) incl. AC62, AC65
Shown with optional AC63 and SQ107 tap



NP621 LH Bowl (NP622 RH Bowl) incl. AC62, AC65



NP663 incl. AC62, AC63, AC65

UNDERMOUNT SINKS



NP650U



NP61U LH Bowl (NP62U RH Bowl)
incl. AC62, AC63, AC65



NP63U incl. AC62, AC63, AC65



NP60U incl. AC62, AC63, AC65

Additional sinks in this range available. See pages 30-31.

ACCESSORIES More accessories are available. See page 29.



AC62



AC63



AC65



AC61



AC16



AC29

RECOMMENDED TAPWARE



MA4010



IP2030

FEATURES

Undermount installation

Delivers a modern, minimalist look. Ideal for solid surfaces.

Generous bowl capacity

Holds 30 litres in the main bowl to accommodate the biggest pots and pans.

Custom made accessories

Transforms the sink into a streamlined food preparation area.

Rear waste outlets

Allows the maximum amount of usable space in cupboards below.

Solid supporting bridge

Joining the bowls this way means no weak areas are created between the bowls.

Australian Made

Oliveri has designed and manufactured sinks in Australia since 1948.

How to choose your Oliveri sink

Step 1

Decide if an inset or undermount sink best suits your needs

Inset sinks are recommended for laminate bench tops, while undermount sinks are most often chosen for solid work surfaces such as granite.

U = Undermount sink

Step 2

Consider the cabinet size

Make sure the cabinet space below the bench is wide enough to accommodate the sink's bowls.

8 = Cabinet size (e.g. 8=800mm)

Step 3

What is the bench top depth

Standard bench tops are 600mm front to back; some of our larger sinks require a minimum bench depth of 720mm. These sinks are well suited for island bench tops.

+ = 720mm minimum bench depth

Step 4

Accessories

A range of quality, innovative accessories to transform the sink into a hygienic food preparation area are available for every range. Integrated accessories come standard with most Oliveri sinks.

Step 5

Tapware

Oliveri's WELS approved tapware are sourced from world class manufacturers. Combine square style taps with straight line sinks, and round corner sinks with smooth, curved taps to get the most out of your kitchen's aesthetics.

Professional Series

PR1121 (PR1122) **6**
ACCS: ACP141, ACP5Q8

PR1111 (PR1112) **10**
ACCS: ACP141, ACP5Q3, ACP5Q8

PR1131 **5**
ACCS: ACP141, ACP5Q3

PR1181 **6**
ACCS: ACP141, ACP5Q8

PR1163U **U 9**
ACCS: 2 x ACP5Q5

PR1190U **U 9**
ACCS: ACP5Q9

PR1180U **U 6**
ACCS: ACP5Q8

PR1130U **U 5**
ACCS: ACP5Q3

PR1160U **U 5**
ACCS: ACP5Q6

Mega Bowl
760W x 455H x 225D / 78Litre

Grand Bowl
500W x 405H x 225D / 46Litre

Standard Bowl
380W x 455H x 225D / 39Litre

3/4 Bowl
380W x 405H x 225D / 35Litre

1/2 Bowl
255W x 405H x 190D / 20Litre

Sonetto

SN1021 (SN1022) **6**
ACCS: ACP101

SN1071 (SN1072) **8**
ACCS: ACP101

SN1011 (SN1012) **9**
ACCS: ACP101

SN1051 **6**
ACCS: ACP101, ACP103

SN1064 **8**
ACCS: ACP101, ACP103

SN1063U **U 8**
ACCS: ACP103

SN1050U **U 6**
ACCS: ACP103

SN1030U **U 5**
ACCS: ACP103

SN1020U **U 5**

Large Bowl
470W x 405H x 205D / 39Litre

3/4 Bowl
355W x 405H x 205D / 30Litre

1/2 Bowl
235W x 405H x 170D / 16Litre

Nu-Petite®

NP621 (NP622) **5**
ACCS: AC62, AC65

NP601 (NP602) **7**
ACCS: AC62, AC65

NP611 (NP612) **8**
ACCS: AC62, AC65

NP671 (NP672) **9**
ACCS: AC62, AC65

NP653 **9**
ACCS: AC62, AC65

NP663 **9**
ACCS: AC62, AC63, AC65

NP615 (NP616) **8**
ACCS: AC62, AC63, AC65

NP610 **5**
ACCS: AC62, AC65

NP60U **U 9**
ACCS: AC62, AC63, AC65

NP63U **U 9**
ACCS: AC62, AC63, AC65

NP61U (NP62U) **U 8**
ACCS: AC62, AC63, AC65

NP650U **U 5**

5 Side Bowl
380W x 420H x 200D / 28Litre

Main Bowl
380W x 420H x 200D / 30Litre

3/4 Bowl
280W x 350H x 130D / 11Litre

1/2 Bowl
215W x 350H x 130D / 9Litre

Monet®

MO711 (MO712) **7**
ACCS: AC72, AC74

MO771 (MO772) **8**
ACCS: AC72, AC74

MO753 **8**
ACCS: AC72, AC74

MO763 **8**
ACCS: AC72, AC73, AC74

MO793 **11**
ACCS: AC72, AC73, AC74

MO70U **U 9**
ACCS: AC72, AC73, AC74

MO71U (MO72U) **U 7**
ACCS: AC72, AC73, AC74

Main Bowl
350W x 420H x 180D / 24Litre

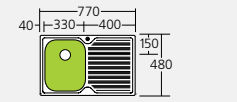
3/4 Bowl
280W x 350H x 130D / 11Litre

1/2 Bowl
215W x 350H x 130D / 9Litre

Diaz

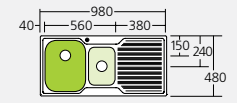
DZ121 (DZ122) 5

ACCS: AC15, AC18



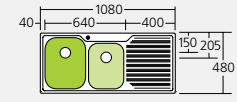
DZ101 (DZ102) 6

ACCS: AC15, AC18



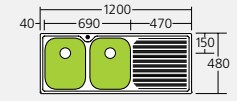
DZ111 (DZ112) 7

ACCS: AC15, AC18



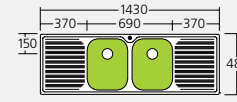
DZ171 (DZ172) 8

ACCS: AC15, AC18



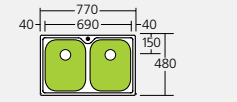
DZ153 8

ACCS: AC15, AC18



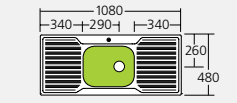
DZ163 8

ACCS: AC15, AC18, AC33



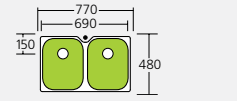
DZ133 5

ACCS: AC15, AC18



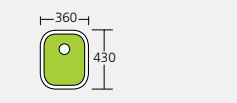
DZ10U 8

ACCS: AC15, AC18, AC33



DZ150U 5

ACCS: AC15, AC18, AC33



Main Bowl
330W x 400H x 180D / 21Litre

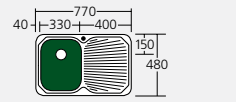
3/4 Bowl
280W x 350H x 130D / 11Litre

1/2 Bowl
200W x 290H x 130D / 7Litre

Petite

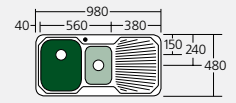
PE321 (PE322) 5

ACCS: AC15, AC18



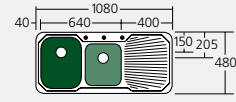
PE301 (PE302) 6

ACCS: AC15, AC18



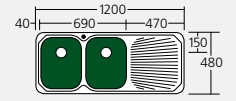
PE311 (PE312) 7

ACCS: AC15, AC18



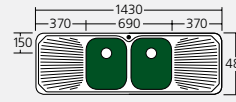
PE371 (PE372) 8

ACCS: AC15, AC18



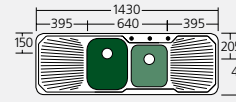
PE353 8

ACCS: AC15, AC18



PE341 7

ACCS: AC15, AC18



Main Bowl
330W x 400H x 180D / 21Litre

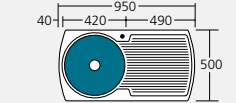
3/4 Bowl
280W x 330H x 130D / 11Litre

1/2 Bowl
200W x 290H x 130D / 7Litre

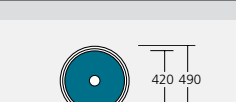
Solitaire®

LR521 (LR522) 5


ACCS: AC50




LR510 5



LR515 5



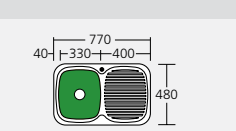
LR510 5



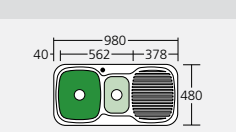
Round Bowl
420 x 180D / 24Litre

LakeLand

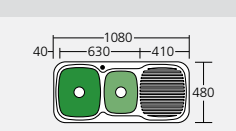
LL116 (LL117) 5



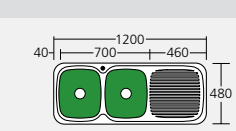
LL126 (LL127) 6



LL136 (LL137) 7



LL156 (LL157) 8



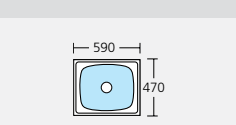
Main Bowl
330W x 385H x 155D / 17Litre

3/4 Bowl
270W x 330H x 155D / 12Litre

1/2 Bowl
200W x 290H x 130D / 7Litre

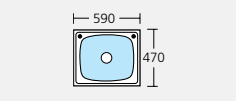
Laundry

TI45 6



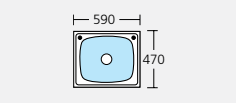
TI45S 6

ACCS: AC12 rinse bypass kit

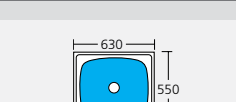


TI45S/OF 6

ACCS: AC12 rinse bypass kit & overflow

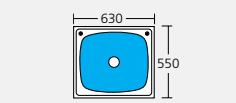


TI70 7



TI70S 7

ACCS: AC12 rinse bypass kit

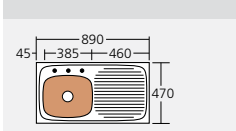


70 Litre Tub
560W x 480H x 305D / 70Litre

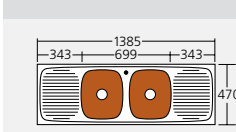
45 Litre Tub
520W x 400H x 235D / 45Litre

Ultraform / Perle

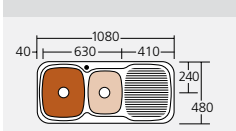
UF01 (UF02) 5



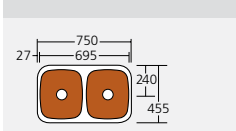
UF13D 8



PL811 (PL812) 7



PL80U 8



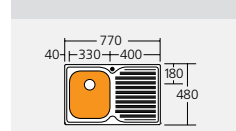
Deep Bowl
330W x 385H x 190D / 21Litre

Main Bowl
385W x 330H x 155D / 17Litre

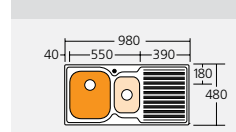
3/4 Bowl
270W x 330H x 155D / 12Litre

Elan

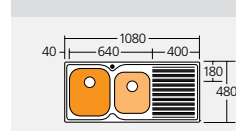
EL021 (EL022) 5



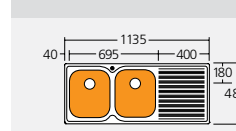
EL001 (EL002) 6



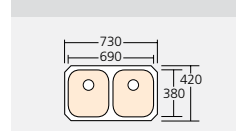
EL011 (EL012) 7



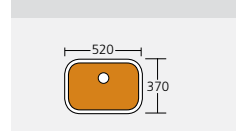
EL071 (EL072) 8



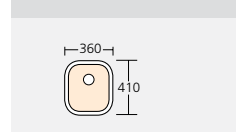
EL063U 8



EL050U 6



EL030U 5



Large bowl
480W x 330H x 165D / 26Litre

Main bowl
330W x 380H x 180D / 23Litre

3/4 Bowl
280W x 330H x 155D / 14Litre

Undermount bowl
330W x 380H x 165D / 21Litre

1/2 Bowl
190W x 290H x 155D / 9Litre

Tasman Sinkware

® Registered trademark of Tasman Sinkware. Under its policy of ongoing product development, Tasman Sinkware may from time to time change product specification without notice. WARNING: Products in this brochure and all literature pertaining to, are subject to Intellectual Property Protection. All dimensions given are approximate and should be checked prior to installation. Product colour reproduction is as near to actual as printing methods allow.

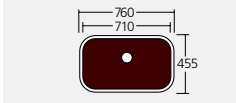
Warranty

Our goods come with guarantees that cannot be excluded under the Australian Consumer Law. You are entitled to a replacement or refund for a major failure and for compensation for any other reasonably foreseeable loss or damage. You are also entitled to have the goods repaired or replaced if the goods fail to be of acceptable quality and the failure does not amount to a major failure. Refer to www.oliverisinks.com for warranty details.

Titan

TN890U 8

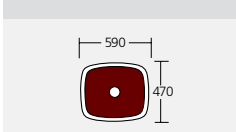
ACCS: AC89



Titan Bowl
710W x 405H x 255D / 65Litre

Duoform

DU490U 7

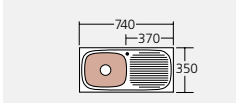


45 Litre Mega Bowl
520W x 400H x 235D / 45Litre

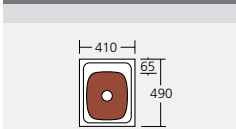
Martini

MR501 (MR502) 5

ACCS: AC02



440 5



Deep Bowl
330W x 385H x 190D / 21Litre

3/4 Bowl
330W x 270H x 155D / 12Litre