



REINFORCED CONCRETE RETAINING WALLS

DIY CONCRETE SLEEPER & GALVANISED STEEL POST RETAINING WALL SYSTEM



- 100% termite proof materials ✓
- Easy to design and install system ✓
- Perfect for walls up to 900mm tall ✓
- Great textures to match your garden, or paint to match your existing colour scheme ✓

Available at
BUNNINGS
warehouse

15 YEAR WARRANTY

RIDGI.COM.AU



When you do-it-yourself with RIDGI you're using a reinforced retaining wall system that has been designed, engineered and certified specifically for retaining walls, garden beds and edging up to a height of 900mm.

The RIDGI System comprises reinforced concrete sleepers and strong, long lasting 60UC hot dipped galvanised steel posts and fence brackets.

This means you won't have to worry about termites, rot, warping and your RIDGI will stand the test of time. The RIDGI system has a 15 year warranty and is proudly Australian designed and manufactured by Aussie Concrete Products.

The variety of sleeper finishes enable you to easily get the look you want. Want to match your existing house colour scheme or landscape or get a timber or stone finish? The RIDGI sleeper finishes give you both - you can even paint them to match!

RIDGI REINFORCED CONCRETE SLEEPERS

Your RIDGI Reinforced Concrete Sleepers are engineer designed and reinforced, this means they are strong and reliable. RIDGI Reinforced Sleepers come in a variety of designs, textures and finishes.

Many people love the Ironbark which looks like timber, or the smooth Homestead look that can be painted to match your existing colour scheme. All RIDGI Reinforced Concrete Sleepers are 150mm high by 1.5m long, and a sturdy 50mm thick, including internal reinforcing.

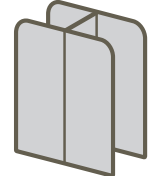


RIDGI RETAINING POSTS & FENCE BRACKETS

Designed to give lasting protection against weather and corrosion, RIDGI Retaining Posts and Fence Brackets are made from 60UC and 3mm hot dipped galvanised steel so they're stronger, last longer and are hassle free.

RIDGI Retaining Posts are colour coded and simple to use - Ender, Corner and Joiner posts are easily configured to create the perfect design. RIDGI posts are sold in a variety of heights to suit walls from 300 to 900mm high.

RIDGI Retaining Posts can also be fitted with RIDGI Fence Brackets, which are weight rated for Colorbond® fencing. This gives you the flexibility to begin building immediately above your wall, saving room and giving you a cleaner line.



ENDER

CORNER

JOINER

Wall Height (mm)	300	450	600	750	900
RIDGI Post	600	900	1200	1500	1800



FENCE BRACKET

Fits all RIDGI Post heights

EASY-AS DESIGN & INSTALLATION GUIDE



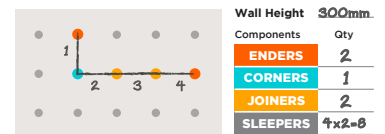
RIDGI PLANNING SHEET

WHAT YOU'LL NEED BEFORE YOU GET STARTED

- ✓ Measuring Tape
- ✓ Level and String Line
- ✓ Shovel
- ✓ Steel Posts or Pegs
- ✓ Post Hole Digger
- ✓ RIDGI Planning Sheet (available at ridgi.com.au/plan).
- ✓ Quick set concrete
- ✓ Ag pipe and weed matting
- ✓ RIDGI Reinforced Sleepers of your choice
- ✓ RIDGI Retaining Posts

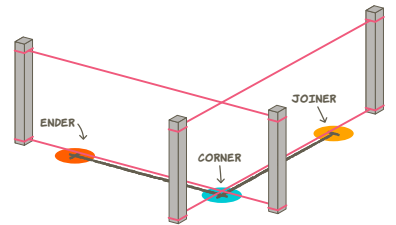
1 DESIGN YOUR RIDGI

- Measure out and sketch your RIDGI using our Planning Sheet
- Count up the number and kinds of Retaining Posts and Fence Brackets you need, and decide on the finish of your Sleepers.



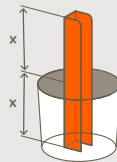
2 PREP YOUR SITE

- Clear and level your site area, making sure you leave 200mm clear behind the RIDGI – you'll need it for backfill.
- Hammer steel posts or pegs where your RIDGI will end.
- Run string lines between the pegs, top and bottom. Keep the strings tight to make sure your RIDGI is nice and straight. Be sure the top string lines up to the top of your RIDGI. Use a line level to make sure everything is on the up-and-up.
- Start from one end of the lines and mark across the ground at 1520mm intervals (this is where your holes will go).

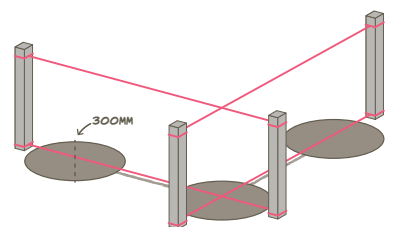


3 DIG YOUR HOLES

- At the marked spots, dig or auger your holes with a 300mm diameter. Remember – your holes have to be as deep as your RIDGI is tall to make sure it's strong!
- If you're installing RIDGI Fence Brackets, mark and drill your mounting holes for your bolts now.

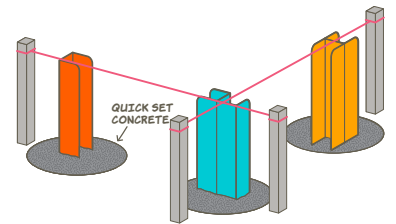


REMEMBER:
HOLES MUST BE AS DEEP AS YOUR WALL IS HIGH



4 SET THE POSTS

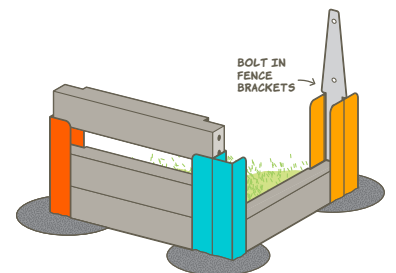
- Work with one hole at a time.
- Fill the hole with quick setting concrete and lower your RIDGI Retaining Post into it, ensuring it is straight and level with top string line.
- Set corner posts first and recheck post intervals before setting ender or joiner posts.



5 INSERT YOUR SLEEPERS

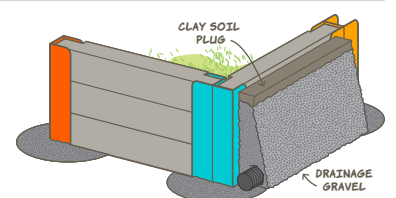
- Allow the post hole concrete to cure for 2 days before bolting* on your RIDGI Fence Brackets and sliding your RIDGI Reinforced Sleepers into place.
- If your ground is not level before you slide in the sleepers, consider laying a concrete pad between posts to ensure that sleepers are stacked up evenly.

*Bolts not included.








6 AG PIPE & BACKFILL

- Place 65mm ag pipe at the base of the back of the wall, then backfill with 20mm drainage gravel to 200mm from top of the wall.
- Fill to the top with a clay soil plug.



1 CHOOSE YOUR FINISH

SLEEPERS	
OVERALL DIMENSIONS	QUANTITY NEEDED
	
IRONBARK 1080347	
150x50mm x1.5m	
	
HOMESTEAD 1080327	
150x50mm x1.5m	
	
ASHGROVE 1080329	
150x50mm x1.5m	
	
WOODGRAIN 1080328	
150x50mm x1.5m	
	
GUMTREE 1080351	
150x50mm x1.5m	

2 SELECT YOUR POSTS & FENCE BRACKETS

ENDER	YOUR WALL HEIGHT	RIDGI POST HEIGHT	ITEM NUMBER	QUANTITY NEEDED
	300mm	600	1080333	
	450mm	900	1080334	
	600mm	1200	1080335	
	750mm	1500	1080336	
	900mm	1800	1080337	

CORNER	YOUR WALL HEIGHT	RIDGI POST HEIGHT	ITEM NUMBER	QUANTITY NEEDED
	300mm	600	1080343	
	450mm	900	1080344	
	600mm	1200	1080345	
	750mm	1500	1080331	
	900mm	1800	1080332	

JOINER	YOUR WALL HEIGHT	RIDGI POST HEIGHT	ITEM NUMBER	QUANTITY NEEDED
	300mm	600	1080338	
	450mm	900	1080339	
	600mm	1200	1080340	
	750mm	1500	1080341	
	900mm	1800	1080342	

FENCE BRACKET*	ITEM NUMBER	QUANTITY NEEDED
	1080353	

Please note minimum order values apply. *RIDGI Fence Brackets are not supplied with bolts. Please check with Special Orders team member to confirm direct delivery lead times and cost.

FOR MORE INFORMATION OR HELP WITH RETAINING WALLS ABOVE 900MM CALL AUSSIE CONCRETE PRODUCTS ON 07 3823 2465 OR VISIT RIDGI.COM.AU

3 CONFIRM DELIVERY ADDRESS

NAME _____

ADDRESS _____

SUBURB _____ POST CODE _____

PHONE _____ MOBILE _____

EMAIL _____