



For more detail about the Forme Bathroom Collection please visit
www.formebathroomcollection.com.au

MONT ALBERT Designer Vanity Collection

MONT ALBERT DESIGNER VANITY COLLECTION

The Mont Albert Vanity Collection by Forme offers a range of vanities to suit the most discerning of tastes, successfully maintaining the balance between style and functionality. The Mont Albert Collection offers a sense of understated contemporary style. Mix and match to create the perfect vanity for your bathroom. The Mont Albert collection is available in 5 sizes*, offering both a wall hung or freestanding option to suit any plumbing configuration.

*1500mm option wallhung only.

FEATURES / OPTIONS

- Freestanding or wall hung options
- Designed & manufactured by Forme
- 4 x cabinet colours
- 4 x engineered stone benchtops
- 5 x porcelain basins to select from
- 2 x moulded basins to select from
- Finger pull handles
- LHS & RHS drawer options available
- Matching shaving cabinets available in all sizes



Mont Albert 900 wall hung vanity, in Light Ash, Concrete Stone top, Organic basin, RHS drawers with a 10:00 taphole

MATCHING SHAVING CABINETS - OPTIONAL EXTRAS

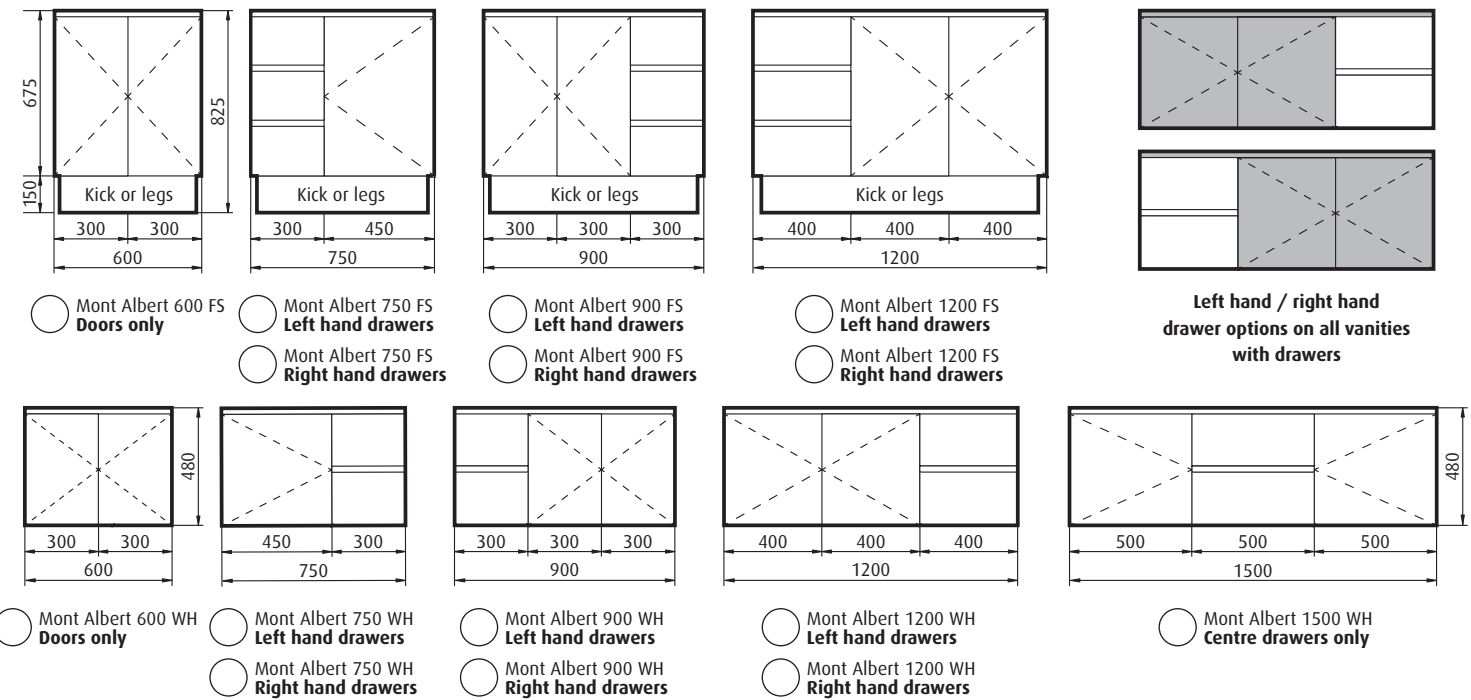


For more detail about the Forme Bathroom Collection please visit www.formebathroomcollection.com.au


Tapware and accessories not included. 32mm plug and waste sold separately. All measurements are in millimetres (mm).

HOW TO CHOOSE YOUR DESIGNER VANITY

1 Choose vanity size and format - depth 460mm

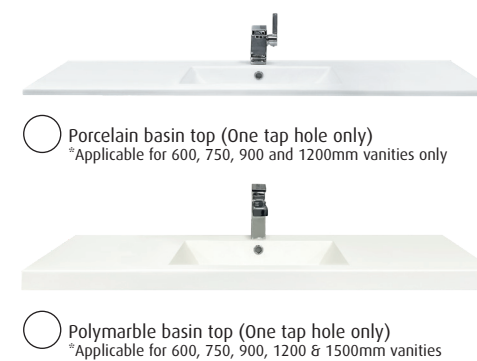


2 Choose vanity colour




Please note all swatches are representative of colour/finish only, see in store for accurate representation. All measurements are in millimetres (mm). Images, specifications and dimensions correct at time of publishing. It is advised that these details be confirmed prior to construction as no liability will be taken by Forme for any changes in specifications. Tapware not included.

3 Choose Basin/Countertop



Stone top colours



Ceramic countertop basin with engineered stone top
Please select stone top colour (to the left) and choose countertop basin (below)
*Applicable for 600, 750, 900 and 1200mm vanities



*Waste diameter cut-out ø80mm

**Oval waste cut-out in stone

If taphole is required for a Mont Albert with LHS drawers will be a 2:00 taphole option and If taphole is required for a Mont Albert RHS drawers will be a 10:00 taphole option

