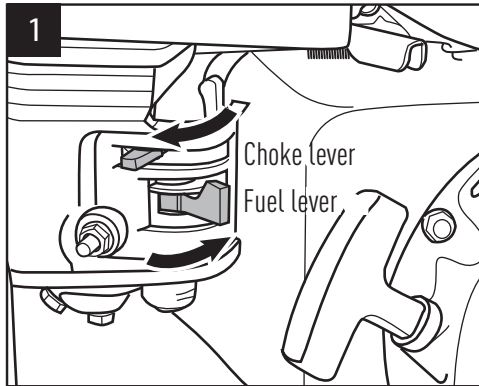
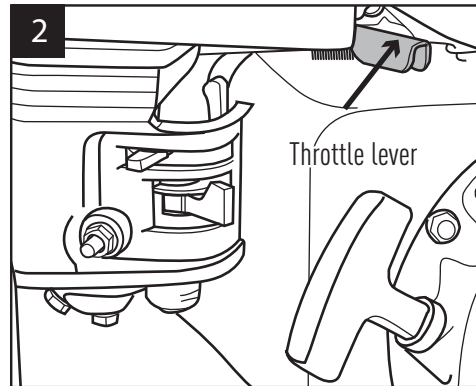


These instructions are to be used as a guide only and are not intended to replace the instruction manual provided with your pump. Always read the instruction manual for full details relating to safety instructions, assembly, operation and maintenance of your pump.

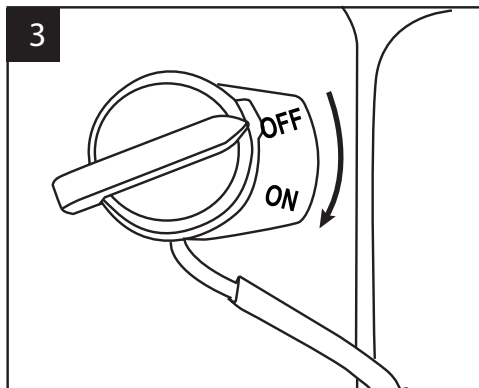
WARNING! WHEN THE ENGINE IS RUNNING, DO NOT PULL THE RECOIL HANDLE OTHERWISE THE ENGINE MAY BE DAMAGED



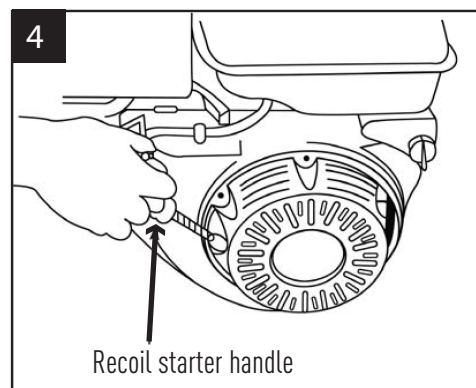
Move the choke lever to the left/closed position and fuel lever to the right/open position..



Move the throttle lever to the right.



Turn the engine on/off switch to "ON" position



Start the engine as follow:
Hold the recoil starter handle firmly and pull it slightly until the compression position is reached, and then pull it swiftly all the way out. Slowly return the recoil starter handle to its original position.