

More Solutions from Multistore



Modular Robes

The ultimate in flexibility, allowing for seemingly endless configurations to solve your storage dilemmas. With several width and design options across 4 different heights, you can follow your inspiration – mix and match products to create a custom look and be the envy of your friends and family.

Available off the shelf at Bunnings Warehouse – plus extended range via Special Orders



Custom Made Sliding Doors

Tidy Easy!

Complete your wardrobe with Custom Made Sliding Doors. Available in various colours. Can be made to fit any opening up to 3600mm wide and 1800-2400mm high



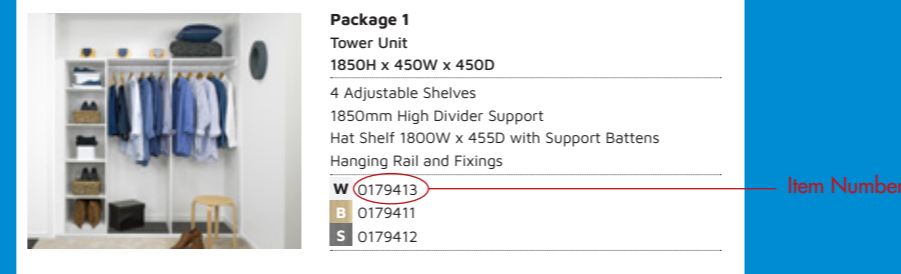
For further information on the above products visit Special Orders Desk or grab a brochure.

How It Works

It's as simple as 1,2,3! Follow the steps shown to purchase or order your product. If you need further advice, speak to a team member at the Special Orders Desk in-store.

1. Select The Product You Want

View the extensive range available in this brochure or online. Use the number shown below to order your product online or in-store.



2. Order At The Special Orders Desk or Online

After you have selected the product you want, take this brochure to the Special Orders Desk or order online at bunnings.com.au

3. Get It Home

We Will Deliver

Delivery to your home or site can be arranged online or in-store when purchasing your products.

Pick-Up In-Store

If you decide to pick-up in-store and need help to get it home, you can:

- borrow a courtesy trailer
- hire a vehicle

Check with your local Bunnings store for availability.



Item No:



9 326639 0046 17

2020 v1

Built in Wardrobe Packages



Take This Brochure to the Special Orders Desk or order online at bunnings.com.au




Built In Wardrobe Packs

Simplicity Redefined

Introducing Inspir8ion by Multistore, a brand new range of easy to install, expertly designed wardrobe packages, that you can use on their own or combine to suit your space. All at prices you can't afford to ignore! There are 6 configurations to choose from, depending on the size of your wardrobe. All are designed to maximise storage in the space with minimal waste, ensuring good quality storage at a cost effective price.

Colours

Choice of 3 colours to suit your homes style. Visit multistore.com.au and view our style blogs for inspiration.



16mm Hard Wearing Melamine
10 Year Warranty
Easy DIY Assembly
Scratch & Stain Resistant

Ordering

Ordering is easy, once you have selected your sizes and colours visit Special Orders counter to complete.

If you are unsure how to measure visit our website for tips multistore.com.au

Disclaimer: Colors displayed are a guide only and have been matched as closely as possible to actual product. For accurate colour selection refer to colour samples available on request at Special Orders Desk.

Choose your Configuration

Start by choosing the configuration that best suits your space. NOTE: these packages are easy to install and can be cut to fit within the size ranges shown, all you will need is basic DIY skills and some spare time!

Configurations are shown below.

Suits openings 1500-1800mm




Package 1
Tower Unit
1850H x 450W x 450D

4 Adjustable Shelves
1850mm High Divider Support
Hat Shelf 1800W x 455D with Support Battens
Hanging Rail and Fixings

W 0179413
B 0179411
S 0179412

Suits openings 1800-2100mm



Package 3
Tower Unit
1850H x 450W x 450D

4 Adjustable Shelves
1850mm High Divider Support
Hat Shelf 2100W x 455D with Support Battens
Hanging Rail and Fixings

W 0179420
B 0179418
S 0179419



Package 2
Tower Unit
1850H x 450W x 450D

3 x Standard Drawers
1 Fixed & 2 Adjustable Shelves
1850mm High Divider Support
Hat Shelf 1800W x 455D with Support Battens
Hanging Rail and Fixings

W 0179417
B 0179414
S 0179416



Package 4
Tower Unit
1850H x 450W x 450D

3 Standard Drawers
1 Fixed & 2 Adjustable Shelves
1850mm High Divider Support
Hat Shelf 2100W x 455D with Support Battens
Hanging Rail and Fixings

W 0179422
B 0179555
S 0179421

Tip: Packages are available to suit any size opening up to 2400mm wide. All Packages are a standard height of 1800mm and depth of 450mm. Measure the depth of your opening to ensure it is a minimum of 460mm. Measure width and select the Package that suits.

Suits openings 2100-2400mm



Package 5
2 Tower Units
1850H x 450W x 450D

4 Adjustable Shelves
1850mm High Divider Support
Hat Shelf 2400W x 455D with Support Battens
Hanging Rail and Fixings

W 0179425
B 0179423
S 0179424



Package 6
2 Tower Units
1850H x 450W x 450D

3 Standard Drawers
1 Fixed & 2 Adjustable Shelves
1850mm High Divider Support
Hat Shelf 2400W x 455D with Support Battens
Hanging Rail and Fixings

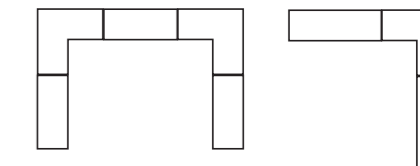
W 0179428
B 0179426
S 0179427



Walk In Wardrobes

Get Creative!

Combine Built In packages with corner units for custom Walk Ins at budget prices, combine with custom cut hat shelves complete with hanging rail and fixings. Corner units have been designed to fit with any of the packages.



Extras



Custom Cut Hat Shelves with Support Battens, Hanging Rail and Fixings:

Specify width required when ordering pick the item code in the width range you need

Hat Shelf 900-1199mm W x 455mm D

W 0179759 **B** 0179764 **S** 0179769

Hat Shelf 1200-1499mm W x 455mm D

W 0179760 **B** 0179765 **S** 0179770

Hat Shelf 1500-1799mm W x 455mm D

W 0179761 **B** 0179766 **S** 0179771

Hat Shelf 1800-2099mm W x 455mm D

W 0179762 **B** 0179767 **S** 0179772

Hat Shelf 2100-2400mm W x 455mm D

W 0179763 **B** 0179768 **S** 0179773

Add corner units to create Walk In robes

Shelf Corner Unit

1850H x 800W x 800W x 450D

4 Adjustable Shelves

W 0179774 **B** 0179776 **S** 0179778

Double Hanging Corner Unit

1850H x 800W x 800W x 450D

2 Hanging Rails, 3 Fixed Shelves

W 0179775 **B** 0179777 **S** 0179780

