



# Sliding Doors Made to Measure



Available at  
**BUNNINGS**  
warehouse

Take This Brochure to the Special Orders Desk to place your order

# Sliding Door Order Form

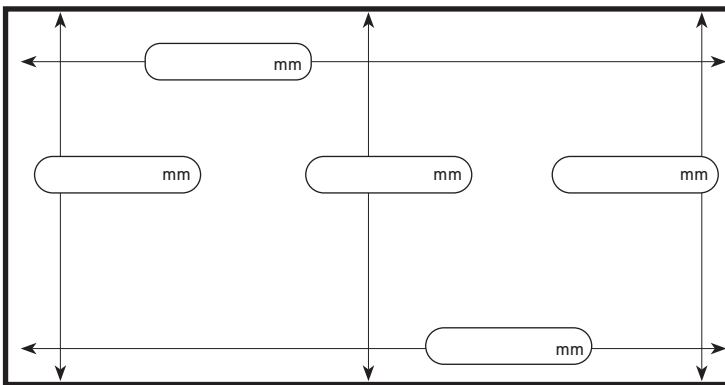
Store Name: \_\_\_\_\_ Customer Name: \_\_\_\_\_

Team Member Name: \_\_\_\_\_ Customer Signature: \_\_\_\_\_

Store Tel: \_\_\_\_\_ Date: \_\_\_\_\_

By signing this document you are confirming that all measurements and information supplied are correct

## 1. Provide Measurements




**Note:** Provide measurements of internal door frame as indicated on diagram.


## 2. Door Configuration (Tick as required)

2 Door (Double track)

3 Door (Triple track)



Opening width  
1200mm min – 2400mm max



Opening width  
1800mm min – 3600mm max

## 3. Door Finish

White Melamine

Mirror

VJ Panel Primed



## 4. Frame Colour

White

Clear Anodised Aluminium

Black

## How to Order

1. Complete the Custom Made Sliding Door Order Form.
2. Visit the Special Orders Desk at your local Bunnings Warehouse, where a Special Order Team Member will process your order.
3. Your door order will be manufactured and delivered to your nominated store within 10-14 working days.

## Conditions of Purchase

**All orders are to be paid in full.** The customer accepts full responsibility for the measurements provided. The supplier will be manufacturing to the specifications provided and holds no responsibility for incorrectly provided measurements. All orders are final.

## Useful Tips

- Most Wardrobes are 600mm in depth.
- A two door double track is 82mm wide, this allows approximately 500mm of clear hanging space.
- Two doors on a 82mm wide track will allow you to have half the wardrobe open at any one time.
- A three door triple track is 125mm wide. A triple track can be used in a 600mm deep wardrobe, but hanging space will be slightly reduced.
- Three doors on a triple track will allow you to have two-thirds of the wardrobe open at any one time.